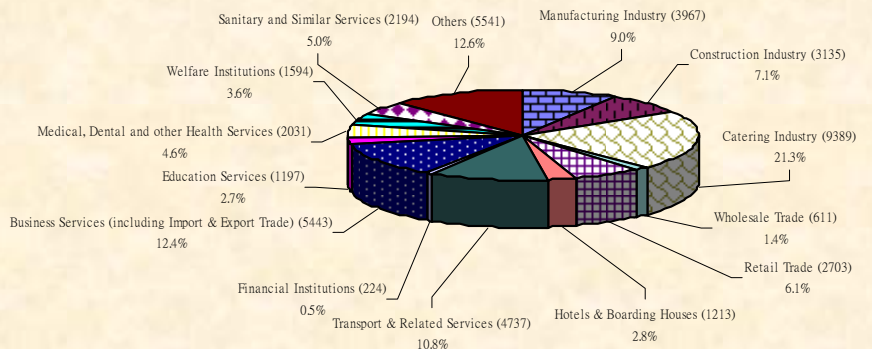


職業安全及健康統計數字2007



職業安全及健康部
勞工處
二零零八年五月





職業安全及健康統計數字

簡介

這裡所載的統計數字，是就香港與工作有關的意外和職業病提供資料及分析，顯示不同經濟界別和選定行業最近的意外趨勢。僱主、僱員與安全及健康工作從業員可利用這些統計數字，按整體意外率及某行業的平均統計數字，與本身機構的表現作出比較。我們希望這類資料可協助個別機構，更能妥善地管理其安全及健康計劃，從而改善安全表現。

在 1997 年或以前的每年意外數字，是根據當年內呈報給勞工處的意外數目計算。為更切合反映實際的情況，由 1998 年開始，意外數字乃根據在當年內所發生的個案計算。因此，1998 年的意外數字不適宜與 1998 年以前的數字作直接比較。但是 1999 年和之後的每年統計數字，則可與之作比較。

名詞定義及其他資料

職業傷亡個案 是指根據《僱員補償條例》呈報由工作意外引致死亡或失去工作能力連續 3 天以上的受傷個案（包括工業意外個案）。

工業意外 是指在《工廠及工業經營條例》所界定的工業經營內發生的受傷或死亡意外，而這些意外是因工業活動而引致的。

由 1998 年 1 月 1 日開始，勞工處採用個案發生日期替代個案呈報日期作為編算工作傷亡統計數據的基礎，以便更準確地反映所述時段內發生的工傷個案。

職業病 是指《職業安全及健康條例》（第 509 章）附表 2 所涵蓋的須予呈報的職業病及在工地意外吸入有害氣體所引致的疾病。

每一千名僱員計的職業傷亡率 的計算方法如下：

$$\frac{\text{職業傷亡數字}}{\text{所有經濟行業就業人數}} \times 1000$$

每一千名工人計的工業意外率 的計算方法如下：

$$\frac{\text{工業意外數字}}{\text{相關行業就業人數}} \times 1000$$

就業人數資料源自政府統計處發表的就業及空缺按季統計報告。



由於每個國家就編製統計數字所定呈報意外及職業病的法例要求、涵蓋的經濟界別及採納的勞動人口定義都不同，所以統計數字的資料成分或會因地而異。因此不同地區的意外及職業病統計數字，不一定能夠直接互作比較，必須小心詮釋。

如欲查詢有關以上意外統計詳情，請聯絡勞工處意外分析及資訊科

(電話號碼： 2815 0678 傳真號碼：2541 8537)

如欲查詢有關以上職業病統計詳情，請聯絡勞工處職業醫學科(健康推廣)

(電話號碼： 2852 4041 傳真號碼：2581 2049)

有關不安全工作地點及工序投訴，請致電勞工處意外分析及資訊科

(電話號碼： 2542 2172)

電子郵件: enquiry@labour.gov.hk

網址: <http://www.labour.gov.hk>



**Occupational Injuries in All Workplaces
in 2007
- analysed by Major Economic Activity -**

二零零七年所有工作地點之職業傷亡個案以主要經濟行業分析

Major Economic Activity 主要經濟行業		2006 二零零六年		2007 二零零七年	
Agriculture and Fishing	漁農業	162		176	
Mining and Quarrying	採礦及採石業	0		0	
Manufacturing	製造業	4 228	(21)	3 967	(21)
Electricity and Gas	電力及燃氣業	50		33	(1)
Construction	建造業	3 499	(20)	3 135	(37)
Wholesale & Retail Trades, Restaurants and Hotels	批發、零售、飲食及酒店業	14 665	(26)	13 916	(16)
Transport & related services, Storage and Communication	運輸及有關行業、倉庫及通訊業	5 491	(29)	5 023	(26)
Financing, Insurance, Real Estate and Business Services (including Import & Export Trade)	金融、保險、地產及商用服務業（ 包括進出口貿易業）	5 911	(55)	5 772	(46)
Community, Social & Personal Services	社區、社會及個人服務業	12 921	(36)	11 953	(25)
Activities not adequately defined	未能介定之行業	10		4	
TOTAL	總數	46 937	(187)	43 979	(172)

Notes:

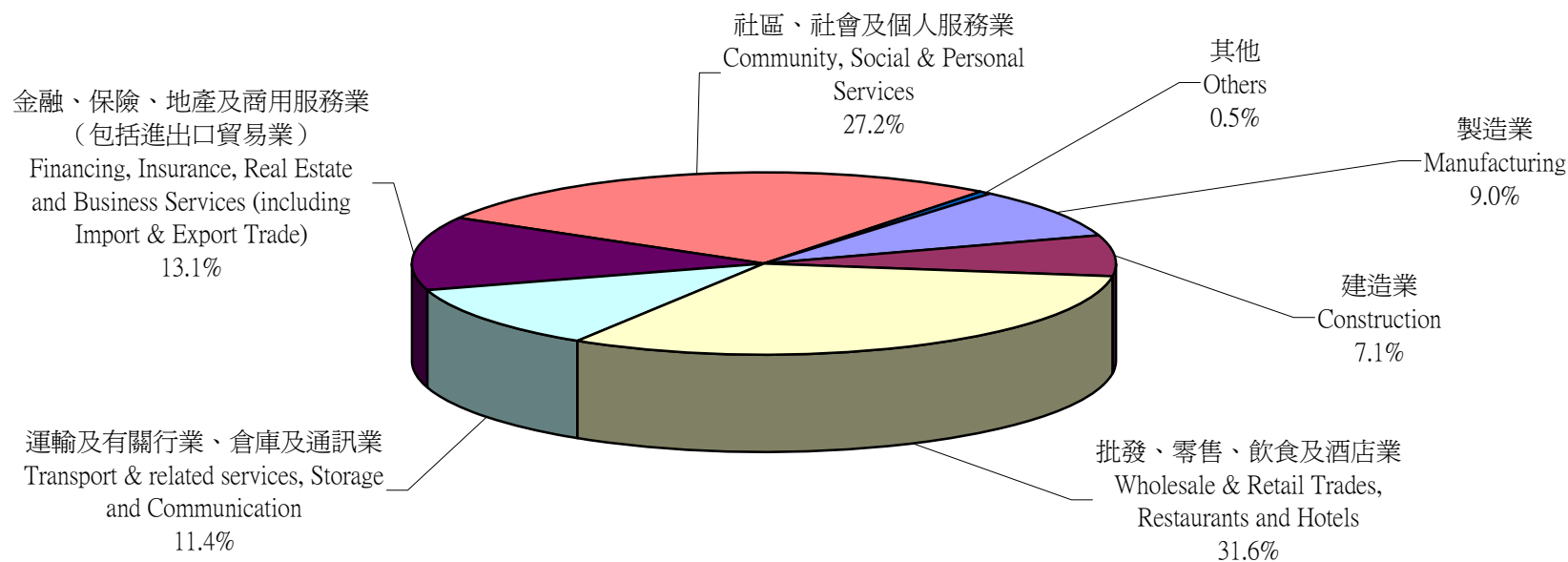
- Occupational injuries (including industrial accidents) are injury cases arising from work accidents, resulting in death or incapacity for work of over three consecutive days, and reported under the Employees' Compensation Ordinance. Since 1.1.1998, Labour Department has used the date of occurrence of an injury as the basis for computing work injury statistics instead of the date of reporting in order to reflect more accurately the number of work injuries occurring in the year.
- Figures in brackets denote the number of fatalities.
- The above injury figures are recorded as at 31 March 2008.

註釋:

- 職業傷亡個案是指根據《僱員補償條例》呈報由工作意外引致死亡或失去工作能力連續3天以上的受傷個案（包括工業意外個案）。由1998年1月1日開始，勞工處採用個案發生日期替代個案呈報日期作為編算工作傷亡統計數據的基礎，以便更準確地反映所述時段內發生的工傷個案。
- 括號內的數字顯示死亡人數。
- 上列傷亡數字為截至2008年3月31日所紀錄的數字。



二零零七年所有工作地點之職業傷亡個案以主要經濟行業分析 Occupational Injuries in All Workplaces in 2007 - analysed by Major Economic Activity





**Occupational Injuries in All Workplaces
in 2007**
- analysed by Type of Accident -
二零零七年所有工作地點之職業傷亡個案以意外類別分析

Type of Accident 意外類別		2006 二零零六年		2007 二零零七年	
Trapped in or between objects	受困於物件之內或物件之間	1 183	(2)	974	(3)
Injured whilst lifting or carrying	提舉或搬運物件時受傷	9 337		9 074	
Slip, trip or fall on same level	滑倒、絆倒或在同一高度跌倒	10 711	(2)	9 836	(1)
Fall of person from height	人體從高處墮下	1 673	(21)	1 585	(20)
Striking against fixed or stationary object	與固定或不動的物件碰撞	4 001	(1)	3 817	
Striking against or struck by moving object	被移動物件或與移動物件碰撞	4 787	(5)	4 374	(4)
Stepping on object	踏在物件上	283		335	
Exposure to or contact with harmful substance	暴露於有害物質中或接觸有害物質	357		369	
Contact with electricity or electric discharge	觸電或接觸放出的電流	37	(1)	30	(2)
Trapped by collapsing or overturning object	受困於倒塌或翻側的物件	42	(4)	21	(3)
Struck by falling object	遭墮下的物件撞擊	842	(2)	645	(5)
Struck by moving vehicle	遭移動中的車輛撞倒	2 394	(35)	2 446	(29)
Contact with moving machinery or object being machined	觸及開動中的機器或觸及以機器製造中的物件	1 021		955	
Drowning	遇溺	5	(5)	7	(7)
Exposure to fire	火警燒傷	53	(2)	53	(2)
Exposure to explosion	爆炸受傷	15		10	
Injured by hand tool	被手工具所傷	4 417		3 996	
Injured by fall of ground	泥土傾瀉受傷	0		1	
Asphyxiation	窒息	7	(5)	3	(3)
Contact with hot surface or substance	觸及灼熱表面或物質	2 983		2 894	
Injured by animal	被動物所傷	509		489	
Injured in workplace violence	於工作場所暴力事件中受傷	1 088	(4)	1 005	
Others	其他類別	1 192	(98)	1 060	(93)
TOTAL	總 數	46 937	(187)	43 979	(172)

Notes:

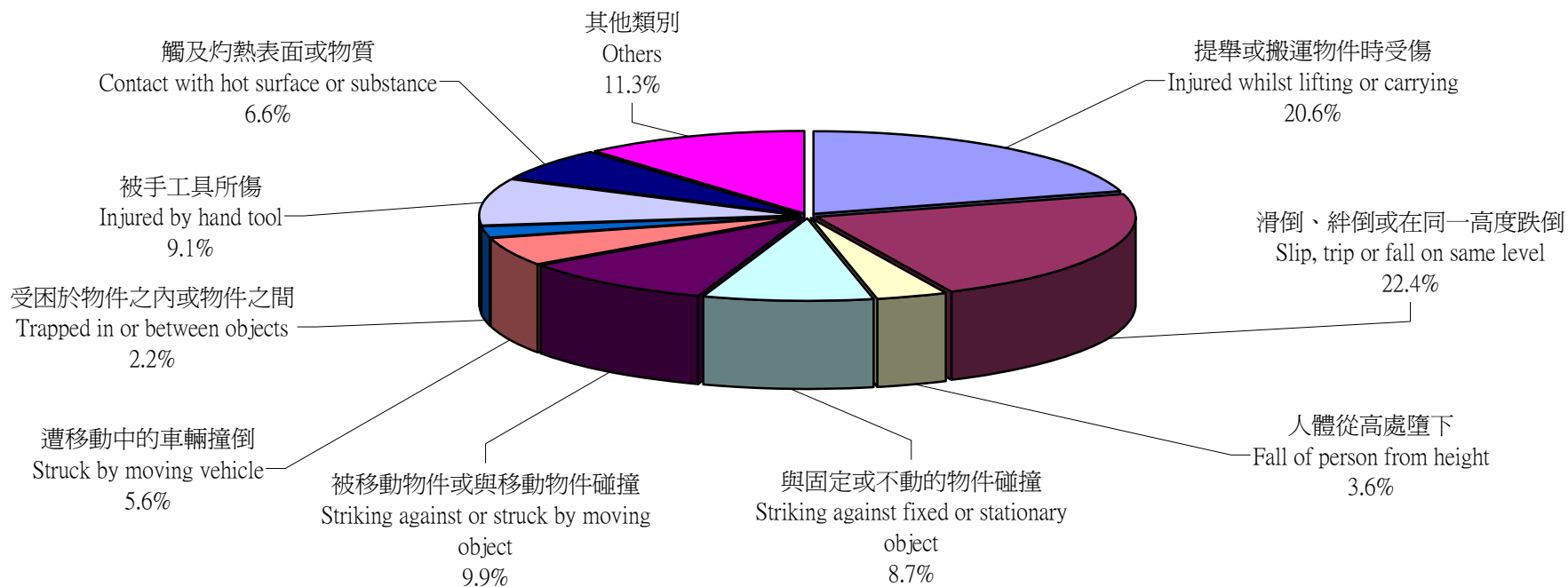
- Occupational injuries (including industrial accidents) are injury cases arising from work accidents, resulting in death or incapacity for work of over three consecutive days, and reported under the Employees' Compensation Ordinance. Since 1.1.1998, Labour Department has used the date of occurrence of an injury as the basis for computing work injury statistics instead of the date of reporting in order to reflect more accurately the number of work injuries occurring in the year.
- Figures in brackets denote the number of fatalities.
- The above injury figures are recorded as at 31 March 2008.

註釋:

- 職業傷亡個案是指根據《僱員補償條例》呈報由工作意外引致死亡或失去工作能力連續3天以上的受傷個案(包括工業意外個案)。由1998年1月1日開始,勞工處採用個案發生日期替代個案呈報日期作為編算工作傷亡統計數據的基礎,以便更準確地反映所述時段內發生的工傷個案。
- 括號內的數字顯示死亡人數。
- 上列傷亡數字為截至2008年3月31日所紀錄的數字。



二零零七年所有工作地點之職業傷亡個案以意外類別分析 **Occupational Injuries in All Workplaces in 2007 - analysed by Type of Accident**



- | | |
|---|---|
| Injured whilst lifting or carrying 提舉或搬運物件時受傷 | Slip, trip or fall on same level 滑倒、絆倒或在同一高度跌倒 |
| Fall of person from height 人體從高處墮下 | Striking against fixed or stationary object 與固定或不動的物件碰撞 |
| Striking against or struck by moving object 被移動物件或與移動物件碰撞 | Struck by moving vehicle 遭移動中的車輛撞倒 |
| Trapped in or between objects 受困於物件之內或物件之間 | Injured by hand tool 被手工具所傷 |
| Contact with hot surface or substance 觸及灼熱表面或物質 | Others 其他類別 |



**Occupational Injuries in Manufacturing Industry
in 2007**
- analysed by Type of Accident -

二零零七年製造業之職業傷亡個案以意外類別分析

Type of Accident 意外類別		2006 二零零六年	2007 二零零七年
Trapped in or between objects	受困於物件之內或物件之間	133	92 (1)
Injured whilst lifting or carrying	提舉或搬運物件時受傷	940	860
Slip, trip or fall on same level	滑倒、絆倒或在同一高度跌倒	769	703
Fall of person from height	人體從高處墮下	99 (1)	101 (2)
Striking against fixed or stationary object	與固定或不動的物件碰撞	439	377
Striking against or struck by moving object	被移動物件或與移動物件碰撞	491 (1)	409 (1)
Stepping on object	踏在物件上	29	38
Exposure to or contact with harmful substance	暴露於有害物質中或接觸有害物質	42	34
Contact with electricity or electric discharge	觸電或接觸放出的電流	4	3 (1)
Trapped by collapsing or overturning object	受困於倒塌或翻側的物件	6 (2)	1
Struck by falling object	遭墮下的物件撞擊	70 (1)	77
Struck by moving vehicle	遭移動中的車輛撞倒	323 (5)	415 (3)
Contact with moving machinery or object being machined	觸及開動中的機器或觸及以機器製造中的物件	377	337
Drowning	遇溺	2 (2)	1 (1)
Exposure to fire	火警燒傷	5 (1)	5
Exposure to explosion	爆炸受傷	1	1
Injured by hand tool	被手工具所傷	235	268
Injured by fall of ground	泥土傾瀉受傷	0	0
Asphyxiation	窒息	0	2 (2)
Contact with hot surface or substance	觸及灼熱表面或物質	133	140
Injured by animal	被動物所傷	8	8
Injured in workplace violence	於工作場所暴力事件中受傷	28	23
Others	其他類別	94 (8)	72 (10)
TOTAL	總 數	4 228 (21)	3 967 (21)

Notes:

- Occupational injuries (including industrial accidents) are injury cases arising from work accidents, resulting in death or incapacity for work of over three consecutive days, and reported under the Employees' Compensation Ordinance. Since 1.1.1998, Labour Department has used the date of occurrence of an injury as the basis for computing work injury statistics instead of the date of reporting in order to reflect more accurately the number of work injuries occurring in the year.
- Figures in brackets denote the number of fatalities.
- The above injury figures are recorded as at 31 March 2008.

註釋:

- 職業傷亡個案是指根據《僱員補償條例》呈報由工作意外引致死亡或失去工作能力連續3天以上的受傷個案(包括工業意外個案)。由1998年1月1日開始,勞工處採用個案發生日期替代個案呈報日期作為編算工作傷亡統計數據的基礎,以便更準確地反映所述時段內發生的工傷個案。
- 括號內的數字顯示死亡人數。
- 上列傷亡數字為截至2008年3月31日所紀錄的數字。



**Occupational Injuries in Construction Industry
in 2007
- analysed by Type of Accident -**

二零零七年建造業之職業傷亡個案以意外類別分析

Type of Accident 意外類別		2006 二零零六年		2007 二零零七年	
Trapped in or between objects	受困於物件之內或物件之間	101	(1)	68	(2)
Injured whilst lifting or carrying	提舉或搬運物件時受傷	542		590	
Slip, trip or fall on same level	滑倒、絆倒或在同一高度跌倒	632		539	
Fall of person from height	人體從高處墮下	409	(10)	366	(10)
Striking against fixed or stationary object	與固定或不動的物件碰撞	387		324	
Striking against or struck by moving object	被移動物件或與移動物件碰撞	613	(1)	585	
Stepping on object	踏在物件上	38		33	
Exposure to or contact with harmful substance	暴露於有害物質中或接觸有害物質	20		20	
Contact with electricity or electric discharge	觸電或接觸放出的電流	14		10	(1)
Trapped by collapsing or overturning object	受困於倒塌或翻側的物件	5	(1)	13	(2)
Struck by falling object	遭墮下的物件撞擊	132	(1)	114	(3)
Struck by moving vehicle	遭移動中的車輛撞倒	40		33	(1)
Contact with moving machinery or object being machined	觸及開動中的機器或觸及以機器製造中的物件	236		198	
Drowning	遇溺	0		1	(1)
Exposure to fire	火警燒傷	16		12	
Exposure to explosion	爆炸受傷	3		2	
Injured by hand tool	被手工具所傷	228		155	
Injured by fall of ground	泥土傾瀉受傷	0		1	
Asphyxiation	窒息	3	(3)	0	
Contact with hot surface or substance	觸及灼熱表面或物質	22		18	
Injured by animal	被動物所傷	7		2	
Injured in workplace violence	於工作場所暴力事件中受傷	6		8	
Others	其他類別	45	(3)	43	(17)
TOTAL	總 數	3 499	(20)	3 135	(37)

Notes:

- Occupational injuries (including industrial accidents) are injury cases arising from work accidents, resulting in death or incapacity for work of over three consecutive days, and reported under the Employees' Compensation Ordinance. Since 1.1.1998, Labour Department has used the date of occurrence of an injury as the basis for computing work injury statistics instead of the date of reporting in order to reflect more accurately the number of work injuries occurring in the year.
- Figures in brackets denote the number of fatalities.
- The above injury figures are recorded as at 31 March 2008.

註釋:

註釋:

- 職業傷亡個案是指根據《僱員補償條例》呈報由工作意外引致死亡或失去工作能力連續3天以上的受傷個案(包括工業意外個案)。由1998年1月1日開始,勞工處採用個案發生日期替代個案呈報日期作為編算工作傷亡統計數據的基礎,以便更準確地反映所述時段內發生的工傷個案。
- 括號內的數字顯示死亡人數。
- 上列傷亡數字為截至2008年3月31日所紀錄的數字。



**Occupational Injuries in Catering Industry
in 2007
- analysed by Type of Accident -**

二零零七年飲食業之職業傷亡個案以意外類別分析

Type of Accident 意外類別		2006 二零零六年	2007 二零零七年
Trapped in or between objects	受困於物件之內或物件之間	139	105
Injured whilst lifting or carrying	提舉或搬運物件時受傷	1 227	1 230
Slip, trip or fall on same level	滑倒、絆倒或在同一高度跌倒	1 574	1 504
Fall of person from height	人體從高處墮下	56	50
Striking against fixed or stationary object	與固定或不動的物件碰撞	842	904
Striking against or struck by moving object	被移動物件或與移動物件碰撞	671	601
Stepping on object	踏在物件上	10	20
Exposure to or contact with harmful substance	暴露於有害物質中或接觸有害物質	70	68
Contact with electricity or electric discharge	觸電或接觸放出的電流	4	5
Trapped by collapsing or overturning object	受困於倒塌或翻側的物件	0	2
Struck by falling object	遭墮下的物件撞擊	46	38
Struck by moving vehicle	遭移動中的車輛撞倒	123	128 (2)
Contact with moving machinery or object being machined	觸及開動中的機器或觸及以機器製造中的物件	112	127
Drowning	遇溺	0	0
Exposure to fire	火警燒傷	16 (1)	18
Exposure to explosion	爆炸受傷	3	3
Injured by hand tool	被手工具所傷	2 442	2 232
Injured by fall of ground	泥土傾瀉受傷	0	0
Asphyxiation	窒息	0	0
Contact with hot surface or substance	觸及灼熱表面或物質	2 225	2 147
Injured by animal	被動物所傷	84	114
Injured in workplace violence	於工作場所暴力事件中受傷	44	33
Others	其他類別	87 (12)	60 (7)
TOTAL	總 數	9 775 (13)	9 389 (9)

Notes:

- Occupational injuries (including industrial accidents) are injury cases arising from work accidents, resulting in death or incapacity for work of over three consecutive days, and reported under the Employees' Compensation Ordinance. Since 1.1.1998, Labour Department has used the date of occurrence of an injury as the basis for computing work injury statistics instead of the date of reporting in order to reflect more accurately the number of work injuries occurring in the year.
- Figures in brackets denote the number of fatalities.
- The above injury figures are recorded as at 31 March 2008.

註釋:

註釋:

- 職業傷亡個案是指根據《僱員補償條例》呈報由工作意外引致死亡或失去工作能力連續3天以上的受傷個案（包括工業意外個案）。由1998年1月1日開始，勞工處採用個案發生日期替代個案呈報日期作為編算工作傷亡統計數據的基礎，以便更準確地反映所述時段內發生的工傷個案。
- 括號內的數字顯示死亡人數。
- 上列傷亡數字為截至2008年3月31日所紀錄的數字。



**Occupational Injuries in Wholesale Trade
in 2007
- analysed by Type of Accident -**

二零零七年批發業之職業傷亡個案以意外類別分析

Type of Accident 意外類別	2006 二零零六年	2007 二零零七年
Trapped in or between objects 受困於物件之內或物件之間	20	11
Injured whilst lifting or carrying 提舉或搬運物件時受傷	244	184
Slip, trip or fall on same level 滑倒、絆倒或在同一高度跌倒	157	120
Fall of person from height 人體從高處墮下	33	31
Striking against fixed or stationary object 與固定或不動的物件碰撞	52	36
Striking against or struck by moving object 被移動物件或與移動物件碰撞	83	63
Stepping on object 踏在物件上	8	4
Exposure to or contact with harmful substance 暴露於有害物質中或接觸有害物質	3	4
Contact with electricity or electric discharge 觸電或接觸放出的電流	0	0
Trapped by collapsing or overturning object 受困於倒塌或翻側的物件	1	1
Struck by falling object 遭墮下的物件撞擊	11	7
Struck by moving vehicle 遭移動中的車輛撞倒	93	69
Contact with moving machinery or object being machined 觸及開動中的機器或觸及以機器製造中的物件	25	15
Drowning 遇溺	0	0
Exposure to fire 火警燒傷	0	0
Exposure to explosion 爆炸受傷	0	0
Injured by hand tool 被手工具所傷	50	41
Injured by fall of ground 泥土傾瀉受傷	0	0
Asphyxiation 窒息	0	0
Contact with hot surface or substance 觸及灼熱表面或物質	3	1
Injured by animal 被動物所傷	16	6
Injured in workplace violence 於工作場所暴力事件中受傷	5	5
Others 其他類別	15	13
TOTAL 總數	819	611

Notes:

- Occupational injuries (including industrial accidents) are injury cases arising from work accidents, resulting in death or incapacity for work of over three consecutive days, and reported under the Employees' Compensation Ordinance. Since 1.1.1998, Labour Department has used the date of occurrence of an injury as the basis for computing work injury statistics instead of the date of reporting in order to reflect more accurately the number of work injuries occurring in the year.
- Figures in brackets denote the number of fatalities.
- The above injury figures are recorded as at 31 March 2008.

註釋:

註釋:

- 職業傷亡個案是指根據《僱員補償條例》呈報由工作意外引致死亡或失去工作能力連續3天以上的受傷個案(包括工業意外個案)。由1998年1月1日開始,勞工處採用個案發生日期替代個案呈報日期作為編算工作傷亡統計數據的基礎,以便更準確地反映所述時段內發生的工傷個案。
- 括號內的數字顯示死亡人數。
- 上列傷亡數字為截至2008年3月31日所紀錄的數字。



**Occupational Injuries in Retail Trade
in 2007
- analysed by Type of Accident -**

二零零七年零售業之職業傷亡個案以意外類別分析

Type of Accident 意外類別	2006 二零零六年	2007 二零零七年
Trapped in or between objects 受困於物件之內或物件之間	58	44
Injured whilst lifting or carrying 提舉或搬運物件時受傷	788	783
Slip, trip or fall on same level 滑倒、絆倒或在同一高度跌倒	557	480
Fall of person from height 人體從高處墮下	171	167
Striking against fixed or stationary object 與固定或不動的物件碰撞	241	221
Striking against or struck by moving object 被移動物件或與移動物件碰撞	301	256
Stepping on object 踏在物件上	9	25
Exposure to or contact with harmful substance 暴露於有害物質中或接觸有害物質	7	10
Contact with electricity or electric discharge 觸電或接觸放出的電流	3	2
Trapped by collapsing or overturning object 受困於倒塌或翻側的物件	5	0
Struck by falling object 遭墮下的物件撞擊	67	58
Struck by moving vehicle 遭移動中的車輛撞倒	126	142 (1)
Contact with moving machinery or object being machined 觸及開動中的機器或觸及以機器製造中的物件	58	64
Drowning 遇溺	0	0
Exposure to fire 火警燒傷	1	0
Exposure to explosion 爆炸受傷	0	0
Injured by hand tool 被手工具所傷	378	305
Injured by fall of ground 泥土傾瀉受傷	0	0
Asphyxiation 窒息	0	0
Contact with hot surface or substance 觸及灼熱表面或物質	39	39
Injured by animal 被動物所傷	29	36
Injured in workplace violence 於工作場所暴力事件中受傷	28	31
Others 其他類別	63 (6)	40 (4)
TOTAL 總 數	2 929 (6)	2 703 (5)

Notes:

- Occupational injuries (including industrial accidents) are injury cases arising from work accidents, resulting in death or incapacity for work of over three consecutive days, and reported under the Employees' Compensation Ordinance. Since 1.1.1998, Labour Department has used the date of occurrence of an injury as the basis for computing work injury statistics instead of the date of reporting in order to reflect more accurately the number of work injuries occurring in the year.
- Figures in brackets denote the number of fatalities.
- The above injury figures are recorded as at 31 March 2008.

註釋:

註釋:

- 職業傷亡個案是指根據《僱員補償條例》呈報由工作意外引致死亡或失去工作能力連續3天以上的受傷個案（包括工業意外個案）。由1998年1月1日開始，勞工處採用個案發生日期替代個案呈報日期作為編算工作傷亡統計數據的基礎，以便更準確地反映所述時段內發生的工傷個案。
- 括號內的數字顯示死亡人數。
- 上列傷亡數字為截至2008年3月31日所紀錄的數字。



Occupational Injuries in Hotels and Boarding Houses
in 2007
- analysed by Type of Accident -

二零零七年酒店及旅舍業之職業傷亡個案以意外類別分析

Type of Accident 意外類別	2006 二零零六年	2007 二零零七年
Trapped in or between objects 受困於物件之內或物件之間	36	38
Injured whilst lifting or carrying 提舉或搬運物件時受傷	206	240
Slip, trip or fall on same level 滑倒、絆倒或在同一高度跌倒	255	266
Fall of person from height 人體從高處墮下	27	27
Striking against fixed or stationary object 與固定或不動的物件碰撞	142	156
Striking against or struck by moving object 被移動物件或與移動物件碰撞	151	152
Stepping on object 踏在物件上	3	10
Exposure to or contact with harmful substance 暴露於有害物質中或接觸有害物質	15	11
Contact with electricity or electric discharge 觸電或接觸放出的電流	0	0
Trapped by collapsing or overturning object 受困於倒塌或翻側的物件	0	0
Struck by falling object 遭墮下的物件撞擊	7	6
Struck by moving vehicle 遭移動中的車輛撞倒	21	28
Contact with moving machinery or object being machined 觸及開動中的機器或觸及以機器製造中的物件	14	15
Drowning 遇溺	0	0
Exposure to fire 火警燒傷	1	0
Exposure to explosion 爆炸受傷	0	0
Injured by hand tool 被手工具所傷	158	162
Injured by fall of ground 泥土傾瀉受傷	0	0
Asphyxiation 窒息	0	0
Contact with hot surface or substance 觸及灼熱表面或物質	90	86
Injured by animal 被動物所傷	2	5
Injured in workplace violence 於工作場所暴力事件中受傷	6	4
Others 其他類別	8	7
TOTAL 總數	1 142	1 213

Notes:

- Occupational injuries (including industrial accidents) are injury cases arising from work accidents, resulting in death or incapacity for work of over three consecutive days, and reported under the Employees' Compensation Ordinance. Since 1.1.1998, Labour Department has used the date of occurrence of an injury as the basis for computing work injury statistics instead of the date of reporting in order to reflect more accurately the number of work injuries occurring in the year.
- Figures in brackets denote the number of fatalities.
- The above injury figures are recorded as at 31 March 2008.

註釋:

註釋:

- 職業傷亡個案是指根據《僱員補償條例》呈報由工作意外引致死亡或失去工作能力連續3天以上的受傷個案(包括工業意外個案)。由1998年1月1日開始,勞工處採用個案發生日期替代個案呈報日期作為編算工作傷亡統計數據的基礎,以便更準確地反映所述時段內發生的工傷個案。
- 括號內的數字顯示死亡人數。
- 上列傷亡數字為截至2008年3月31日所紀錄的數字。



Occupational Injuries in Transport & Related Services
in 2007
- analysed by Type of Accident -

二零零七年運輸及有關行業之職業傷亡個案以意外類別分析

Type of Accident 意外類別	2006 二零零六年	2007 二零零七年
Trapped in or between objects 受困於物件之內或物件之間	173 (1)	132
Injured whilst lifting or carrying 提舉或搬運物件時受傷	1 268	1 277
Slip, trip or fall on same level 滑倒、絆倒或在同一高度跌倒	1 196 (1)	1 054
Fall of person from height 人體從高處墮下	250 (3)	239 (2)
Striking against fixed or stationary object 與固定或不動的物件碰撞	426	393
Striking against or struck by moving object 被移動物件或與移動物件碰撞	577 (1)	563 (2)
Stepping on object 踏在物件上	47	48
Exposure to or contact with harmful substance 暴露於有害物質中或接觸有害物質	7	6
Contact with electricity or electric discharge 觸電或接觸放出的電流	1	2
Trapped by collapsing or overturning object 受困於倒塌或翻側的物件	6	2 (1)
Struck by falling object 遭墮下的物件撞擊	198	114 (1)
Struck by moving vehicle 遭移動中的車輛撞倒	576 (5)	583 (9)
Contact with moving machinery or object being machined 觸及開動中的機器或觸及以機器製造中的物件	27	29
Drowning 遇溺	1 (1)	0
Exposure to fire 火警燒傷	2	3
Exposure to explosion 爆炸受傷	1	0
Injured by hand tool 被手工具所傷	71	51
Injured by fall of ground 泥土傾瀉受傷	0	0
Asphyxiation 窒息	3 (1)	1 (1)
Contact with hot surface or substance 觸及灼熱表面或物質	76	64
Injured by animal 被動物所傷	15	9
Injured in workplace violence 於工作場所暴力事件中受傷	72	58
Others 其他類別	141 (12)	109 (8)
TOTAL 總數	5 134 (25)	4 737 (24)

Notes:

- Occupational injuries (including industrial accidents) are injury cases arising from work accidents, resulting in death or incapacity for work of over three consecutive days, and reported under the Employees' Compensation Ordinance. Since 1.1.1998, Labour Department has used the date of occurrence of an injury as the basis for computing work injury statistics instead of the date of reporting in order to reflect more accurately the number of work injuries occurring in the year.
- Figures in brackets denote the number of fatalities.
- The above injury figures are recorded as at 31 March 2008.

註釋:

註釋:

- 職業傷亡個案是指根據《僱員補償條例》呈報由工作意外引致死亡或失去工作能力連續3天以上的受傷個案(包括工業意外個案)。由1998年1月1日開始,勞工處採用個案發生日期替代個案呈報日期作為編算工作傷亡統計數據的基礎,以便更準確地反映所述時段內發生的工傷個案。
- 括號內的數字顯示死亡人數。
- 上列傷亡數字為截至2008年3月31日所紀錄的數字。



Occupational Injuries in Financial Institutions
in 2007
- analysed by Type of Accident -

二零零七年金融機構之職業傷亡個案以意外類別分析

Type of Accident 意外類別	2006 二零零六年	2007 二零零七年
Trapped in or between objects 受困於物件之內或物件之間	7	11
Injured whilst lifting or carrying 提舉或搬運物件時受傷	35	35
Slip, trip or fall on same level 滑倒、絆倒或在同一高度跌倒	85	83
Fall of person from height 人體從高處墮下	5	6
Striking against fixed or stationary object 與固定或不動的物件碰撞	14	21
Striking against or struck by moving object 被移動物件或與移動物件碰撞	19	23
Stepping on object 踏在物件上	0	1
Exposure to or contact with harmful substance 暴露於有害物質中或接觸有害物質	2	0
Contact with electricity or electric discharge 觸電或接觸放出的電流	0	0
Trapped by collapsing or overturning object 受困於倒塌或翻側的物件	0	0
Struck by falling object 遭墮下的物件撞擊	2	4
Struck by moving vehicle 遭移動中的車輛撞倒	14	13
Contact with moving machinery or object being machined 觸及開動中的機器或觸及以機器製造中的物件	1	1
Drowning 遇溺	0	0
Exposure to fire 火警燒傷	0	0
Exposure to explosion 爆炸受傷	0	0
Injured by hand tool 被手工具所傷	2	4
Injured by fall of ground 泥土傾瀉受傷	0	0
Asphyxiation 窒息	0	0
Contact with hot surface or substance 觸及灼熱表面或物質	2	2
Injured by animal 被動物所傷	1	0
Injured in workplace violence 於工作場所暴力事件中受傷	6	0
Others 其他類別	12 (1)	20 (3)
TOTAL 總數	207 (1)	224 (3)

Notes:

- Occupational injuries (including industrial accidents) are injury cases arising from work accidents, resulting in death or incapacity for work of over three consecutive days, and reported under the Employees' Compensation Ordinance. Since 1.1.1998, Labour Department has used the date of occurrence of an injury as the basis for computing work injury statistics instead of the date of reporting in order to reflect more accurately the number of work injuries occurring in the year.
- Figures in brackets denote the number of fatalities.
- The above injury figures are recorded as at 31 March 2008.

註釋:

註釋:

- 職業傷亡個案是指根據《僱員補償條例》呈報由工作意外引致死亡或失去工作能力連續3天以上的受傷個案（包括工業意外個案）。由1998年1月1日開始，勞工處採用個案發生日期替代個案呈報日期作為編算工作傷亡統計數據的基礎，以便更準確地反映所述時段內發生的工傷個案。
- 括號內的數字顯示死亡人數。
- 上列傷亡數字為截至2008年3月31日所紀錄的數字。



**Occupational Injuries in Business Services (including Import & Export Trade)
in 2007
- analysed by Type of Accident -**

二零零七年商用服務業(包括進出口貿易業)之職業傷亡個案以意外類別分析

Type of Accident 意外類別		2006 二零零六年	2007 二零零七年
Trapped in or between objects	受困於物件之內或物件之間	164	150
Injured whilst lifting or carrying	提舉或搬運物件時受傷	1 022	980
Slip, trip or fall on same level	滑倒、絆倒或在同一高度跌倒	1 854	1 842 (1)
Fall of person from height	人體從高處墮下	202 (1)	217 (3)
Striking against fixed or stationary object	與固定或不動的物件碰撞	433	422
Striking against or struck by moving object	被移動物件或與移動物件碰撞	564 (1)	571 (1)
Stepping on object	踏在物件上	34	48
Exposure to or contact with harmful substance	暴露於有害物質中或接觸有害物質	31	37
Contact with electricity or electric discharge	觸電或接觸放出的電流	7 (1)	2
Trapped by collapsing or overturning object	受困於倒塌或翻側的物件	11 (1)	2
Struck by falling object	遭墮下的物件撞擊	120	75
Struck by moving vehicle	遭移動中的車輛撞倒	434 (12)	432 (9)
Contact with moving machinery or object being machined	觸及開動中的機器或觸及以機器製造中的物件	61	73
Drowning	遇溺	0	3 (3)
Exposure to fire	火警燒傷	3	3 (1)
Exposure to explosion	爆炸受傷	1	0
Injured by hand tool	被手工具所傷	169	161
Injured by fall of ground	泥土傾瀉受傷	0	0
Asphyxiation	窒息	1 (1)	0
Contact with hot surface or substance	觸及灼熱表面或物質	52	59
Injured by animal	被動物所傷	46	51
Injured in workplace violence	於工作場所暴力事件中受傷	165 (2)	155
Others	其他類別	194 (35)	160 (24)
TOTAL	總 數	5 568 (54)	5 443 (42)

Notes:

- Occupational injuries (including industrial accidents) are injury cases arising from work accidents, resulting in death or incapacity for work of over three consecutive days, and reported under the Employees' Compensation Ordinance. Since 1.1.1998, Labour Department has used the date of occurrence of an injury as the basis for computing work injury statistics instead of the date of reporting in order to reflect more accurately the number of work injuries occurring in the year.
- Figures in brackets denote the number of fatalities.
- The above injury figures are recorded as at 31 March 2008.

註釋:

註釋:

- 職業傷亡個案是指根據《僱員補償條例》呈報由工作意外引致死亡或失去工作能力連續3天以上的受傷個案(包括工業意外個案)。由1998年1月1日開始,勞工處採用個案發生日期替代個案呈報日期作為編算工作傷亡統計數據的基礎,以便更準確地反映所述時段內發生的工傷個案。
- 括號內的數字顯示死亡人數。
- 上列傷亡數字為截至2008年3月31日所紀錄的數字。



Occupational Injuries in Education Services
in 2007
- analysed by Type of Accident -

二零零七年教育服務業之職業傷亡個案以意外類別分析

Type of Accident 意外類別	2006 二零零六年	2007 二零零七年
Trapped in or between objects 受困於物件之內或物件之間	24	26
Injured whilst lifting or carrying 提舉或搬運物件時受傷	255	272
Slip, trip or fall on same level 滑倒、絆倒或在同一高度跌倒	447	414
Fall of person from height 人體從高處墮下	64 (1)	52
Striking against fixed or stationary object 與固定或不動的物件碰撞	77	83
Striking against or struck by moving object 被移動物件或與移動物件碰撞	138	110
Stepping on object 踏在物件上	6	9
Exposure to or contact with harmful substance 暴露於有害物質中或接觸有害物質	18	6
Contact with electricity or electric discharge 觸電或接觸放出的電流	1	0
Trapped by collapsing or overturning object 受困於倒塌或翻側的物件	3	0
Struck by falling object 遭墮下的物件撞擊	28	18
Struck by moving vehicle 遭移動中的車輛撞倒	24 (1)	24
Contact with moving machinery or object being machined 觸及開動中的機器或觸及以機器製造中的物件	10	10
Drowning 遇溺	0	0
Exposure to fire 火警燒傷	0	1
Exposure to explosion 爆炸受傷	0	0
Injured by hand tool 被手工具所傷	35	41
Injured by fall of ground 泥土傾瀉受傷	0	0
Asphyxiation 窒息	0	0
Contact with hot surface or substance 觸及灼熱表面或物質	22	15
Injured by animal 被動物所傷	7	10
Injured in workplace violence 於工作場所暴力事件中受傷	34	33
Others 其他類別	84 (4)	73 (1)
TOTAL 總數	1 277 (6)	1 197 (1)

Notes:

- Occupational injuries (including industrial accidents) are injury cases arising from work accidents, resulting in death or incapacity for work of over three consecutive days, and reported under the Employees' Compensation Ordinance. Since 1.1.1998, Labour Department has used the date of occurrence of an injury as the basis for computing work injury statistics instead of the date of reporting in order to reflect more accurately the number of work injuries occurring in the year.
- Figures in brackets denote the number of fatalities.
- The above injury figures are recorded as at 31 March 2008.

註釋:

註釋:

- 職業傷亡個案是指根據《僱員補償條例》呈報由工作意外引致死亡或失去工作能力連續3天以上的受傷個案（包括工業意外個案）。由1998年1月1日開始，勞工處採用個案發生日期替代個案呈報日期作為編算工作傷亡統計數據的基礎，以便更準確地反映所述時段內發生的工傷個案。
- 括號內的數字顯示死亡人數。
- 上列傷亡數字為截至2008年3月31日所紀錄的數字。



**Occupational Injuries in Medical, Dental & Other Health Services
in 2007
- analysed by Type of Accident -**

二零零七年醫療、牙科及其他保健服務業之職業傷亡個案以意外類別分析

Type of Accident 意外類別	2006 二零零六年	2007 二零零七年
Trapped in or between objects 受困於物件之內或物件之間	46	39
Injured whilst lifting or carrying 提舉或搬運物件時受傷	647	618
Slip, trip or fall on same level 滑倒、絆倒或在同一高度跌倒	376	362
Fall of person from height 人體從高處墮下	25	18
Striking against fixed or stationary object 與固定或不動的物件碰撞	154	132
Striking against or struck by moving object 被移動物件或與移動物件碰撞	219	155
Stepping on object 踏在物件上	12	15
Exposure to or contact with harmful substance 暴露於有害物質中或接觸有害物質	23	33
Contact with electricity or electric discharge 觸電或接觸放出的電流	0	1
Trapped by collapsing or overturning object 受困於倒塌或翻側的物件	0	0
Struck by falling object 遭墮下的物件撞擊	20	13
Struck by moving vehicle 遭移動中的車輛撞倒	55	55 (1)
Contact with moving machinery or object being machined 觸及開動中的機器或觸及以機器製造中的物件	12	8
Drowning 遇溺	0	0
Exposure to fire 火警燒傷	0	0
Exposure to explosion 爆炸受傷	0	0
Injured by hand tool 被手工具所傷	241	201
Injured by fall of ground 泥土傾瀉受傷	0	0
Asphyxiation 窒息	0	0
Contact with hot surface or substance 觸及灼熱表面或物質	58	53
Injured by animal 被動物所傷	19	14
Injured in workplace violence 於工作場所暴力事件中受傷	271	238
Others 其他類別	63	76
TOTAL 總數	2 241	2 031 (1)

Notes:

- Occupational injuries (including industrial accidents) are injury cases arising from work accidents, resulting in death or incapacity for work of over three consecutive days, and reported under the Employees' Compensation Ordinance. Since 1.1.1998, Labour Department has used the date of occurrence of an injury as the basis for computing work injury statistics instead of the date of reporting in order to reflect more accurately the number of work injuries occurring in the year.
- Figures in brackets denote the number of fatalities.
- The above injury figures are recorded as at 31 March 2008.

註釋:

註釋:

- 職業傷亡個案是指根據《僱員補償條例》呈報由工作意外引致死亡或失去工作能力連續3天以上的受傷個案（包括工業意外個案）。由1998年1月1日開始，勞工處採用個案發生日期替代個案呈報日期作為編算工作傷亡統計數據的基礎，以便更準確地反映所述時段內發生的工傷個案。
- 括號內的數字顯示死亡人數。
- 上列傷亡數字為截至2008年3月31日所紀錄的數字。



Occupational Injuries in Welfare Institutions
in 2007
- analysed by Type of Accident -

二零零七年福利機構之職業傷亡個案以意外類別分析

Type of Accident 意外類別	2006 二零零六年	2007 二零零七年
Trapped in or between objects 受困於物件之內或物件之間	39	42
Injured whilst lifting or carrying 提舉或搬運物件時受傷	478	497
Slip, trip or fall on same level 滑倒、絆倒或在同一高度跌倒	359	324
Fall of person from height 人體從高處墮下	42	33
Striking against fixed or stationary object 與固定或不動的物件碰撞	81	106
Striking against or struck by moving object 被移動物件或與移動物件碰撞	95	121
Stepping on object 踏在物件上	7	8
Exposure to or contact with harmful substance 暴露於有害物質中或接觸有害物質	6	22
Contact with electricity or electric discharge 觸電或接觸放出的電流	0	0
Trapped by collapsing or overturning object 受困於倒塌或翻側的物件	0	0
Struck by falling object 遭墮下的物件撞擊	14	12
Struck by moving vehicle 遭移動中的車輛撞倒	30	33
Contact with moving machinery or object being machined 觸及開動中的機器或觸及以機器製造中的物件	5	4
Drowning 遇溺	0	0
Exposure to fire 火警燒傷	0	0
Exposure to explosion 爆炸受傷	0	0
Injured by hand tool 被手工具所傷	69	83
Injured by fall of ground 泥土傾瀉受傷	0	0
Asphyxiation 窒息	0	0
Contact with hot surface or substance 觸及灼熱表面或物質	74	65
Injured by animal 被動物所傷	9	7
Injured in workplace violence 於工作場所暴力事件中受傷	110	152
Others 其他類別	87 (2)	85
TOTAL 總數	1 505 (2)	1 594

Notes:

- Occupational injuries (including industrial accidents) are injury cases arising from work accidents, resulting in death or incapacity for work of over three consecutive days, and reported under the Employees' Compensation Ordinance. Since 1.1.1998, Labour Department has used the date of occurrence of an injury as the basis for computing work injury statistics instead of the date of reporting in order to reflect more accurately the number of work injuries occurring in the year.
- Figures in brackets denote the number of fatalities.
- The above injury figures are recorded as at 31 March 2008.

註釋:

註釋:

- 職業傷亡個案是指根據《僱員補償條例》呈報由工作意外引致死亡或失去工作能力連續3天以上的受傷個案（包括工業意外個案）。由1998年1月1日開始，勞工處採用個案發生日期替代個案呈報日期作為編算工作傷亡統計數據的基礎，以便更準確地反映所述時段內發生的工傷個案。
- 括號內的數字顯示死亡人數。
- 上列傷亡數字為截至2008年3月31日所紀錄的數字。



Occupational Injuries in Sanitary and Similar Services
in 2007
- analysed by Type of Accident -

二零零七年清潔及同類服務業之職業傷亡個案以意外類別分析

Type of Accident 意外類別	2006 二零零六年	2007 二零零七年
Trapped in or between objects 受困於物件之內或物件之間	125	108
Injured whilst lifting or carrying 提舉或搬運物件時受傷	450	480
Slip, trip or fall on same level 滑倒、絆倒或在同一高度跌倒	806 (1)	725
Fall of person from height 人體從高處墮下	61 (1)	63
Striking against fixed or stationary object 與固定或不動的物件碰撞	256	219
Striking against or struck by moving object 被移動物件或與移動物件碰撞	294	244
Stepping on object 踏在物件上	17	14
Exposure to or contact with harmful substance 暴露於有害物質中或接觸有害物質	75	85
Contact with electricity or electric discharge 觸電或接觸放出的電流	0	1
Trapped by collapsing or overturning object 受困於倒塌或翻側的物件	1	0
Struck by falling object 遭墮下的物件撞擊	31	25
Struck by moving vehicle 遭移動中的車輛撞倒	100 (6)	82 (1)
Contact with moving machinery or object being machined 觸及開動中的機器或觸及以機器製造中的物件	12	14
Drowning 遇溺	0	0
Exposure to fire 火警燒傷	1	0
Exposure to explosion 爆炸受傷	1	0
Injured by hand tool 被手工具所傷	29	29
Injured by fall of ground 泥土傾瀉受傷	0	0
Asphyxiation 窒息	0	0
Contact with hot surface or substance 觸及灼熱表面或物質	16	28
Injured by animal 被動物所傷	32	26
Injured in workplace violence 於工作場所暴力事件中受傷	17	11
Others 其他類別	42 (4)	40 (5)
TOTAL 總數	2 366 (12)	2 194 (6)

Notes:

- Occupational injuries (including industrial accidents) are injury cases arising from work accidents, resulting in death or incapacity for work of over three consecutive days, and reported under the Employees' Compensation Ordinance. Since 1.1.1998, Labour Department has used the date of occurrence of an injury as the basis for computing work injury statistics instead of the date of reporting in order to reflect more accurately the number of work injuries occurring in the year.
- Figures in brackets denote the number of fatalities.
- The above injury figures are recorded as at 31 March 2008.

註釋:

註釋:

- 職業傷亡個案是指根據《僱員補償條例》呈報由工作意外引致死亡或失去工作能力連續3天以上的受傷個案(包括工業意外個案)。由1998年1月1日開始,勞工處採用個案發生日期替代個案呈報日期作為編算工作傷亡統計數據的基礎,以便更準確地反映所述時段內發生的工傷個案。
- 括號內的數字顯示死亡人數。
- 上列傷亡數字為截至2008年3月31日所紀錄的數字。



**Industrial Accidents in All Industrial Undertakings
in 2007
- analysed by Industry -**

二零零七年所有工業經營之工業意外個案以行業分析

Industries 行 業	2006 二零零六年	2007 二零零七年
I. Manufacturing Industries 製造業	<u>2 949</u> (6)	<u>2 735</u> (3)
7 Major Manufacturing Industries 七大製造業		
Textile 紡織	319	281
Wearing Apparel 衣著	107	55
Electronics 電子	195	136
Metal 五金	113 (1)	134 (2)
Plastics 塑膠	57	52
Shipbuilding and shiprepairing 造船及修船	71 (1)	79
Printing 印刷	303 (1)	268
Other Manufacturing Industries 其他製造業	1 784 (3)	1 730 (1)
II. Construction Industry 建造業	<u>3 400</u> (16)	<u>3 042</u> (19)
III. Catering Industry 飲食業	<u>9 294</u>	<u>8 876</u>
IV. Mining and Quarrying, Utilities, Transport and Servicing Industries 礦務，公共事業，運輸及服務行業	<u>1 643</u> (4)	<u>1 464</u> (3)
TOTAL 總 數	<u>17 286</u> (26)	<u>16 117</u> (25)

Notes:

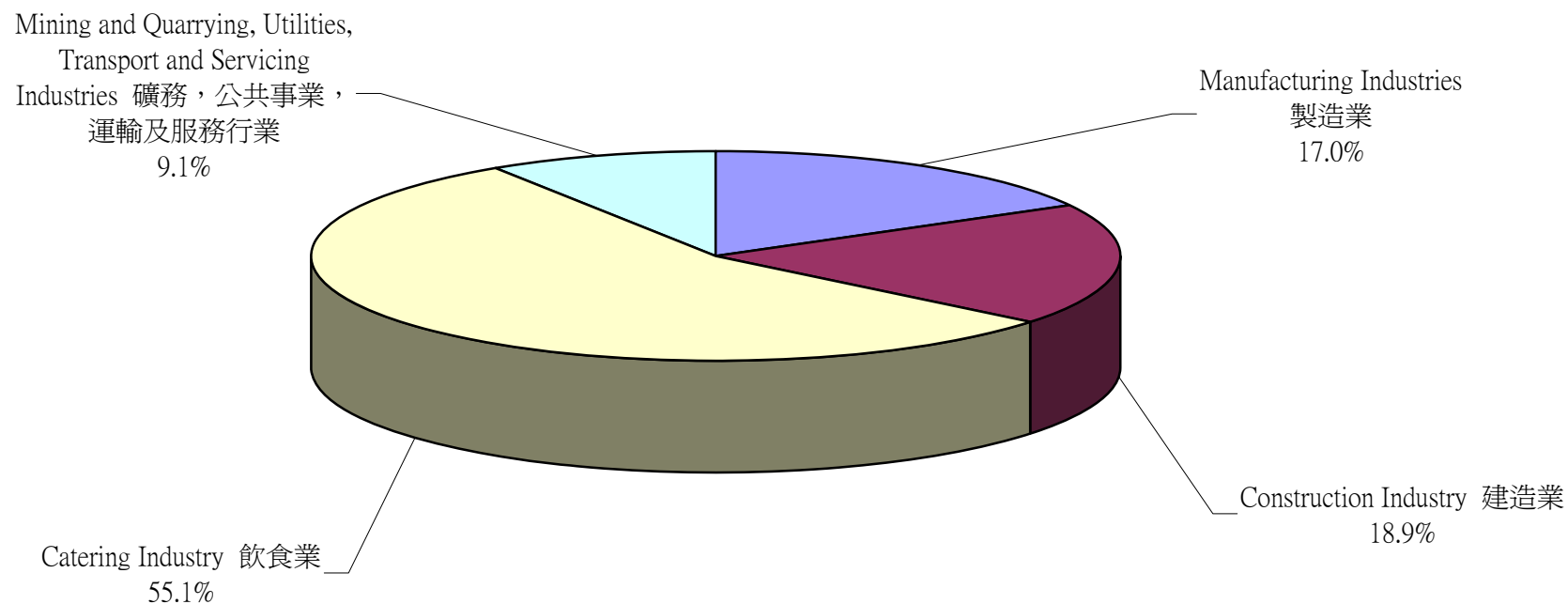
- Industrial accidents refer to injuries and deaths arising from industrial activities in an industrial undertaking as defined under the Factories and Industrial Undertakings Ordinance. Since 1.1.1998, Labour Department has used the date of occurrence of an injury as the basis for computing work injury statistics instead of the date of reporting in order to reflect more accurately the number of work injuries occurring in the year.
- Figures in brackets denote the number of fatalities.
- The above accident figures are recorded as at 31 March 2008.

註釋:

- 工業意外是指在《工廠及工業經營條例》所界定的工業經營內發生的受傷或死亡意外，而這些意外是因工業活動而引致的。由1998年1月1日開始，勞工處採用個案發生日期替代個案呈報日期作為編算工作傷亡統計數據的基礎，以便更準確地反映所述時段內發生的工傷個案。
- 括號內的數字顯示死亡人數。
- 上列意外數字為截至2008年3月31日所紀錄的數字。



二零零七年所有工業經營之工業意外個案以行業分析
Industrial Accidents in All Industrial Undertakings in 2007 -analysed by Industry



- Manufacturing Industries 製造業
- Construction Industry 建造業
- Catering Industry 飲食業
- Mining and Quarrying, Utilities, Transport and Servicing Industries 礦務，公共事業，運輸及服務行業



**Industrial Accidents in All Industrial Undertakings
in 2007**

- analysed by Type of Accident -

二零零七年所有工業經營之工業意外個案以意外類別分析

Type of Accident 意外類別		2006 二零零六年		2007 二零零七年	
Trapped in or between objects	受困於物件之內或物件之間	376	(2)	273	(3)
Injured whilst lifting or carrying	提舉或搬運物件時受傷	2 948		2 887	
Slip, trip or fall on same level	滑倒、絆倒或在同一高度跌倒	2 678		2 410	
Fall of person from height	人體從高處墮下	598	(11)	567	(10)
Striking against fixed or stationary object	與固定或不動的物件碰撞	1 711		1 662	
Striking against or struck by moving object	被移動物件或與移動物件碰撞	1 922	(3)	1 728	(2)
Stepping on object	踏在物件上	86		86	
Exposure to or contact with harmful substance	暴露於有害物質中或接觸有害物質	130		120	
Contact with electricity or electric discharge	觸電或接觸放出的電流	22		18	(2)
Trapped by collapsing or overturning object	受困於倒塌或翻側的物件	11	(3)	16	(2)
Struck by falling object	遭墮下的物件撞擊	287	(2)	255	(4)
Struck by moving vehicle	遭移動中的車輛撞倒	229		230	(1)
Contact with moving machinery or object being machined	觸及開動中的機器或觸及以機器製造中的物件	753		678	
Drowning	遇溺	1	(1)	1	(1)
Exposure to fire	火警燒傷	39	(1)	38	
Exposure to explosion	爆炸受傷	9		7	
Injured by hand tool	被手工具所傷	2 929		2 666	
Injured by fall of ground	泥土傾瀉受傷	0		1	
Asphyxiation	窒息	3	(3)	0	
Contact with hot surface or substance	觸及灼熱表面或物質	2 375		2 301	
Injured by animal	被動物所傷	89		111	
Injured in workplace violence	於工作場所暴力事件中受傷	0		0	
Others	其他類別	90		62	
Total	總計	17 286	(26)	16 117	(25)

Notes:

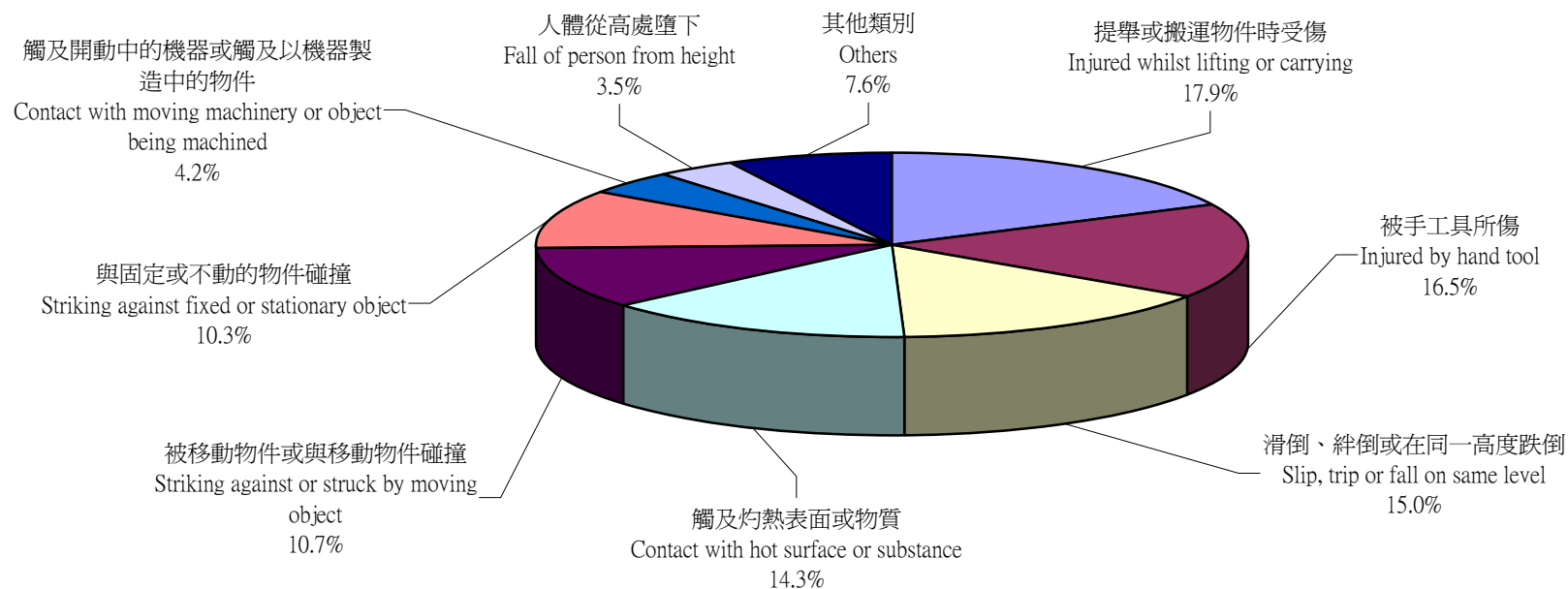
1. Industrial accidents refer to injuries and deaths arising from industrial activities in an industrial undertaking as defined under the Factories and Industrial Undertakings Ordinance. Since 1.1.1998, Labour Department has used the date of occurrence of an injury as the basis for computing work injury statistics instead of the date of reporting in order to reflect more accurately the number of work injuries occurring in the year.
2. Figures in brackets denote the number of fatalities.
3. The above accident figures are recorded as at 31 March 2008.

註釋:

1. 工業意外是指《工廠及工業經營條例》所界定的工業經營內發生的受傷或死亡意外，而這些意外是因工業活動而引致的。由1998年1月1日開始，勞工處採用個案發生日期替代個案呈報日期作為編算工作傷亡統計數據的基礎，以便更準確地反映所述時段內發生的工傷個案。
2. 括號內的數字顯示死亡人數。
3. 上列意外數字為截至2008年3月31日所紀錄的數字。



二零零七年所有工業經營之工業意外個案以意外類別分析
Industrial Accidents in All Industrial Undertakings in 2007 - analysed by Type of Accident



- Injured whilst lifting or carrying 提舉或搬運物件時受傷
- Injured by hand tool 被手工具所傷
- Slip, trip or fall on same level 滑倒、絆倒或在同一高度跌倒
- Contact with hot surface or substance 觸及灼熱表面或物質
- Striking against or struck by moving object 被移動物件或與移動物件碰撞
- Striking against fixed or stationary object 與固定或不動的物件碰撞
- Contact with moving machinery or object being machined 觸及開動中的機器或觸及以機器製造中的物件
- Fall of person from height 人體從高處墮下
- Others 其他類別



**Industrial Accidents in Manufacturing Industry
in 2007**
- analysed by Type of Accident -

二零零七年製造業之工業意外個案以意外類別分析

Type of Accident 意外類別	2006 二零零六年	2007 二零零七年
Trapped in or between objects 受困於物件之內或物件之間	91	70 (1)
Injured whilst lifting or carrying 提舉或搬運物件時受傷	739	670
Slip, trip or fall on same level 滑倒、絆倒或在同一高度跌倒	395	375
Fall of person from height 人體從高處墮下	62 (1)	61
Striking against fixed or stationary object 與固定或不動的物件碰撞	357	318
Striking against or struck by moving object 被移動物件或與移動物件碰撞	393 (1)	314 (1)
Stepping on object 踏在物件上	18	30
Exposure to or contact with harmful substance 暴露於有害物質中或接觸有害物質	33	29
Contact with electricity or electric discharge 觸電或接觸放出的電流	4	2 (1)
Trapped by collapsing or overturning object 受困於倒塌或翻側的物件	4 (2)	1
Struck by falling object 遭墮下的物件撞擊	56 (1)	62
Struck by moving vehicle 遭移動中的車輛撞倒	75	87
Contact with moving machinery or object being machined 觸及開動中的機器或觸及以機器製造中的物件	364	322
Drowning 遇溺	0	0
Exposure to fire 火警燒傷	4 (1)	4
Exposure to explosion 爆炸受傷	1	1
Injured by hand tool 被手工具所傷	208	243
Injured by fall of ground 泥土傾瀉受傷	0	0
Asphyxiation 窒息	0	0
Contact with hot surface or substance 觸及灼熱表面或物質	117	128
Injured by animal 被動物所傷	4	2
Injured in workplace violence 於工作場所暴力事件中受傷	0	0
Others 其他類別	24	16
Total 總計	2 949 (6)	2 735 (3)

Notes:

1. Industrial accidents refer to injuries and deaths arising from industrial activities in an industrial undertaking as defined under the Factories and Industrial Undertakings Ordinance. Since 1.1.1998, Labour Department has used the date of occurrence of an injury as the basis for computing work injury statistics instead of the date of reporting in order to reflect more accurately the number of work injuries occurring in the year.
2. Figures in brackets denote the number of fatalities.
3. The above accident figures are recorded as at 31 March 2008.

註釋:

1. 工業意外是指在《工廠及工業經營條例》所界定的工業經營內發生的受傷或死亡意外，而這些意外是因工業活動而引致的。由1998年1月1日開始，勞工處採用個案發生日期替代個案呈報日期作為編算工作傷亡統計數據的基礎，以便更準確地反映所述時段內發生的工傷個案。
2. 括號內的數字顯示死亡人數。
3. 上列意外數字為截至2008年3月31日所紀錄的數字。



**Industrial Accidents in Textile Industry
in 2007
- analysed by Type of Accident -**

二零零七年紡織業之工業意外個案以意外類別分析

Type of Accident 意外類別	2006 二零零六年	2007 二零零七年
Trapped in or between objects 受困於物件之內或物件之間	8	6
Injured whilst lifting or carrying 提舉或搬運物件時受傷	110	63
Slip, trip or fall on same level 滑倒、絆倒或在同一高度跌倒	33	34
Fall of person from height 人體從高處墮下	2	8
Striking against fixed or stationary object 與固定或不動的物件碰撞	29	33
Striking against or struck by moving object 被移動物件或與移動物件碰撞	41	30
Stepping on object 踏在物件上	0	3
Exposure to or contact with harmful substance 暴露於有害物質中或接觸有害物質	9	4
Contact with electricity or electric discharge 觸電或接觸放出的電流	0	0
Trapped by collapsing or overturning object 受困於倒塌或翻側的物件	0	0
Struck by falling object 遭墮下的物件撞擊	1	7
Struck by moving vehicle 遭移動中的車輛撞倒	9	9
Contact with moving machinery or object being machined 觸及開動中的機器或觸及以機器製造中的物件	49	54
Drowning 遇溺	0	0
Exposure to fire 火警燒傷	1	0
Exposure to explosion 爆炸受傷	0	0
Injured by hand tool 被手工具所傷	18	23
Injured by fall of ground 泥土傾瀉受傷	0	0
Asphyxiation 窒息	0	0
Contact with hot surface or substance 觸及灼熱表面或物質	8	5
Injured by animal 被動物所傷	0	0
Injured in workplace violence 於工作場所暴力事件中受傷	0	0
Others 其他類別	1	2
Total 總計	319	281

Notes:

1. Industrial accidents refer to injuries and deaths arising from industrial activities in an industrial undertaking as defined under the Factories and Industrial Undertakings Ordinance. Since 1.1.1998, Labour Department has used the date of occurrence of an injury as the basis for computing work injury statistics instead of the date of reporting in order to reflect more accurately the number of work injuries occurring in the year.
2. Figures in brackets denote the number of fatalities.
3. The above accident figures are recorded as at 31 March 2008.

註釋:

1. 工業意外是指在《工廠及工業經營條例》所界定的工業經營內發生的受傷或死亡意外，而這些意外是因工業活動而引致的。由1998年1月1日開始，勞工處採用個案發生日期替代個案呈報日期作為編算工作傷亡統計數據的基礎，以便更準確地反映所述時段內發生的工傷個案。
2. 括號內的數字顯示死亡人數。
3. 上列意外數字為截至2008年3月31日所紀錄的數字。



**Industrial Accidents in Wearing Apparel Industry
in 2007
- analysed by Type of Accident -**

二零零七年衣著行業之工業意外個案以意外類別分析

Type of Accident 意外類別	2006 二零零六年	2007 二零零七年
Trapped in or between objects 受困於物件之內或物件之間	2	1
Injured whilst lifting or carrying 提舉或搬運物件時受傷	28	12
Slip, trip or fall on same level 滑倒、絆倒或在同一高度跌倒	15	8
Fall of person from height 人體從高處墮下	3	2
Striking against fixed or stationary object 與固定或不動的物件碰撞	10	7
Striking against or struck by moving object 被移動物件或與移動物件碰撞	13	4
Stepping on object 踏在物件上	0	0
Exposure to or contact with harmful substance 暴露於有害物質中或接觸有害物質	0	0
Contact with electricity or electric discharge 觸電或接觸放出的電流	0	0
Trapped by collapsing or overturning object 受困於倒塌或翻側的物件	0	0
Struck by falling object 遭墮下的物件撞擊	3	0
Struck by moving vehicle 遭移動中的車輛撞倒	3	2
Contact with moving machinery or object being machined 觸及開動中的機器或觸及以機器製造中的物件	20	9
Drowning 遇溺	0	0
Exposure to fire 火警燒傷	0	0
Exposure to explosion 爆炸受傷	0	0
Injured by hand tool 被手工具所傷	7	7
Injured by fall of ground 泥土傾瀉受傷	0	0
Asphyxiation 窒息	0	0
Contact with hot surface or substance 觸及灼熱表面或物質	1	1
Injured by animal 被動物所傷	0	0
Injured in workplace violence 於工作場所暴力事件中受傷	0	0
Others 其他類別	2	2
Total 總計	107	55

Notes:

1. Industrial accidents refer to injuries and deaths arising from industrial activities in an industrial undertaking as defined under the Factories and Industrial Undertakings Ordinance. Since 1.1.1998, Labour Department has used the date of occurrence of an injury as the basis for computing work injury statistics instead of the date of reporting in order to reflect more accurately the number of work injuries occurring in the year.
2. Figures in brackets denote the number of fatalities.
3. The above accident figures are recorded as at 31 March 2008.

註釋:

1. 工業意外是指在《工廠及工業經營條例》所界定的工業經營內發生的受傷或死亡意外，而這些意外是因工業活動而引致的。由1998年1月1日開始，勞工處採用個案發生日期替代個案呈報日期作為編算工作傷亡統計數據的基礎，以便更準確地反映所述時段內發生的工傷個案。
2. 括號內的數字顯示死亡人數。
3. 上列意外數字為截至2008年3月31日所紀錄的數字。



**Industrial Accidents in Electronics Industry
in 2007**

- analysed by Type of Accident -

二零零七年電子業之工業意外個案以意外類別分析

Type of Accident 意外類別	2006 二零零六年	2007 二零零七年
Trapped in or between objects 受困於物件之內或物件之間	5	1
Injured whilst lifting or carrying 提舉或搬運物件時受傷	59	48
Slip, trip or fall on same level 滑倒、絆倒或在同一高度跌倒	13	15
Fall of person from height 人體從高處墮下	1	4
Striking against fixed or stationary object 與固定或不動的物件碰撞	17	13
Striking against or struck by moving object 被移動物件或與移動物件碰撞	33	14
Stepping on object 踏在物件上	1	3
Exposure to or contact with harmful substance 暴露於有害物質中或接觸有害物質	8	4
Contact with electricity or electric discharge 觸電或接觸放出的電流	0	0
Trapped by collapsing or overturning object 受困於倒塌或翻側的物件	0	0
Struck by falling object 遭墮下的物件撞擊	4	3
Struck by moving vehicle 遭移動中的車輛撞倒	4	0
Contact with moving machinery or object being machined 觸及開動中的機器或觸及以機器製造中的物件	34	20
Drowning 遇溺	0	0
Exposure to fire 火警燒傷	0	0
Exposure to explosion 爆炸受傷	0	0
Injured by hand tool 被手工具所傷	10	7
Injured by fall of ground 泥土傾瀉受傷	0	0
Asphyxiation 窒息	0	0
Contact with hot surface or substance 觸及灼熱表面或物質	4	2
Injured by animal 被動物所傷	0	0
Injured in workplace violence 於工作場所暴力事件中受傷	0	0
Others 其他類別	2	2
Total 總計	195	136

Notes:

1. Industrial accidents refer to injuries and deaths arising from industrial activities in an industrial undertaking as defined under the Factories and Industrial Undertakings Ordinance. Since 1.1.1998, Labour Department has used the date of occurrence of an injury as the basis for computing work injury statistics instead of the date of reporting in order to reflect more accurately the number of work injuries occurring in the year.
2. Figures in brackets denote the number of fatalities.
3. The above accident figures are recorded as at 31 March 2008.

註釋:

1. 工業意外是指《工廠及工業經營條例》所界定的工業經營內發生的受傷或死亡意外，而這些意外是因工業活動而引致的。由1998年1月1日開始，勞工處採用個案發生日期替代個案呈報日期作為編算工作傷亡統計數據的基礎，以便更準確地反映所述時段內發生的工傷個案。
2. 括號內的數字顯示死亡人數。
3. 上列意外數字為截至2008年3月31日所紀錄的數字。



**Industrial Accidents in Metal Products Industry
in 2007**

- analysed by Type of Accident -

二零零七年五金製品業之工業意外個案以意外類別分析

Type of Accident 意外類別	2006 二零零六年	2007 二零零七年
Trapped in or between objects 受困於物件之內或物件之間	2	3
Injured whilst lifting or carrying 提舉或搬運物件時受傷	35	41
Slip, trip or fall on same level 滑倒、絆倒或在同一高度跌倒	8	19
Fall of person from height 人體從高處墮下	3	1
Striking against fixed or stationary object 與固定或不動的物件碰撞	19	16
Striking against or struck by moving object 被移動物件或與移動物件碰撞	24	21 (1)
Stepping on object 踏在物件上	0	0
Exposure to or contact with harmful substance 暴露於有害物質中或接觸有害物質	1	2
Contact with electricity or electric discharge 觸電或接觸放出的電流	0	1 (1)
Trapped by collapsing or overturning object 受困於倒塌或翻側的物件	0	0
Struck by falling object 遭墮下的物件撞擊	3 (1)	4
Struck by moving vehicle 遭移動中的車輛撞倒	0	1
Contact with moving machinery or object being machined 觸及開動中的機器或觸及以機器製造中的物件	9	10
Drowning 遇溺	0	0
Exposure to fire 火警燒傷	0	0
Exposure to explosion 爆炸受傷	0	0
Injured by hand tool 被手工具所傷	7	9
Injured by fall of ground 泥土傾瀉受傷	0	0
Asphyxiation 窒息	0	0
Contact with hot surface or substance 觸及灼熱表面或物質	1	4
Injured by animal 被動物所傷	0	0
Injured in workplace violence 於工作場所暴力事件中受傷	0	0
Others 其他類別	1	2
Total 總計	113 (1)	134 (2)

Notes:

- Industrial accidents refer to injuries and deaths arising from industrial activities in an industrial undertaking as defined under the Factories and Industrial Undertakings Ordinance. Since 1.1.1998, Labour Department has used the date of occurrence of an injury as the basis for computing work injury statistics instead of the date of reporting in order to reflect more accurately the number of work injuries occurring in the year.
- Figures in brackets denote the number of fatalities.
- The above accident figures are recorded as at 31 March 2008.

註釋:

- 工業意外是指在《工廠及工業經營條例》所界定的工業經營內發生的受傷或死亡意外，而這些意外是因工業活動而引致的。由1998年1月1日開始，勞工處採用個案發生日期替代個案呈報日期作為編算工作傷亡統計數據的基礎，以便更準確地反映所述時段內發生的工傷個案。
- 括號內的數字顯示死亡人數。
- 上列意外數字為截至2008年3月31日所紀錄的數字。



**Industrial Accidents in Plastics Industry
in 2007**

- analysed by Type of Accident -

二零零七年塑膠業之工業意外個案以意外類別分析

Type of Accident 意外類別	2006 二零零六年	2007 二零零七年
Trapped in or between objects 受困於物件之內或物件之間	1	2
Injured whilst lifting or carrying 提舉或搬運物件時受傷	14	9
Slip, trip or fall on same level 滑倒、絆倒或在同一高度跌倒	6	2
Fall of person from height 人體從高處墮下	1	0
Striking against fixed or stationary object 與固定或不動的物件碰撞	5	6
Striking against or struck by moving object 被移動物件或與移動物件碰撞	7	10
Stepping on object 踏在物件上	0	1
Exposure to or contact with harmful substance 暴露於有害物質中或接觸有害物質	0	0
Contact with electricity or electric discharge 觸電或接觸放出的電流	0	0
Trapped by collapsing or overturning object 受困於倒塌或翻側的物件	0	0
Struck by falling object 遭墮下的物件撞擊	1	1
Struck by moving vehicle 遭移動中的車輛撞倒	0	2
Contact with moving machinery or object being machined 觸及開動中的機器或觸及以機器製造中的物件	12	10
Drowning 遇溺	0	0
Exposure to fire 火警燒傷	0	0
Exposure to explosion 爆炸受傷	0	0
Injured by hand tool 被手工具所傷	6	5
Injured by fall of ground 泥土傾瀉受傷	0	0
Asphyxiation 窒息	0	0
Contact with hot surface or substance 觸及灼熱表面或物質	3	4
Injured by animal 被動物所傷	0	0
Injured in workplace violence 於工作場所暴力事件中受傷	0	0
Others 其他類別	1	0
Total 總計	57	52

Notes:

1. Industrial accidents refer to injuries and deaths arising from industrial activities in an industrial undertaking as defined under the Factories and Industrial Undertakings Ordinance. Since 1.1.1998, Labour Department has used the date of occurrence of an injury as the basis for computing work injury statistics instead of the date of reporting in order to reflect more accurately the number of work injuries occurring in the year.
2. Figures in brackets denote the number of fatalities.
3. The above accident figures are recorded as at 31 March 2008.

註釋:

1. 工業意外是指在《工廠及工業經營條例》所界定的工業經營內發生的受傷或死亡意外，而這些意外是因工業活動而引致的。由1998年1月1日開始，勞工處採用個案發生日期替代個案呈報日期作為編算工作傷亡統計數據的基礎，以便更準確地反映所述時段內發生的工傷個案。
2. 括號內的數字顯示死亡人數。
3. 上列意外數字為截至2008年3月31日所紀錄的數字。



**Industrial Accidents in Shipbuilding and Shiprepairing Industry
in 2007**

- analysed by Type of Accident -

二零零七年造船及修船業之工業意外個案以意外類別分析

Type of Accident 意外類別	2006 二零零六年	2007 二零零七年
Trapped in or between objects 受困於物件之內或物件之間	1	0
Injured whilst lifting or carrying 提舉或搬運物件時受傷	18	15
Slip, trip or fall on same level 滑倒、絆倒或在同一高度跌倒	7	8
Fall of person from height 人體從高處墮下	4 (1)	3
Striking against fixed or stationary object 與固定或不動的物件碰撞	4	15
Striking against or struck by moving object 被移動物件或與移動物件碰撞	19	20
Stepping on object 踏在物件上	1	1
Exposure to or contact with harmful substance 暴露於有害物質中或接觸有害物質	0	0
Contact with electricity or electric discharge 觸電或接觸放出的電流	0	0
Trapped by collapsing or overturning object 受困於倒塌或翻側的物件	0	0
Struck by falling object 遭墮下的物件撞擊	4	4
Struck by moving vehicle 遭移動中的車輛撞倒	0	0
Contact with moving machinery or object being machined 觸及開動中的機器或觸及以機器製造中的物件	5	6
Drowning 遇溺	0	0
Exposure to fire 火警燒傷	0	1
Exposure to explosion 爆炸受傷	0	0
Injured by hand tool 被手工具所傷	7	5
Injured by fall of ground 泥土傾瀉受傷	0	0
Asphyxiation 窒息	0	0
Contact with hot surface or substance 觸及灼熱表面或物質	1	1
Injured by animal 被動物所傷	0	0
Injured in workplace violence 於工作場所暴力事件中受傷	0	0
Others 其他類別	0	0
Total 總計	71 (1)	79

Notes:

- Industrial accidents refer to injuries and deaths arising from industrial activities in an industrial undertaking as defined under the Factories and Industrial Undertakings Ordinance. Since 1.1.1998, Labour Department has used the date of occurrence of an injury as the basis for computing work injury statistics instead of the date of reporting in order to reflect more accurately the number of work injuries occurring in the year.
- Figures in brackets denote the number of fatalities.
- The above accident figures are recorded as at 31 March 2008.

註釋:

- 工業意外是指在《工廠及工業經營條例》所界定的工業經營內發生的受傷或死亡意外，而這些意外是因工業活動而引致的。由1998年1月1日開始，勞工處採用個案發生日期替代個案呈報日期作為編算工作傷亡統計數據的基礎，以便更準確地反映所述時段內發生的工傷個案。
- 括號內的數字顯示死亡人數。
- 上列意外數字為截至2008年3月31日所紀錄的數字。



**Industrial Accidents in Printing Industry
in 2007**

- analysed by Type of Accident -

二零零七年印刷業之工業意外個案以意外類別分析

Type of Accident 意外類別		2006 二零零六年	2007 二零零七年
Trapped in or between objects	受困於物件之內或物件之間	6	8
Injured whilst lifting or carrying	提舉或搬運物件時受傷	75	66
Slip, trip or fall on same level	滑倒、絆倒或在同一高度跌倒	38	27
Fall of person from height	人體從高處墮下	2	5
Striking against fixed or stationary object	與固定或不動的物件碰撞	36	29
Striking against or struck by moving object	被移動物件或與移動物件碰撞	41	20
Stepping on object	踏在物件上	2	4
Exposure to or contact with harmful substance	暴露於有害物質中或接觸有害物質	3	5
Contact with electricity or electric discharge	觸電或接觸放出的電流	0	0
Trapped by collapsing or overturning object	受困於倒塌或翻側的物件	1 (1)	0
Struck by falling object	遭墮下的物件撞擊	1	1
Struck by moving vehicle	遭移動中的車輛撞倒	4	8
Contact with moving machinery or object being machined	觸及開動中的機器或觸及以機器製造中的物件	69	65
Drowning	遇溺	0	0
Exposure to fire	火警燒傷	0	0
Exposure to explosion	爆炸受傷	1	0
Injured by hand tool	被手工具所傷	21	29
Injured by fall of ground	泥土傾瀉受傷	0	0
Asphyxiation	窒息	0	0
Contact with hot surface or substance	觸及灼熱表面或物質	2	1
Injured by animal	被動物所傷	0	0
Injured in workplace violence	於工作場所暴力事件中受傷	0	0
Others	其他類別	1	0
Total	總計	303 (1)	268

Notes:

1. Industrial accidents refer to injuries and deaths arising from industrial activities in an industrial undertaking as defined under the Factories and Industrial Undertakings Ordinance. Since 1.1.1998, Labour Department has used the date of occurrence of an injury as the basis for computing work injury statistics instead of the date of reporting in order to reflect more accurately the number of work injuries occurring in the year.
2. Figures in brackets denote the number of fatalities.
3. The above accident figures are recorded as at 31 March 2008.

註釋:

1. 工業意外是指在《工廠及工業經營條例》所界定的工業經營內發生的受傷或死亡意外，而這些意外是因工業活動而引致的。由1998年1月1日開始，勞工處採用個案發生日期替代個案呈報日期作為編算工作傷亡統計數據的基礎，以便更準確地反映所述時段內發生的工傷個案。
2. 括號內的數字顯示死亡人數。
3. 上列意外數字為截至2008年3月31日所紀錄的數字。



**Industrial Accidents in Construction Industry
in 2007**

- analysed by Type of Accident -

二零零七年建造業之工業意外個案以意外類別分析

Type of Accident 意外類別	2006 二零零六年	2007 二零零七年
Trapped in or between objects 受困於物件之內或物件之間	99 (1)	65 (2)
Injured whilst lifting or carrying 提舉或搬運物件時受傷	536	587
Slip, trip or fall on same level 滑倒、絆倒或在同一高度跌倒	603	507
Fall of person from height 人體從高處墮下	405 (9)	360 (9)
Striking against fixed or stationary object 與固定或不動的物件碰撞	382	318
Striking against or struck by moving object 被移動物件或與移動物件碰撞	605 (1)	584
Stepping on object 踏在物件上	37	32
Exposure to or contact with harmful substance 暴露於有害物質中或接觸有害物質	20	20
Contact with electricity or electric discharge 觸電或接觸放出的電流	14	10 (1)
Trapped by collapsing or overturning object 受困於倒塌或翻側的物件	5 (1)	13 (2)
Struck by falling object 遭墮下的物件撞擊	131 (1)	114 (3)
Struck by moving vehicle 遭移動中的車輛撞倒	33	31 (1)
Contact with moving machinery or object being machined 觸及開動中的機器或觸及以機器製造中的物件	234	197
Drowning 遇溺	0	1 (1)
Exposure to fire 火警燒傷	16	12
Exposure to explosion 爆炸受傷	3	2
Injured by hand tool 被手工具所傷	225	155
Injured by fall of ground 泥土傾瀉受傷	0	1
Asphyxiation 窒息	3 (3)	0
Contact with hot surface or substance 觸及灼熱表面或物質	20	17
Injured by animal 被動物所傷	3	1
Injured in workplace violence 於工作場所暴力事件中受傷	0	0
Others 其他類別	26	15
Total 總計	3 400 (16)	3 042 (19)

Notes:

- Industrial accidents refer to injuries and deaths arising from industrial activities in an industrial undertaking as defined under the Factories and Industrial Undertakings Ordinance. Since 1.1.1998, Labour Department has used the date of occurrence of an injury as the basis for computing work injury statistics instead of the date of reporting in order to reflect more accurately the number of work injuries occurring in the year.
- Figures in brackets denote the number of fatalities.
- The above accident figures are recorded as at 31 March 2008.

註釋:

- 工業意外是指在《工廠及工業經營條例》所界定的工業經營內發生的受傷或死亡意外，而這些意外是因工業活動而引致的。由1998年1月1日開始，勞工處採用個案發生日期替代個案呈報日期作為編算工作傷亡統計數據的基礎，以便更準確地反映所述時段內發生的工傷個案。
- 括號內的數字顯示死亡人數。
- 上列意外數字為截至2008年3月31日所紀錄的數字。



**Industrial Accidents in Catering Industry
in 2007**

- analysed by Type of Accident -

二零零七年飲食業之工業意外個案以意外類別分析

Type of Accident 意外類別		2006 二零零六年	2007 二零零七年
Trapped in or between objects	受困於物件之內或物件之間	122	91
Injured whilst lifting or carrying	提舉或搬運物件時受傷	1 192	1 170
Slip, trip or fall on same level	滑倒、絆倒或在同一高度跌倒	1 443	1 346
Fall of person from height	人體從高處墮下	52	46
Striking against fixed or stationary object	與固定或不動的物件碰撞	810	864
Striking against or struck by moving object	被移動物件或與移動物件碰撞	637	559
Stepping on object	踏在物件上	10	15
Exposure to or contact with harmful substance	暴露於有害物質中或接觸有害物質	69	67
Contact with electricity or electric discharge	觸電或接觸放出的電流	4	5
Trapped by collapsing or overturning object	受困於倒塌或翻側的物件	0	2
Struck by falling object	遭墮下的物件撞擊	44	35
Struck by moving vehicle	遭移動中的車輛撞倒	40	41
Contact with moving machinery or object being machined	觸及開動中的機器或觸及以機器製造中的物件	110	127
Drowning	遇溺	0	0
Exposure to fire	火警燒傷	15	18
Exposure to explosion	爆炸受傷	3	3
Injured by hand tool	被手工具所傷	2 420	2 219
Injured by fall of ground	泥土傾瀉受傷	0	0
Asphyxiation	窒息	0	0
Contact with hot surface or substance	觸及灼熱表面或物質	2 213	2 134
Injured by animal	被動物所傷	81	108
Injured in workplace violence	於工作場所暴力事件中受傷	0	0
Others	其他類別	29	26
Total	總計	9 294	8 876

Notes:

1. Industrial accidents refer to injuries and deaths arising from industrial activities in an industrial undertaking as defined under the Factories and Industrial Undertakings Ordinance. Since 1.1.1998, Labour Department has used the date of occurrence of an injury as the basis for computing work injury statistics instead of the date of reporting in order to reflect more accurately the number of work injuries occurring in the year.
2. Figures in brackets denote the number of fatalities.
3. The above accident figures are recorded as at 31 March 2008.

註釋:

1. 工業意外是指在《工廠及工業經營條例》所界定的工業經營內發生的受傷或死亡意外，而這些意外是因工業活動而引致的。由1998年1月1日開始，勞工處採用個案發生日期替代個案呈報日期作為編算工作傷亡統計數據的基礎，以便更準確地反映所述時段內發生的工傷個案。
2. 括號內的數字顯示死亡人數。
3. 上列意外數字為截至2008年3月31日所紀錄的數字。



Statistics of Confirmed Occupational Diseases (excluding Silicosis, Asbestos-related Disease, Occupational Deafness and Gas Poisoning) by Industry in 2007

二零零七年各行業中經證實為職業病的個案數字統計(矽肺病、石棉沉着病、職業性失聰及氣體中毒除外)

Industries 行業	Occupational Disease Codes (2006)							Occupational Disease Codes (2007)					
	職業病譯碼 (二零零六年)							職業病譯碼 (二零零七年)					
	3	8	14	32	40	48	Total 總數	8	14	16	40	48	Total 總數
Agriculture and Fishing 農業及捕魚業	0	0	0	0	0	0	0	0	0	0	0	0	0
Mining and Quarrying 採礦及採石業	0	0	0	0	0	0	0	0	0	0	0	0	0
Manufacturing 製造業	0	6	0	1	1	0	8	2	0	0	1	0	3
Electricity and Gas 電力及燃氣業	0	0	0	0	0	0	0	0	0	0	0	0	0
Construction Sites 建築地盤	0	3	0	0	0	0	3	1	0	0	3	0	4
Wholesales, Retail and Import/Export Trades, Restaurants & Hotels 批發、零售、進出口貿易、飲食及酒店	0	18	0	0	4	0	22	10	0	1	1	1	13
Transport, Storage and Communications 運輸、倉庫及通訊業	1	8	0	0	0	0	9	2	0	0	0	0	2
Financing, Insurance, Real Estate and Business Services 金融、保險、地產及商用服務業	0	2	0	0	0	1	3	7	0	0	0	0	7
Community, Social & Personal Services 社區、社會及個人服務業	0	26	18	0	3	0	47	13	16	0	2	0	31
Total 總數	1	63	18	1	8	1	92	35	16	1	7	1	60

Occupational Disease Codes

職業病譯碼

3 = Compressed Air Illness
8 = Tenosynovitis of Hand or Forearm
14 = Tuberculosis
16 = Streptococcus Suis Infection
32 = Cadmium Poisoning
40 = Occupational Dermatitis
48 = Carpal Tunnel Syndrome

3 = 氣壓病
8 = 手部或前臂腱鞘炎
14 = 結核病
16 = 豬型鏈球菌感染
32 = 鎘中毒
40 = 職業性皮炎
48 = 腕管綜合症

Notes:

- 1) For information on silicosis and asbestos-related diseases, please refer to the Pneumoconiosis Compensation Fund Board
- 2) For information on occupational deafness, please refer to the Occupational Deafness Compensation Board
- 3) The distribution of confirmed occupational diseases in 2007 in various industries has been revised in May 2008.

附註：

- 1) 有關矽肺病及石棉沉着病，請參考肺塵埃沉着病補償基金委員會所發表的資料。
- 2) 有關職業性失聰，請參考職業性失聰補償管理局所發表的資料。
- 3) 二零零七年經證實為職業病的個案在各行業的分佈在二零零八年五月曾作修訂。



Number of Confirmed Occupational Diseases in 2007

二零零七年經證實為職業病的個案數字

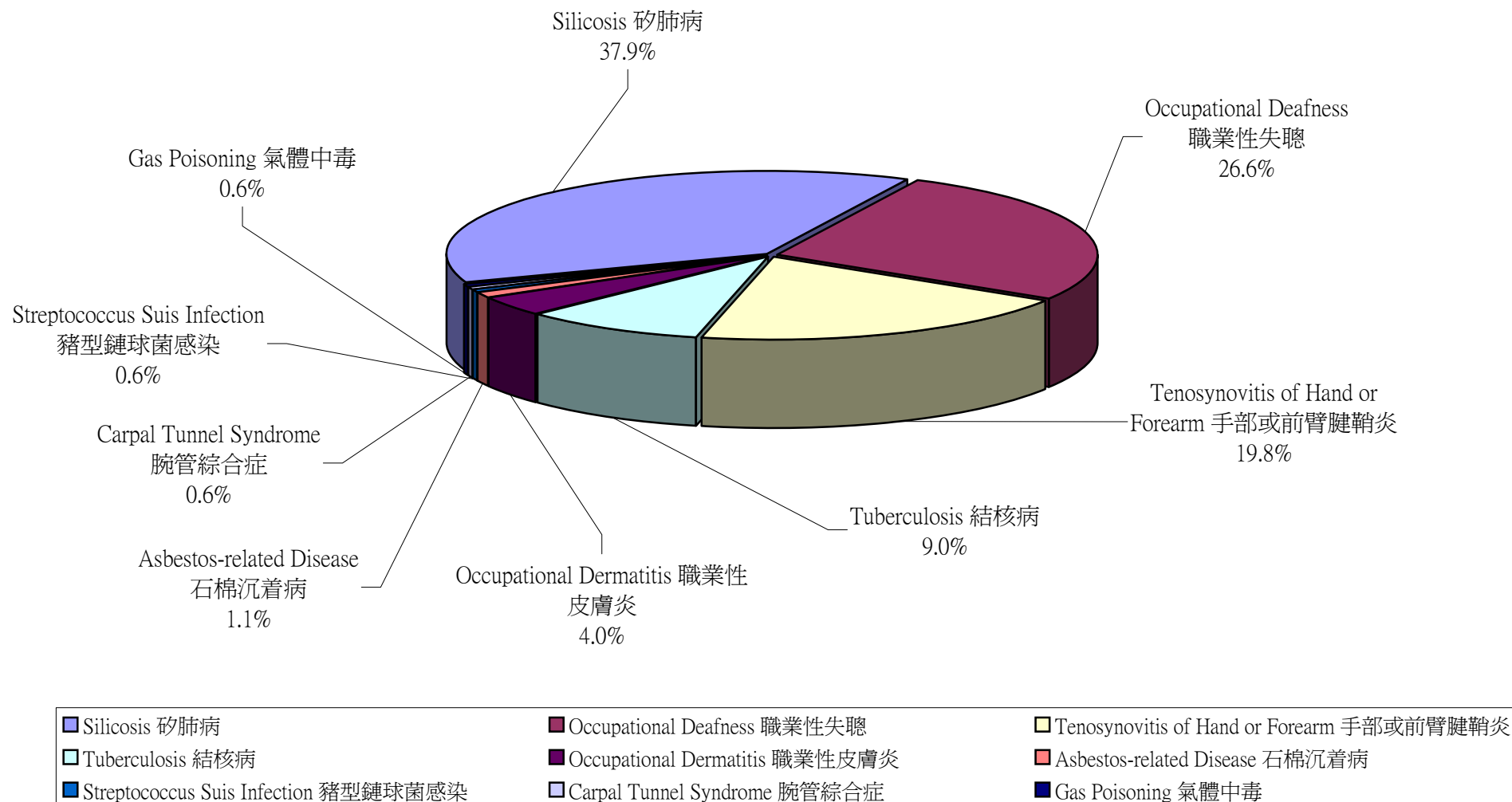
Occupational Disease 職業病	2006 二零零六年	2007 二零零七年
Silicosis 矽肺病	109	67
Occupational Deafness 職業性失聰	51	47
Tenosynovitis of Hand or Forearm 手部或前臂腱鞘炎	63	35
Tuberculosis 結核病	18	16
Occupational Dermatitis 職業性皮膚炎	8	7
Streptococcus Suis Infection 豬型鏈球菌感染	0	1
Asbestos-related Disease 石棉沉着病	7	2
Carpal Tunnel Syndrome 腕管綜合症	1	1
Cadmium Poisoning 鎘中毒	1	0
Compressed Air Illness 氣壓病	1	0
Gas Poisoning 氣體中毒 ¹	5 (3)	1 (1)
Total 總數	264	177

Note 1 : The figure in bracket denotes the number of incidents

附註 1：括號中的數字為事件次數。



二零零七年經證實為職業病的個案數字 Number of Confirmed Occupational Diseases in 2007





Industrial Accidents in Construction Industry (1998 - 2007) 建造業之工業意外數字(1998 - 2007)

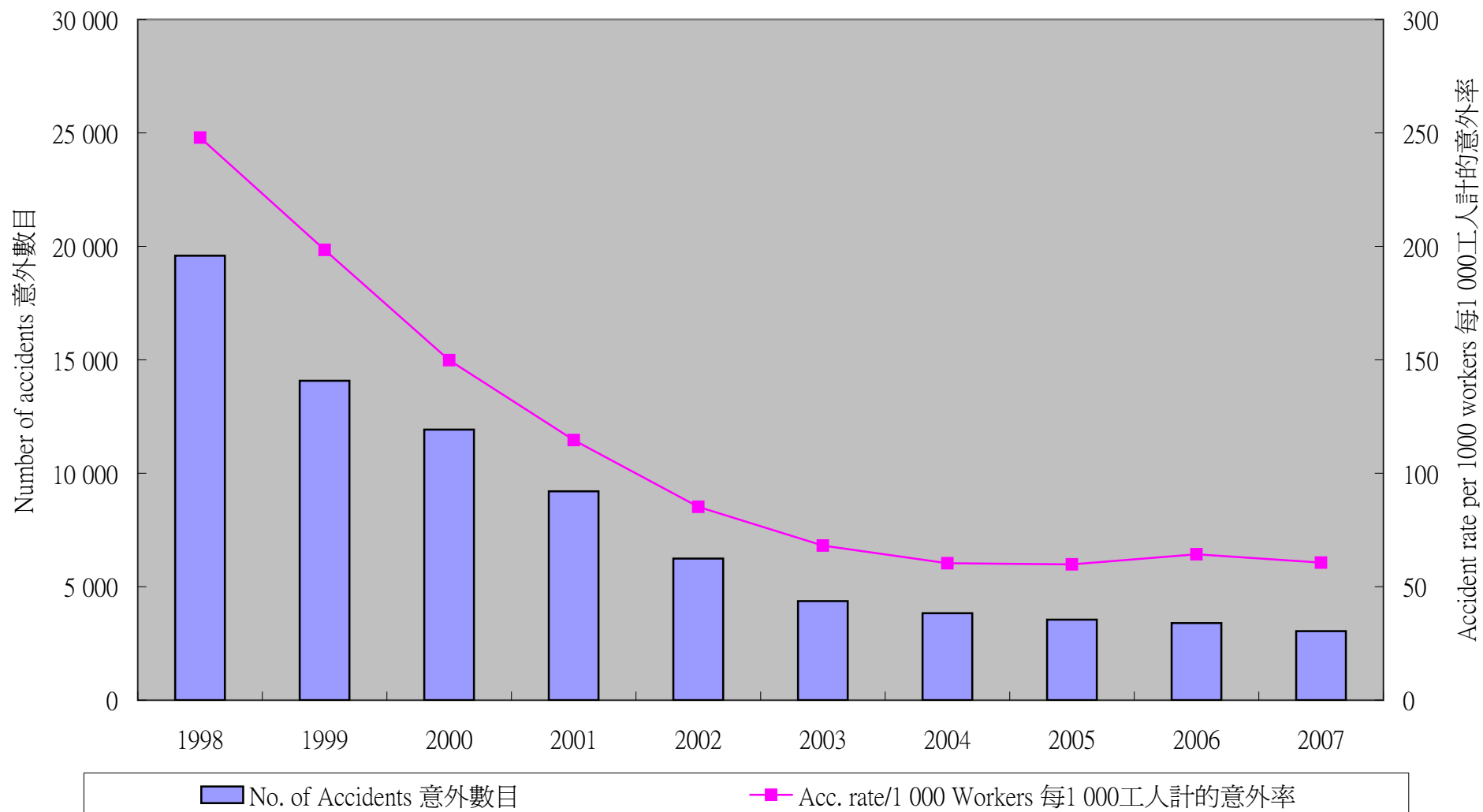
	1998	1999	2000	2001	2002	2003	2004	2005	2006	2007
No. of Accidents 意外數目	19 588	14 078	11 925	9 206	6 239	4 367	3 833	3 548	3 400	3 042
No. of Fatalities 致命意外數目	56	47	29	28	24	25	17	25	16	19
*Total No. of Workers *工人總數	79 007	70 941	79 599	80 302	73 223	64 112	63 520	59 266	52 865	50 185
Acc. rate/1 000 Workers 每1 000工人計的意外率	247.9	198.4	149.8	114.6	85.2	68.1	60.3	59.9	64.3	60.6
Fatality rate/1 000 Workers 每1 000工人計的致命意外率	0.709	0.663	0.364	0.349	0.328	0.390	0.268	0.422	0.303	0.379

*The total no. of workers only covers manual workers on construction sites.

*工人總數只包括在建築地盤工作的工人



建造業之工業意外數字(1998 - 2007)
Industrial Accidents in Construction Industry (1998 - 2007)



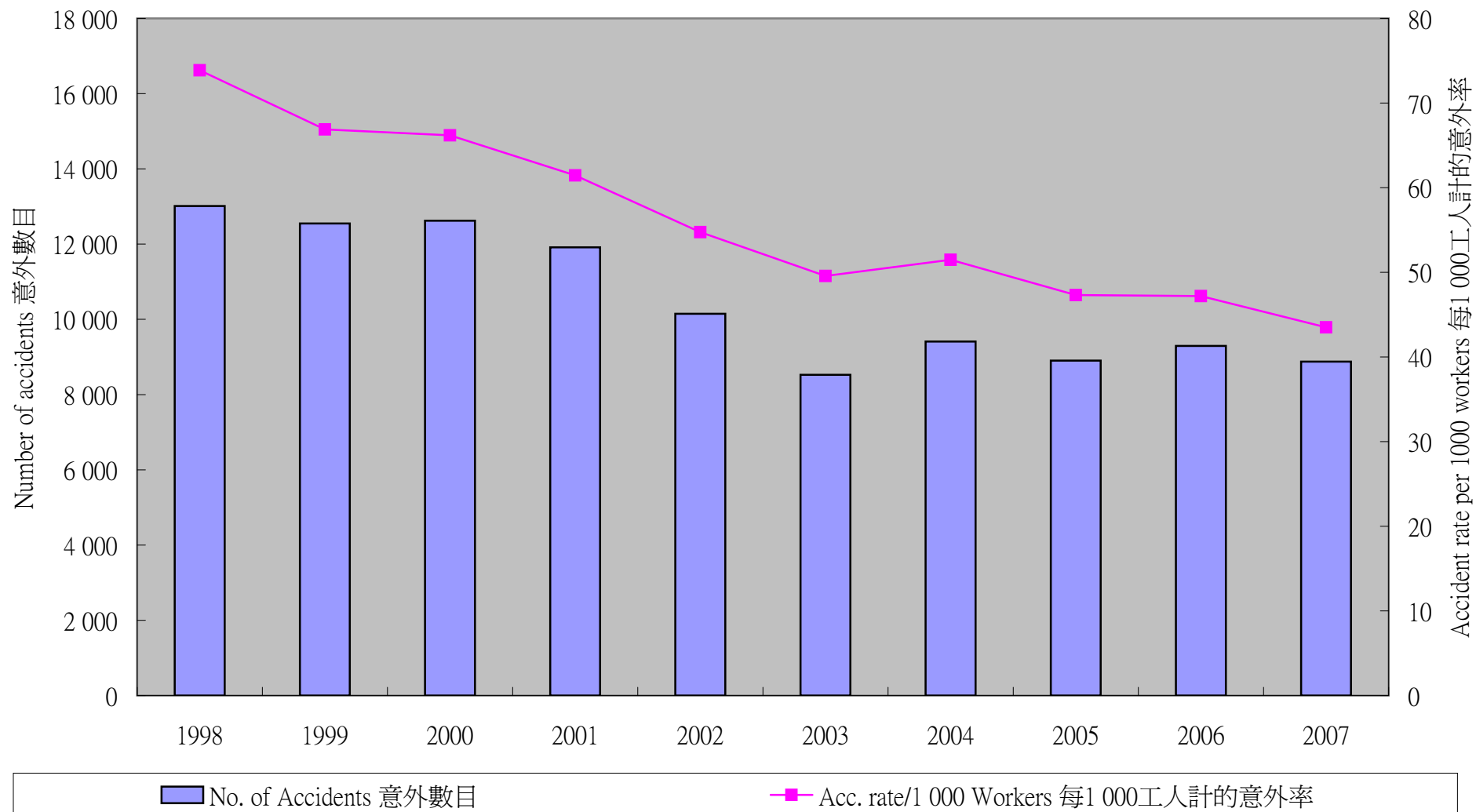


Industrial Accidents in Catering Industry (1998 - 2007) 飲食業之工業意外數字(1998 - 2007)

	1998	1999	2000	2001	2002	2003	2004	2005	2006	2007
No. of Accidents 意外數目	13 011	12 549	12 621	11 914	10 149	8 527	9 410	8 902	9 294	8 876
No. of Fatalities 致命意外數目	0	0	2	0	0	0	0	0	0	0
Total No. of Workers 工人總數	176 140	187 614	190 685	193 881	185 395	171 999	182 791	188 157	196 935	204 020
Acc. rate/1 000 Workers 每1 000工人計的意外率	73.9	66.9	66.2	61.5	54.7	49.6	51.5	47.3	47.2	43.5
Fatality rate/1 000 Workers 每1 000工人計的致命意外率	0.000	0.000	0.010	0.000	0.000	0.000	0.000	0.000	0.000	0.000



飲食業之工業意外數字(1998 - 2007)
Industrial Accidents in Catering Industry (1998 - 2007)



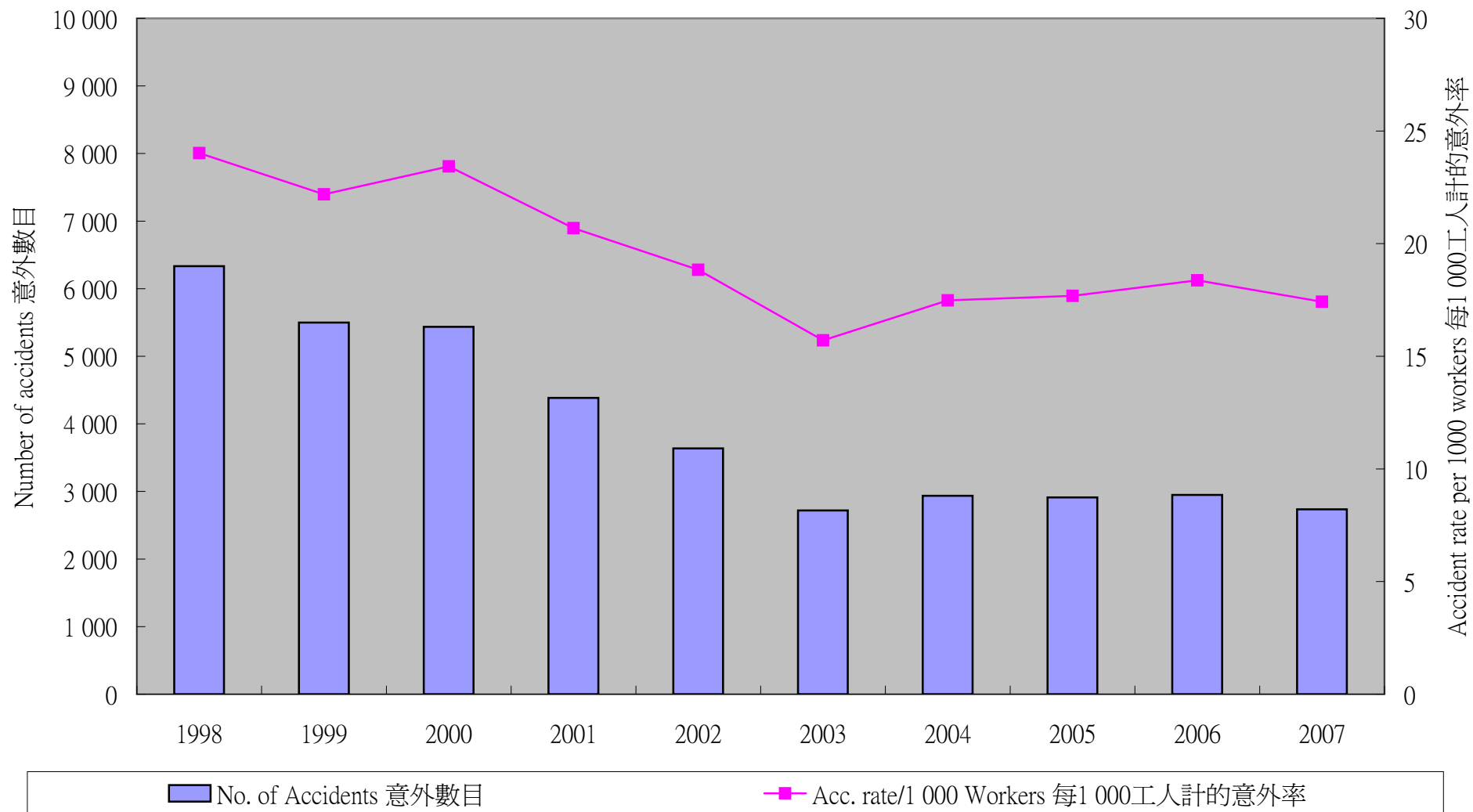


Industrial Accidents in Manufacturing Industry (1998 - 2007) 製造業之工業意外數字(1998 - 2007)

	1998	1999	2000	2001	2002	2003	2004	2005	2006	2007
No. of Accidents 意外數目	6 334	5 499	5 436	4 385	3 636	2 719	2 936	2 912	2 949	2 735
No. of Fatalities 致命意外數目	2	2	3	3	0	2	2	0	6	3
Total No. of Workers 工人總數	263 714	247 830	232 039	211 995	193 013	173 133	167 952	164 668	160 505	157 001
Acc. rate/1 000 Workers 每1 000工人計的意外率	24.0	22.2	23.4	20.7	18.8	15.7	17.5	17.7	18.4	17.4
Fatality rate/1 000 Workers 每1 000工人計的致命意外率	0.008	0.008	0.013	0.014	0.000	0.012	0.012	0.000	0.037	0.019



製造業之工業意外數字(1998 - 2007)
Industrial Accidents in Manufacturing Industry (1998 - 2007)





Industrial Accidents in Major Industries (1998 - 2007) 主要行業之工業意外數字(1998 - 2007)

	1998	1999	2000	2001	2002	2003	2004	2005	2006	2007
No. of Accidents 意外數目										
Construction Industry 建造業	19 588	14 078	11 925	9 206	6 239	4 367	3 833	3 548	3 400	3 042
Catering Industry 飲食業	13 011	12 549	12 621	11 914	10 149	8 527	9 410	8 902	9 294	8 876
Manufacturing Industry 製造業	6 334	5 499	5 436	4 385	3 636	2 719	2 936	2 912	2 949	2 735
Acc. Rate/1 000 Workers 每1 000工人計的意外率										
Construction Industry 建造業	247.9	198.4	149.8	114.6	85.2	68.1	60.3	59.9	64.3	60.6
Catering Industry 飲食業	73.9	66.9	66.2	61.5	54.7	49.6	51.5	47.3	47.2	43.5
Manufacturing Industry 製造業	24.0	22.2	23.4	20.7	18.8	15.7	17.5	17.7	18.4	17.4

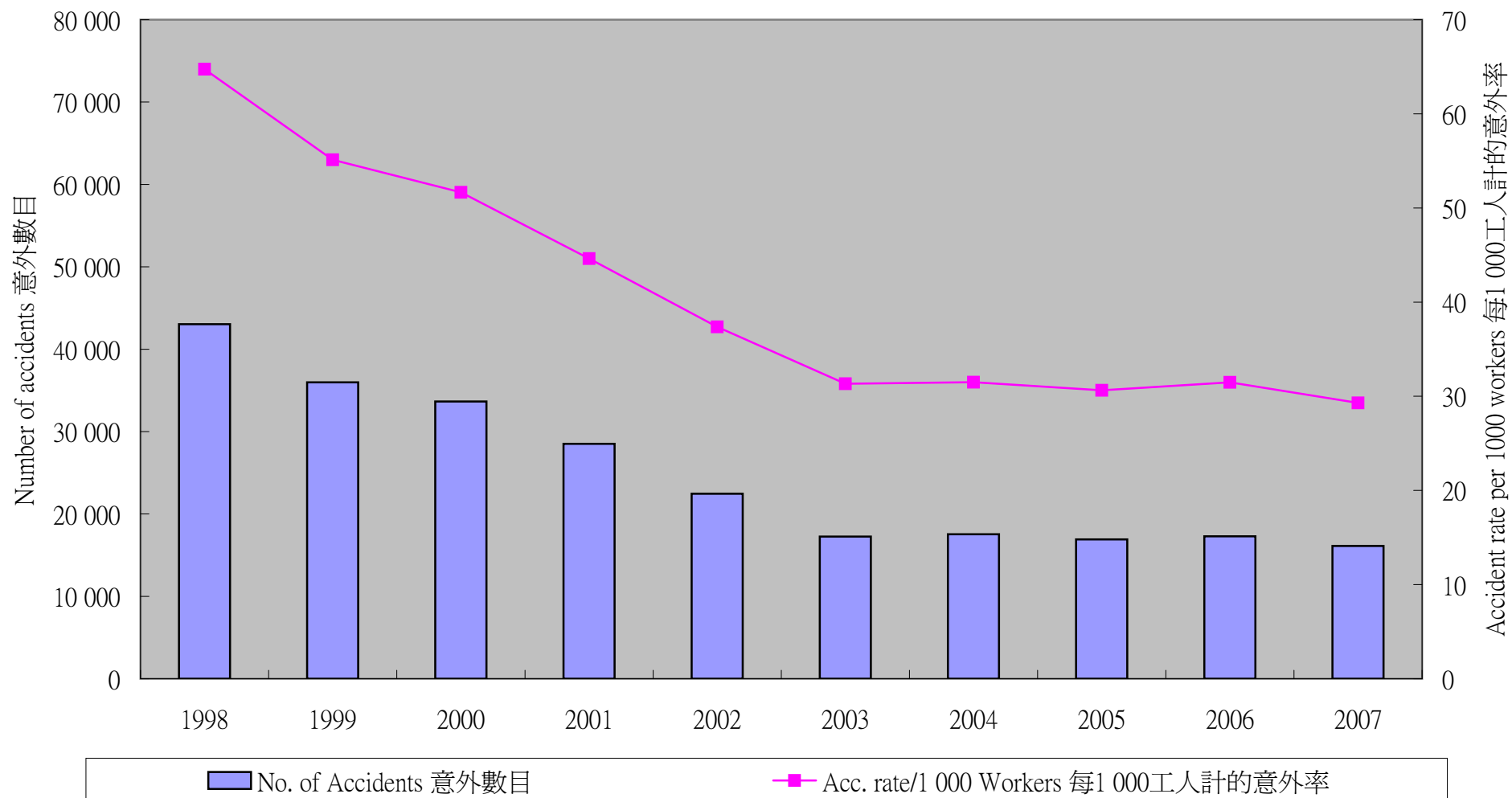


Industrial Accidents in All Industries (1998 - 2007)
所有行業之工業意外數字(1998 - 2007)

	1998	1999	2000	2001	2002	2003	2004	2005	2006	2007
No. of Accidents 意外數目	43 034	35 986	33 652	28 518	22 453	17 249	17 533	16 917	17 286	16 117
No. of Fatalities 致命意外數目	68	52	43	34	25	28	24	29	26	25
Total No. of Workers 工人總數	664 751	652 931	651 441	638 978	600 781	550 655	556 572	552 160	549 109	550 121
Acc. rate/1 000 Workers 每1 000工人計的意外率	64.7	55.1	51.7	44.6	37.4	31.3	31.5	30.6	31.5	29.3
Fatality rate/1 000 Workers 每1 000工人計的致命意外率	0.102	0.080	0.066	0.053	0.042	0.051	0.043	0.053	0.047	0.045



所有行業之工業意外數字(1998 - 2007)
Industrial Accidents in All Industries (1998 - 2007)





Number of Confirmed Occupational Diseases (1998 - 2007)
1998 - 2007 經證實為職業病的個案數字

Occupational Disease	職業病	1998	1999	2000	2001	2002	2003	2004	2005	2006	2007
Radiation Illness	放射病	0	0	1	0	0	0	0	0	0	0
Compressed Air Illness	氣壓病	3	3	6	11	4	2	0	1	1	0
Tenosynovitis of Hand or Forearm	手部或前臂腱鞘炎	71	54	81	90	35	34	43	75	63	35
Carpal Tunnel Syndrome	腕管綜合症	0	1	2	0	1	0	1	0	1	1
Tuberculosis	結核病	39	57	39	41	29	30	42	30	18	16
Streptococcus suis Infection	豬型鏈球菌感染	0	1	0	1	0	0	1	6	0	1
Occupational Dermatitis	職業性皮膚炎	34	21	17	24	29	10	7	10	8	7
Occupational Asthma	職業性哮喘病	0	0	0	0	3	1	0	0	0	0
Silicosis	矽肺病	104	137	105	122	110	74	69	68	109	67
Asbestos-Related Disease	石棉沉着病	5	15	11	9	9	6	4	2	7	2
Occupational Deafness	職業性失聰	631	388	206	121	114	74	52	60	51	47
Infammation or Ulceration of the Mucous Membrane of the Upper Respiratory Passages or Mouth produced by Dust, Liquid or Vapour	因塵埃、液體或蒸氣引致上呼吸道或口腔的黏膜發炎或潰瘍	4	0	0	0	0	1	1	0	0	0
Cadmium Poisoning	鎘中毒	0	0	0	0	0	0	3	0	1	0
Gas Poisoning ¹	氣體中毒 ¹	57 (8)	57 (9)	36 (15)	11 (6)	30 (9)	26 (7)	28 (10)	4 (3)	5 (3)	1 (1)
Total	總數	948	734	504	430	364	258	251	256	264	177

Note 1: The figure in bracket denotes the number of incidents.

附註1：括號中的數字為事件次數。



Occupational Injuries and Injury Rates in All Economic Activities in 1998 - 2007

一九九八年至二零零七年所有經濟行業之職業傷亡個案及傷亡率

	1998	1999	2000	2001	2002	2003	2004	2005	2006	2007
Number of occupational injuries 傷亡個案	63 526	58 841	58 092	53 719	47 023	42 022	44 025	44 267	46 937	43 979
Injury rate per 1 000 employees 每1 000僱員計之傷亡率	26.7	24.3	23.3	21.6	19.2	17.7	18.1	17.8	18.4	16.9



一九九八年至二零零七年所有經濟行業之職業傷亡個案及傷亡率
Occupational Injuries and Injury Rates in All Economic Activities in 1998 - 2007

