



Safety Hints for Heavy Vehicles Tyre Demounting and Inflation Work

- (A) **Conduct comprehensive risk assessment before work, identify hazards and prepare safe work method statements**



- ✓ Deflate the tyre completely before demounting work




- (B) **Note the following safety points:**

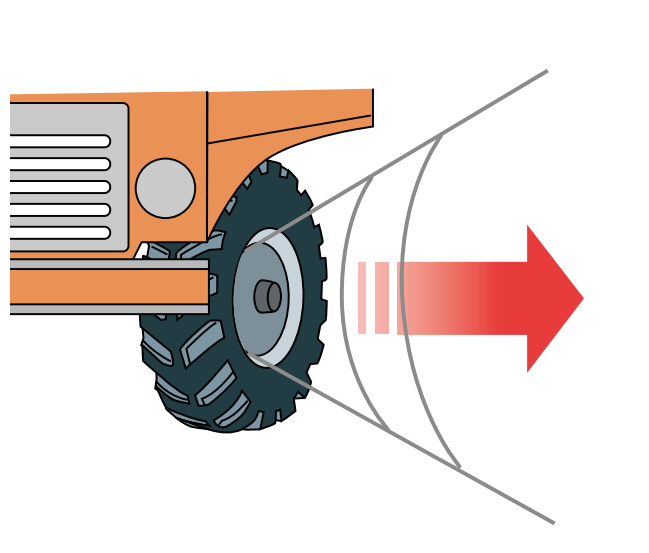
- ✓ Use mechanical aids to facilitate the removal and installation of tyres
- ✓ Follow the manufacturer's instructions and recommendations



- ✓ Fix the tyres with wedges and use the jack properly



- ✓ Stay out of the trajectory path when inflating a tyre



**Labour
Department**



**Occupational Safety and Health Enquiry and
Complaint Hotline : 2542 2172**

(All complaints will be treated in the strictest confidence)



"OSH 2.0"
Mobile Application



Online OSH
Complaint Form

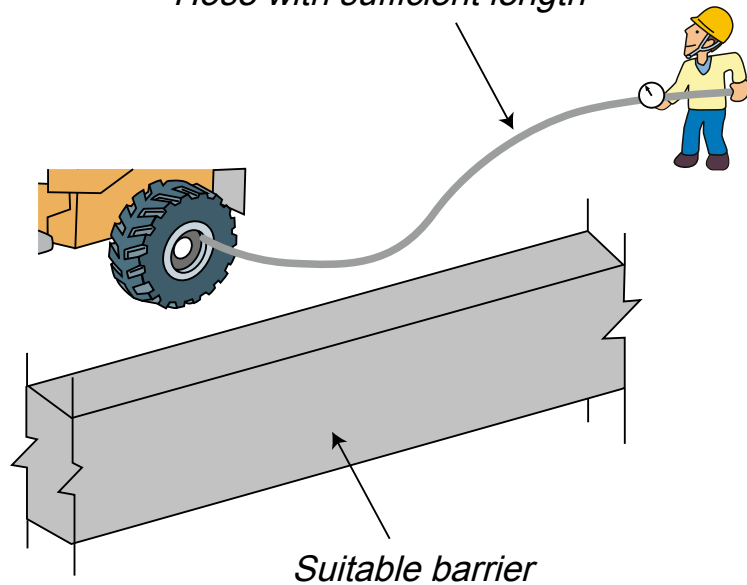


Leaflet

Safety Hints for Heavy Vehicles Tyre Demounting and Inflation Work

- ✓ Use suitable airline assembly (including clip-on chuck, in-line valve with pressure gauge and hose of sufficient length)

Hose with sufficient length



- ✓ Inspect tyre and wheel components prior to any assembly


✗ Never interchange tyre and wheel components

✗ Never apply heat source such as welding to tyre and wheel components


✗ Never inflate the tyre exceeding the recommended pressure

(C) The employer should provide safety related information, instruction, training and supervision to employees


- ✓ Use restraining devices



Safety cages



Safety frames



(D) The work must be carried out by competent persons with adequate training and experience

