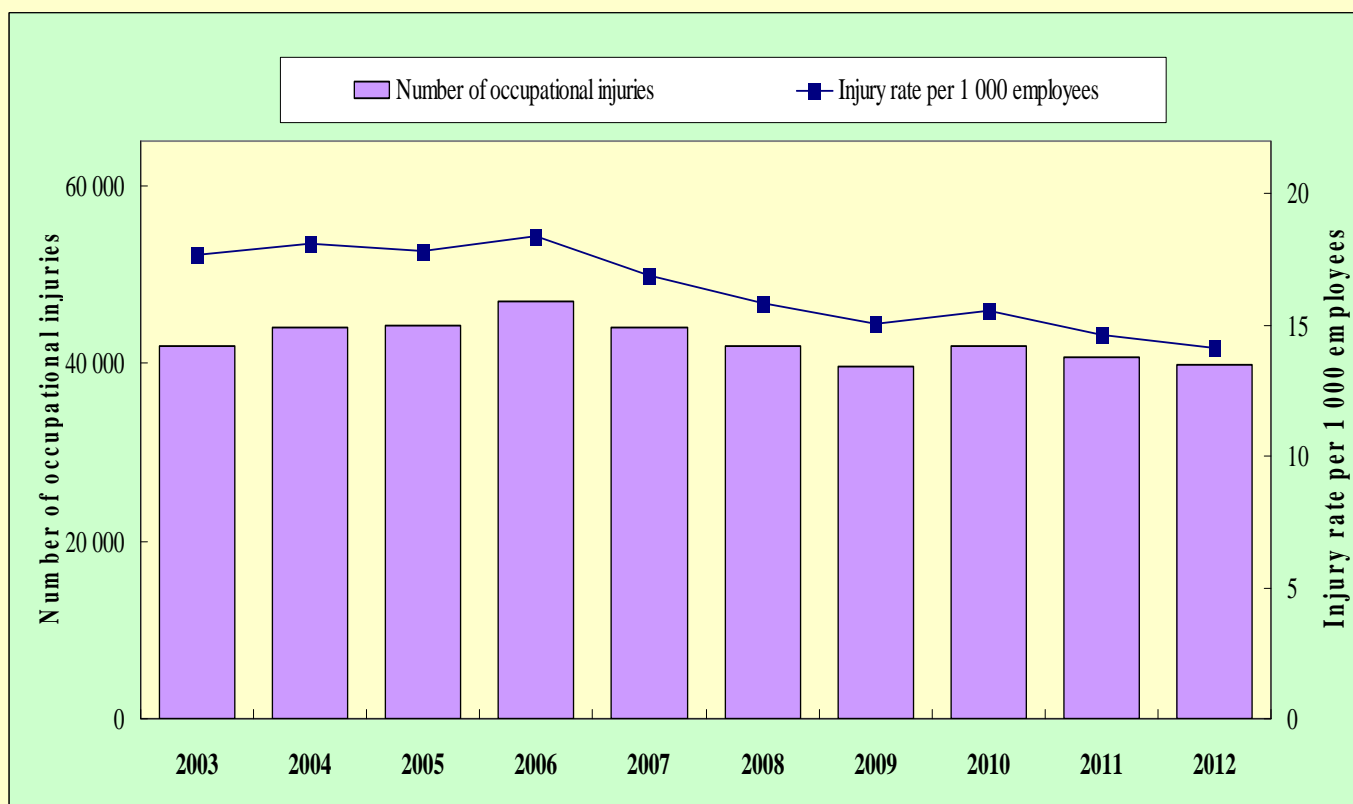


Occupational Safety and Health Statistics 2012



Occupational Safety and Health Branch
Labour Department
August 2013





Occupational Safety and Health Statistics

Introduction

Statistics in this section provide information and analysis on work-related accidents and occupational diseases in Hong Kong. They also provide recent accident trends by economic sectors and selected industries. Employers, employees and occupational safety and health practitioners may use them to measure the performance in their own organisations against the overall accident rates and the industry average. We hope that such information will help individual establishments manage their occupational safety and health programmes better and improve their safety performance.

Definitions and further information

Occupational injuries (including industrial accidents) are injury cases arising from work accidents, resulting in death or incapacity for work of over three days, and reported under the Employees' Compensation Ordinance.

Industrial accidents refer to injuries and deaths arising from industrial activities in industrial undertakings as defined under the Factories and Industrial Undertakings Ordinance.

Occupational diseases are the confirmed occupational diseases reported under the Employees' Compensation Ordinance, the Occupational Deafness (Compensation) Ordinance and the Pneumoconiosis and Mesothelioma (Compensation) Ordinance.

Injury rate per 1 000 employees is calculated by:

$$\frac{\text{Number of occupational injuries}}{\text{*Employment size}} \times 1\,000$$

Accident rate per 1 000 workers is calculated by:

$$\frac{\text{Number of industrial accidents}}{\text{*Employment size}} \times 1\,000$$

* Figures of employment size are based on the Quarterly Report of Employment and Vacancies Statistics published by the Census and Statistics Department.



The components that form the statistics may vary from country to country in respect of the legal requirements in the reporting of accidents and occupational diseases, the economic sectors covered and the definition of workforce. Accident and occupational disease statistics of different countries may not be directly comparable and should therefore be interpreted with care.

Note :

Since 2009, the Quarterly Survey of Employment and Vacancies conducted by the Census and Statistics Department has been enhanced to adopt the Hong Kong Standard Industrial Classification (HSIC) Version 2.0 to replace the HSIC Version 1.1 in compiling the statistics on the number of establishments, persons engaged and vacancies. Thenceforth all the statistics contained in the Quarterly Report of Employment and Vacancies Statistics are in HSIC Version 2.0.

The OSH statistics from 2009 onwards are compiled based on HSIC Version 2.0 and may not be strictly comparable to those published previously under HSIC Version 1.1.

For enquiry or further information relating to the accident statistics, please contact the Safety Management and Information Division at
Tel: 2815 0678 or Fax: 2541 8537

For enquiry or further information relating to occupational disease statistics, please contact the Occupational Medicine Division (Health Promotion) at
Tel: 2852 4041 or Fax: 2581 2049

For complaints regarding unsafe workplaces and practices,
please call the Safety Management and Information Division at Tel: 2542 2172
All complaints will be treated in the strictest confidence

Email : enquiry@labour.gov.hk

Web site: <http://www.labour.gov.hk>



Occupational Injuries in All Workplaces
in 2012
- analysed by Industry Section

二零一二年所有工作地點之職業傷亡個案 - 按行業主類分析


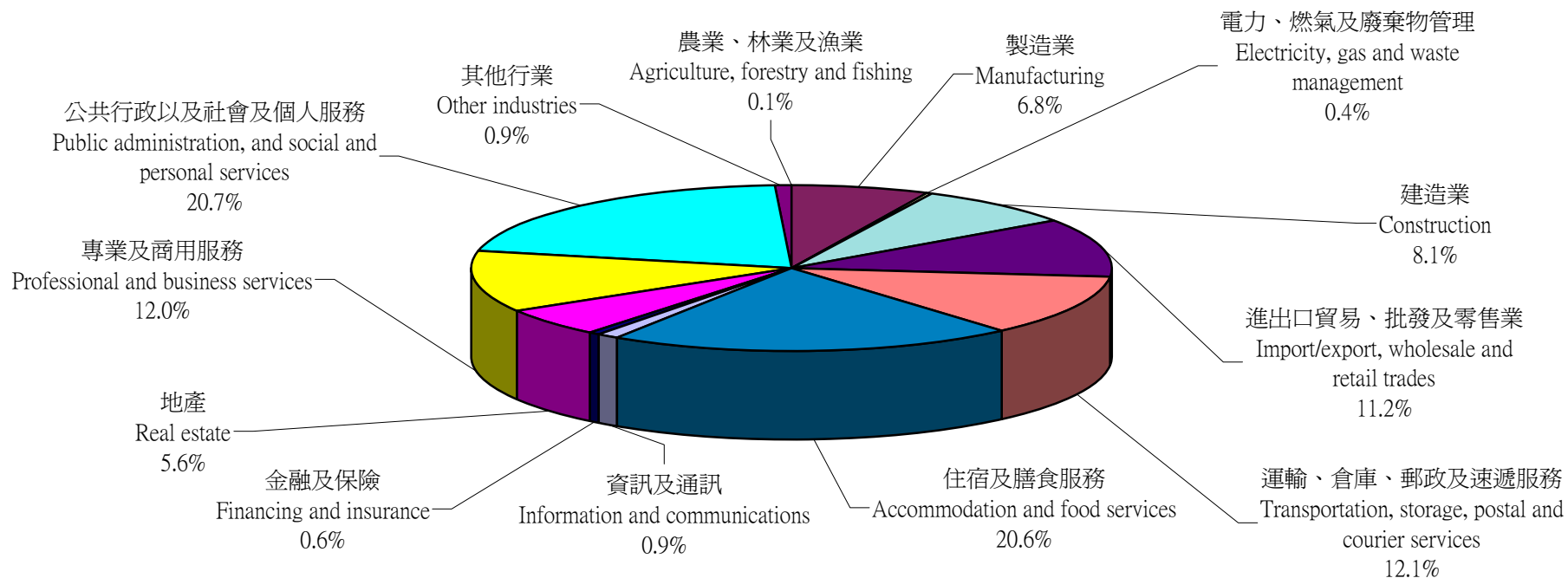
Industry Section 行業主類	2011 二零一一年	2012 二零一二年
Agriculture, forestry and fishing 農業、林業及漁業	22	18
Mining and quarrying 採礦及採石業	1	0
Manufacturing 製造業	2 757 (14)	2 723 (11)
Electricity, gas and waste management 電力、燃氣及廢棄物管理	212 (4)	179 (4)
Construction 建造業	3 188 (46)	3 252 (44)
Import/export, wholesale and retail trades 進出口貿易、批發及零售業	4 424 (12)	4 482 (30)
Transportation, storage, postal and courier services 運輸、倉庫、郵政及速遞服務	5 036 (29)	4 819 (18)
Accommodation and food services 住宿及膳食服務	9 144 (11)	8 233 (11)
Information and communications 資訊及通訊	372	355 (1)
Financing and insurance 金融及保險	199	234 (1)
Real estate 地產	2 080 (9)	2 245 (11)
Professional and business services 專業及商用服務	4 569 (39)	4 769 (45)
Public administration, and social and personal services 公共行政以及社會及個人服務	8 264 (23)	8 249 (14)
Other industries 其他行業	310 (4)	349 (6)
TOTAL 總數	40 578 (191)	39 907 (196)

- Notes:
- Occupational injuries (including industrial accidents) are injury cases arising from work accidents, resulting in death or incapacity for work of over three days, and reported under the Employees' Compensation Ordinance.
 - Figures in brackets denote the number of fatalities.
 - The above injury figures are recorded as at 28 March 2013.
 - The above statistics are compiled based on the Hong Kong Standard Industrial Classification Version 2.0.

- 註釋:
- 職業傷亡個案是指根據《僱員補償條例》呈報由工作意外引致死亡或失去工作能力三天以上的受傷個案(包括工業意外個案)。
 - 括號內的數字顯示死亡人數。
 - 上列傷亡數字為截至2013年3月28日所記錄的數字。
 - 以上的統計數字是按《香港標準行業分類2.0版》編製。



二零一二年所有工作地點之職業傷亡個案 - 按行業主類分析
Occupational Injuries in All Workplaces in 2012 - analysed by Industry Section





**Occupational Injuries in All Workplaces
in 2012
- analysed by Type of Accident**

二零一二年所有工作地點之職業傷亡個案 - 按意外類別分析

Type of Accident 意外類別		2011 二零一一年		2012 二零一二年	
Trapped in or between objects	受困於物件之內或物件之間	1 106	(1)	899	(2)
Injured whilst lifting or carrying	提舉或搬運物件時受傷	9 198		8 487	
Slip, trip or fall on same level	滑倒、絆倒或在同一高度跌倒	9 737		10 614	
Fall of person from height	人體從高處墮下	1 456	(21)	1 472	(31)
Striking against fixed or stationary object	與固定或不動的物件碰撞	3 258		3 446	(1)
Striking against or struck by moving object	被移動物件或與移動物件碰撞	3 658	(8)	4 115	(2)
Stepping on object	踏在物件上	182		108	
Exposure to or contact with harmful substance	暴露於有害物質中或接觸有害物質	257	(1)	263	
Contact with electricity or electric discharge	觸電或接觸放出的電流	22	(2)	37	(7)
Trapped by collapsing or overturning object	受困於倒塌或翻側的物件	10	(3)	11	(1)
Struck by falling object	遭墮下的物件撞擊	331	(3)	308	(1)
Struck by moving vehicle	遭移動中的車輛撞倒	2 433	(30)	2 165	(23)
Contact with moving machinery or object being machined	觸及開動中的機器或觸及以機器製造中的物件	694		658	
Drowning	遇溺	2	(2)	1	(1)
Exposure to fire	火警燒傷	57		31	
Exposure to explosion	爆炸受傷	17	(1)	11	
Injured by hand tool	被手工具所傷	3 038		2 577	
Injured by fall of ground	泥土傾瀉受傷	1		4	(1)
Asphyxiation	窒息	0		0	
Contact with hot surface or substance	觸及灼熱表面或物質	2 289		2 060	
Injured by animal	被動物所傷	428		374	
Injured in workplace violence	於工作場所暴力事件中受傷	829	(2)	845	(2)
Others	其他類別	1 575	(117)	1 421	(124)
TOTAL	總數	40 578	(191)	39 907	(196)

Notes:

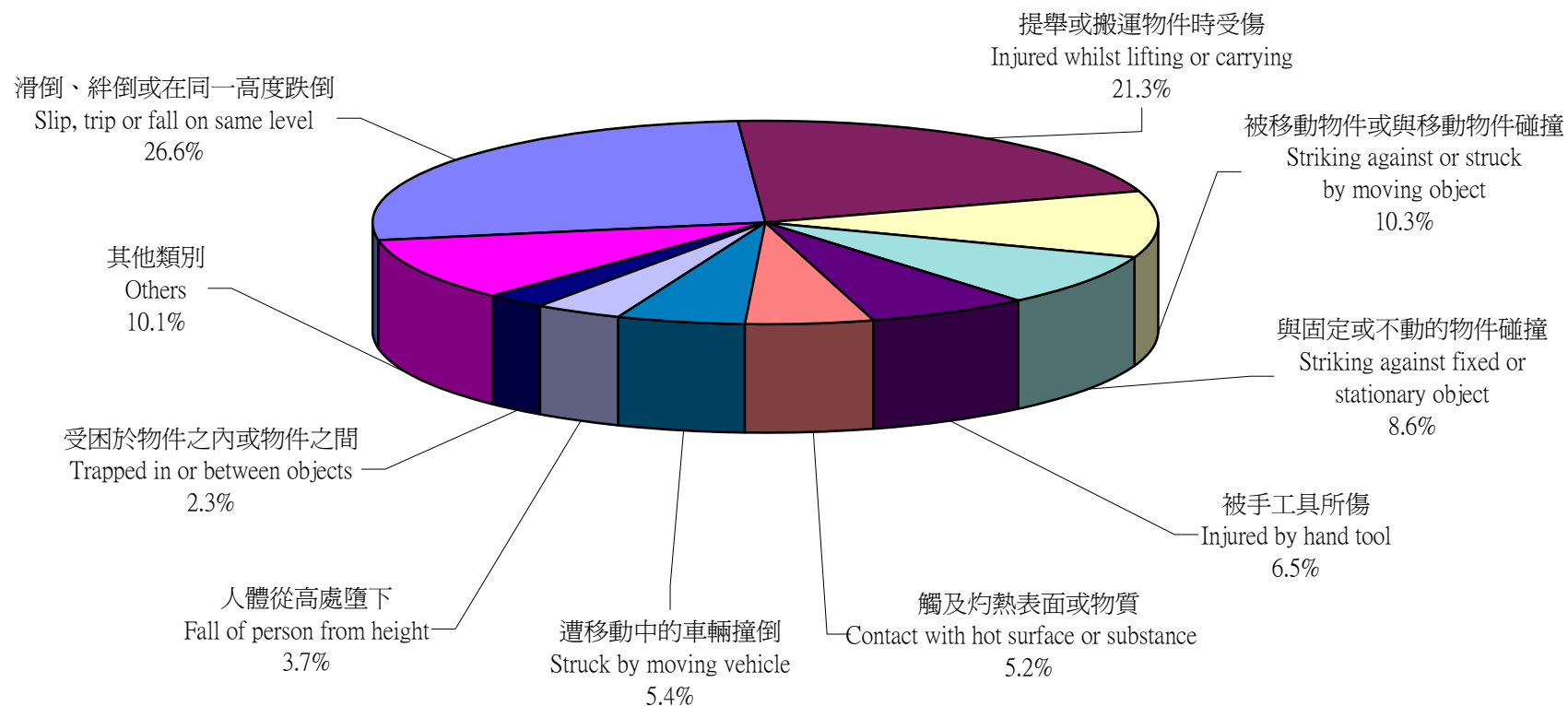
- Occupational injuries (including industrial accidents) are injury cases arising from work accidents, resulting in death or incapacity for work of over three days, and reported under the Employees' Compensation Ordinance.
- Figures in brackets denote the number of fatalities.
- The above injury figures are recorded as at 28 March 2013.

註釋:

- 職業傷亡個案是指根據《僱員補償條例》呈報由工作意外引致死亡或失去工作能力三天以上的受傷個案(包括工業意外個案)。
- 括號內的數字顯示死亡人數。
- 上列傷亡數字為截至2013年3月28日所記錄的數字。



二零一二年所有工作地點之職業傷亡個案 - 以意外類別分析
Occupational Injuries in All Workplaces in 2012 - analysed by Type of Accident



Slip, trip or fall on same level 滑倒、絆倒或在同一高度跌倒	Injured whilst lifting or carrying 提舉或搬運物件時受傷
Striking against or struck by moving object 被移動物件或與移動物件碰撞	Striking against fixed or stationary object 與固定或不動的物件碰撞
Injured by hand tool 被手工具所傷	Contact with hot surface or substance 觸及灼熱表面或物質
Struck by moving vehicle 遭移動中的車輛撞倒	Fall of person from height 人體從高處墮下
Trapped in or between objects 受困於物件之內或物件之間	Others 其他類別

Occupational Injuries in Manufacturing Industry
in 2012

- analysed by Type of Accident

二零一二年製造業之職業傷亡個案 - 按意外類別分析

Type of Accident 意外類別		2011 二零一一年	2012 二零一二年
Trapped in or between objects	受困於物件之內或物件之間	100	59
Injured whilst lifting or carrying	提舉或搬運物件時受傷	742	774
Slip, trip or fall on same level	滑倒、絆倒或在同一高度跌倒	541	553
Fall of person from height	人體從高處墮下	82 (1)	64 (1)
Striking against fixed or stationary object	與固定或不動的物件碰撞	253	248
Striking against or struck by moving object	被移動物件或與移動物件碰撞	291 (4)	362
Stepping on object	踏在物件上	11	3
Exposure to or contact with harmful substance	暴露於有害物質中或接觸有害物質	34	20
Contact with electricity or electric discharge	觸電或接觸放出的電流	2	1
Trapped by collapsing or overturning object	受困於倒塌或翻側的物件	1	1
Struck by falling object	遭墮下的物件撞擊	19	22
Struck by moving vehicle	遭移動中的車輛撞倒	133 (2)	115 (4)
Contact with moving machinery or object being machined	觸及開動中的機器或觸及以機器製造中的物件	200	192
Drowning	遇溺	0	0
Exposure to fire	火警燒傷	1	2
Exposure to explosion	爆炸受傷	1	2
Injured by hand tool	被手工具所傷	163	134
Injured by fall of ground	泥土傾瀉受傷	0	0
Asphyxiation	窒息	0	0
Contact with hot surface or substance	觸及灼熱表面或物質	110	114
Injured by animal	被動物所傷	1	3
Injured in workplace violence	於工作場所暴力事件中受傷	4	5
Others	其他類別	68 (7)	49 (6)
TOTAL	總數	2 757 (14)	2 723 (11)

Notes:

- Occupational injuries (including industrial accidents) are injury cases arising from work accidents, resulting in death or incapacity for work of over three days, and reported under the Employees' Compensation Ordinance.
- Figures in brackets denote the number of fatalities.
- The above injury figures are recorded as at 28 March 2013.

註釋:

- 職業傷亡個案是指根據《僱員補償條例》呈報由工作意外引致死亡或失去工作能力三天以上的受傷個案(包括工業意外個案)。
- 括號內的數字顯示死亡人數。
- 上列傷亡數字為截至2013年3月28日所記錄的數字。



Occupational Injuries in Construction Industry in 2012

- analysed by Type of Accident

二零一二年建造業之職業傷亡個案 - 按意外類別分析

Type of Accident 意外類別		2011 二零一一年		2012 二零一二年	
Trapped in or between objects	受困於物件之內或物件之間	106	(1)	114	(1)
Injured whilst lifting or carrying	提舉或搬運物件時受傷	606		525	
Slip, trip or fall on same level	滑倒、絆倒或在同一高度跌倒	649		738	
Fall of person from height	人體從高處墮下	390	(10)	429	(15)
Striking against fixed or stationary object	與固定或不動的物件碰撞	280		295	(1)
Striking against or struck by moving object	被移動物件或與移動物件碰撞	522	(3)	551	(2)
Stepping on object	踏在物件上	30		18	
Exposure to or contact with harmful substance	暴露於有害物質中或接觸有害物質	20		20	
Contact with electricity or electric discharge	觸電或接觸放出的電流	6	(2)	17	(7)
Trapped by collapsing or overturning object	受困於倒塌或翻側的物件	8	(2)	6	
Struck by falling object	遭墮下的物件撞擊	73	(3)	56	
Struck by moving vehicle	遭移動中的車輛撞倒	25	(2)	19	(1)
Contact with moving machinery or object being machined	觸及開動中的機器或觸及以機器製造中的物件	216		234	
Drowning	遇溺	1	(1)	0	
Exposure to fire	火警燒傷	11		7	
Exposure to explosion	爆炸受傷	9	(1)	4	
Injured by hand tool	被手工具所傷	117		96	
Injured by fall of ground	泥土傾瀉受傷	1		4	(1)
Asphyxiation	窒息	0		0	
Contact with hot surface or substance	觸及灼熱表面或物質	20		23	
Injured by animal	被動物所傷	4		1	
Injured in workplace violence	於工作場所暴力事件中受傷	7	(1)	7	
Others	其他類別	87	(20)	88	(16)
TOTAL	總數	3 188	(46)	3 252	(44)

Notes:

- Occupational injuries (including industrial accidents) are injury cases arising from work accidents, resulting in death or incapacity for work of over three days, and reported under the Employees' Compensation Ordinance.
- Figures in brackets denote the number of fatalities.
- The above injury figures are recorded as at 28 March 2013.

註釋:

- 職業傷亡個案是指根據《僱員補償條例》呈報由工作意外引致死亡或失去工作能力三天以上的受傷個案（包括工業意外個案）。
- 括號內的數字顯示死亡人數。
- 上列傷亡數字為截至2013年3月28日所記錄的數字。



Occupational Injuries in Food and Beverage Services in 2012

- analysed by Type of Accident

二零一二年餐飲服務業之職業傷亡個案 - 按意外類別分析

Type of Accident 意外類別		2011 二零一一年	2012 二零一二年
Trapped in or between objects	受困於物件之內或物件之間	96	78
Injured whilst lifting or carrying	提舉或搬運物件時受傷	1 240	979
Slip, trip or fall on same level	滑倒、絆倒或在同一高度跌倒	1 286	1 247
Fall of person from height	人體從高處墮下	40 (1)	43 (1)
Striking against fixed or stationary object	與固定或不動的物件碰撞	737	709
Striking against or struck by moving object	被移動物件或與移動物件碰撞	358	351
Stepping on object	踏在物件上	7	1
Exposure to or contact with harmful substance	暴露於有害物質中或接觸有害物質	65	43
Contact with electricity or electric discharge	觸電或接觸放出的電流	3	2
Trapped by collapsing or overturning object	受困於倒塌或翻側的物件	0	1
Struck by falling object	遭墮下的物件撞擊	29	24
Struck by moving vehicle	遭移動中的車輛撞倒	306 (1)	280
Contact with moving machinery or object being machined	觸及開動中的機器或觸及以機器製造中的物件	85	67
Drowning	遇溺	0	0
Exposure to fire	火警燒傷	21	8
Exposure to explosion	爆炸受傷	0	0
Injured by hand tool	被手工具所傷	1 679	1 409
Injured by fall of ground	泥土傾瀉受傷	0	0
Asphyxiation	窒息	0	0
Contact with hot surface or substance	觸及灼熱表面或物質	1 670	1 443
Injured by animal	被動物所傷	15	19
Injured in workplace violence	於工作場所暴力事件中受傷	38	31
Others	其他類別	95 (7)	103 (10)
TOTAL	總數	7 770 (9)	6 838 (11)

Notes:

- Occupational injuries (including industrial accidents) are injury cases arising from work accidents, resulting in death or incapacity for work of over three days, and reported under the Employees' Compensation Ordinance.
- Figures in brackets denote the number of fatalities.
- The above injury figures are recorded as at 28 March 2013.

註釋:

- 職業傷亡個案是指根據《僱員補償條例》呈報由工作意外引致死亡或失去工作能力三天以上的受傷個案(包括工業意外個案)。
- 括號內的數字顯示死亡人數。
- 上列傷亡數字為截至2013年3月28日所記錄的數字。



**Occupational Injuries in Import and Export Trade
in 2012
- analysed by Type of Accident**

二零一二年進出口貿易業之職業傷亡個案 - 按意外類別分析

Type of Accident 意外類別		2011 二零一一年	2012 二零一二年
Trapped in or between objects	受困於物件之內或物件之間	15	24
Injured whilst lifting or carrying	提舉或搬運物件時受傷	385	344
Slip, trip or fall on same level	滑倒、絆倒或在同一高度跌倒	364	389
Fall of person from height	人體從高處墮下	53	69 (2)
Striking against fixed or stationary object	與固定或不動的物件碰撞	87	80
Striking against or struck by moving object	被移動物件或與移動物件碰撞	112	139
Stepping on object	踏在物件上	5	7
Exposure to or contact with harmful substance	暴露於有害物質中或接觸有害物質	5	3
Contact with electricity or electric discharge	觸電或接觸放出的電流	1	0
Trapped by collapsing or overturning object	受困於倒塌或翻側的物件	0	0
Struck by falling object	遭墮下的物件撞擊	11	14
Struck by moving vehicle	遭移動中的車輛撞倒	129 (3)	114 (2)
Contact with moving machinery or object being machined	觸及開動中的機器或觸及以機器製造中的物件	11	14
Drowning	遇溺	0	0
Exposure to fire	火警燒傷	1	0
Exposure to explosion	爆炸受傷	1	0
Injured by hand tool	被手工具所傷	39	34
Injured by fall of ground	泥土傾瀉受傷	0	0
Asphyxiation	窒息	0	0
Contact with hot surface or substance	觸及灼熱表面或物質	7	15
Injured by animal	被動物所傷	4	6
Injured in workplace violence	於工作場所暴力事件中受傷	7	8
Others	其他類別	66 (7)	54 (15)
TOTAL	總數	1 303 (10)	1 314 (19)

Notes:

- Occupational injuries (including industrial accidents) are injury cases arising from work accidents, resulting in death or incapacity for work of over three days, and reported under the Employees' Compensation Ordinance.
- Figures in brackets denote the number of fatalities.
- The above injury figures are recorded as at 28 March 2013.

註釋:

- 職業傷亡個案是指根據《僱員補償條例》呈報由工作意外引致死亡或失去工作能力三天以上的受傷個案（包括工業意外個案）。
- 括號內的數字顯示死亡人數。
- 上列傷亡數字為截至2013年3月28日所記錄的數字。



**Occupational Injuries in Wholesale
in 2012
- analysed by Type of Accident**

二零一二年批發業之職業傷亡個案 - 按意外類別分析

Type of Accident 意外類別		2011 二零一一年	2012 二零一二年
Trapped in or between objects	受困於物件之內或物件之間	15	15
Injured whilst lifting or carrying	提舉或搬運物件時受傷	152	138
Slip, trip or fall on same level	滑倒、絆倒或在同一高度跌倒	86	101
Fall of person from height	人體從高處墮下	26	33
Striking against fixed or stationary object	與固定或不動的物件碰撞	33	42
Striking against or struck by moving object	被移動物件或與移動物件碰撞	58	44
Stepping on object	踏在物件上	9	2
Exposure to or contact with harmful substance	暴露於有害物質中或接觸有害物質	3	0
Contact with electricity or electric discharge	觸電或接觸放出的電流	0	0
Trapped by collapsing or overturning object	受困於倒塌或翻側的物件	0	0
Struck by falling object	遭墮下的物件撞擊	6	2
Struck by moving vehicle	遭移動中的車輛撞倒	47	35 (2)
Contact with moving machinery or object being machined	觸及開動中的機器或觸及以機器製造中的物件	15	11
Drowning	遇溺	0	0
Exposure to fire	火警燒傷	0	0
Exposure to explosion	爆炸受傷	0	0
Injured by hand tool	被手工具所傷	12	28
Injured by fall of ground	泥土傾瀉受傷	0	0
Asphyxiation	窒息	0	0
Contact with hot surface or substance	觸及灼熱表面或物質	5	6
Injured by animal	被動物所傷	2	2
Injured in workplace violence	於工作場所暴力事件中受傷	0	1
Others	其他類別	6	16 (5)
TOTAL	總數	475	476 (7)

Notes:

- Occupational injuries (including industrial accidents) are injury cases arising from work accidents, resulting in death or incapacity for work of over three days, and reported under the Employees' Compensation Ordinance.
- Figures in brackets denote the number of fatalities.
- The above injury figures are recorded as at 28 March 2013.

註釋:

- 職業傷亡個案是指根據《僱員補償條例》呈報由工作意外引致死亡或失去工作能力三天以上的受傷個案（包括工業意外個案）。
- 括號內的數字顯示死亡人數。
- 上列傷亡數字為截至2013年3月28日所記錄的數字。



**Occupational Injuries in Retail Trade
in 2012
- analysed by Type of Accident**

二零一二年零售業之職業傷亡個案 - 按意外類別分析

Type of Accident 意外類別		2011 二零一一年	2012 二零一二年
Trapped in or between objects	受困於物件之內或物件之間	48	43
Injured whilst lifting or carrying	提舉或搬運物件時受傷	803	809
Slip, trip or fall on same level	滑倒、絆倒或在同一高度跌倒	545	613
Fall of person from height	人體從高處墮下	160	148
Striking against fixed or stationary object	與固定或不動的物件碰撞	181	210
Striking against or struck by moving object	被移動物件或與移動物件碰撞	267	318
Stepping on object	踏在物件上	15	12
Exposure to or contact with harmful substance	暴露於有害物質中或接觸有害物質	2	5
Contact with electricity or electric discharge	觸電或接觸放出的電流	2	3
Trapped by collapsing or overturning object	受困於倒塌或翻側的物件	0	0
Struck by falling object	遭墮下的物件撞擊	35	37
Struck by moving vehicle	遭移動中的車輛撞倒	103	88
Contact with moving machinery or object being machined	觸及開動中的機器或觸及以機器製造中的物件	50	31
Drowning	遇溺	1	0
Exposure to fire	火警燒傷	0	1
Exposure to explosion	爆炸受傷	1	0
Injured by hand tool	被手工具所傷	297	233
Injured by fall of ground	泥土傾瀉受傷	0	0
Asphyxiation	窒息	0	0
Contact with hot surface or substance	觸及灼熱表面或物質	32	44
Injured by animal	被動物所傷	9	5
Injured in workplace violence	於工作場所暴力事件中受傷	26	33
Others	其他類別	69	59
TOTAL	總數	2 646	2 692

Notes:

- Occupational injuries (including industrial accidents) are injury cases arising from work accidents, resulting in death or incapacity for work of over three days, and reported under the Employees' Compensation Ordinance.
- Figures in brackets denote the number of fatalities.
- The above injury figures are recorded as at 28 March 2013.

註釋:

- 職業傷亡個案是指根據《僱員補償條例》呈報由工作意外引致死亡或失去工作能力三天以上的受傷個案(包括工業意外個案)。
- 括號內的數字顯示死亡人數。
- 上列傷亡數字為截至2013年3月28日所記錄的數字。



Occupational Injuries in Transport, Warehousing and Support Services for Transportation in 2012

- analysed by Type of Accident

二零一二年運輸、貨倉及運輸輔助服務業之職業傷亡個案 - 按意外類別分析

Type of Accident 意外類別		2011 二零一一年	2012 二零一二年
Trapped in or between objects	受困於物件之內或物件之間	181	107 (1)
Injured whilst lifting or carrying	提舉或搬運物件時受傷	1 322	1 230
Slip, trip or fall on same level	滑倒、絆倒或在同一高度跌倒	1 039	1 126
Fall of person from height	人體從高處墮下	216 (1)	162 (3)
Striking against fixed or stationary object	與固定或不動的物件碰撞	340	355
Striking against or struck by moving object	被移動物件或與移動物件碰撞	552	591
Stepping on object	踏在物件上	29	11
Exposure to or contact with harmful substance	暴露於有害物質中或接觸有害物質	7	11
Contact with electricity or electric discharge	觸電或接觸放出的電流	2	2
Trapped by collapsing or overturning object	受困於倒塌或翻側的物件	0	0
Struck by falling object	遭墮下的物件撞擊	42	30
Struck by moving vehicle	遭移動中的車輛撞倒	691 (11)	656 (5)
Contact with moving machinery or object being machined	觸及開動中的機器或觸及以機器製造中的物件	14	12
Drowning	遇溺	0	1 (1)
Exposure to fire	火警燒傷	2	0
Exposure to explosion	爆炸受傷	1	0
Injured by hand tool	被手工具所傷	52	31
Injured by fall of ground	泥土傾瀉受傷	0	0
Asphyxiation	窒息	0	0
Contact with hot surface or substance	觸及灼熱表面或物質	40	47
Injured by animal	被動物所傷	21	14
Injured in workplace violence	於工作場所暴力事件中受傷	89 (1)	91
Others	其他類別	191 (16)	145 (8)
TOTAL	總數	4 831 (29)	4 622 (18)

Notes:

- Occupational injuries (including industrial accidents) are injury cases arising from work accidents, resulting in death or incapacity for work of over three days, and reported under the Employees' Compensation Ordinance.
- Figures in brackets denote the number of fatalities.
- The above injury figures are recorded as at 28 March 2013.

註釋:

- 職業傷亡個案是指根據《僱員補償條例》呈報由工作意外引致死亡或失去工作能力三天以上的受傷個案（包括工業意外個案）。
- 括號內的數字顯示死亡人數。
- 上列傷亡數字為截至2013年3月28日所記錄的數字。



**Occupational Injuries in Accommodation Services
in 2012
- analysed by Type of Accident**

二零一二年住宿服務業之職業傷亡個案 - 按意外類別分析

Type of Accident 意外類別		2011 二零一一年	2012 二零一二年
Trapped in or between objects	受困於物件之內或物件之間	59	48
Injured whilst lifting or carrying	提舉或搬運物件時受傷	315	276
Slip, trip or fall on same level	滑倒、絆倒或在同一高度跌倒	258	290
Fall of person from height	人體從高處墮下	18	23
Striking against fixed or stationary object	與固定或不動的物件碰撞	224	261
Striking against or struck by moving object	被移動物件或與移動物件碰撞	121	159
Stepping on object	踏在物件上	5	3
Exposure to or contact with harmful substance	暴露於有害物質中或接觸有害物質	21	15
Contact with electricity or electric discharge	觸電或接觸放出的電流	1	2
Trapped by collapsing or overturning object	受困於倒塌或翻側的物件	0	0
Struck by falling object	遭墮下的物件撞擊	6	17
Struck by moving vehicle	遭移動中的車輛撞倒	30	20
Contact with moving machinery or object being machined	觸及開動中的機器或觸及以機器製造中的物件	15	8
Drowning	遇溺	0	0
Exposure to fire	火警燒傷	1	1
Exposure to explosion	爆炸受傷	0	0
Injured by hand tool	被手工具所傷	162	157
Injured by fall of ground	泥土傾瀉受傷	0	0
Asphyxiation	窒息	0	0
Contact with hot surface or substance	觸及灼熱表面或物質	97	81
Injured by animal	被動物所傷	3	0
Injured in workplace violence	於工作場所暴力事件中受傷	2	4
Others	其他類別	36 (2)	30
TOTAL	總數	1 374 (2)	1 395

Notes:

- Occupational injuries (including industrial accidents) are injury cases arising from work accidents, resulting in death or incapacity for work of over three days, and reported under the Employees' Compensation Ordinance.
- Figures in brackets denote the number of fatalities.
- The above injury figures are recorded as at 28 March 2013.

註釋:

- 職業傷亡個案是指根據《僱員補償條例》呈報由工作意外引致死亡或失去工作能力三天以上的受傷個案(包括工業意外個案)。
- 括號內的數字顯示死亡人數。
- 上列傷亡數字為截至2013年3月28日所記錄的數字。



Occupational Injuries in Information and Communications in 2012

- analysed by Type of Accident

二零一二年資訊及通訊業之職業傷亡個案 - 按意外類別分析

Type of Accident 意外類別	2011 二零一一年	2012 二零一二年
Trapped in or between objects 受困於物件之內或物件之間	8	7
Injured whilst lifting or carrying 提舉或搬運物件時受傷	56	70
Slip, trip or fall on same level 滑倒、絆倒或在同一高度跌倒	126	114
Fall of person from height 人體從高處墮下	21	20
Striking against fixed or stationary object 與固定或不動的物件碰撞	37	24
Striking against or struck by moving object 被移動物件或與移動物件碰撞	29	42
Stepping on object 踏在物件上	1	2
Exposure to or contact with harmful substance 暴露於有害物質中或接觸有害物質	0	0
Contact with electricity or electric discharge 觸電或接觸放出的電流	0	1
Trapped by collapsing or overturning object 受困於倒塌或翻側的物件	0	0
Struck by falling object 遭墮下的物件撞擊	10	6
Struck by moving vehicle 遭移動中的車輛撞倒	32	39
Contact with moving machinery or object being machined 觸及開動中的機器或觸及以機器製造中的物件	2	1
Drowning 遇溺	0	0
Exposure to fire 火警燒傷	0	0
Exposure to explosion 爆炸受傷	1	0
Injured by hand tool 被手工具所傷	8	4
Injured by fall of ground 泥土傾瀉受傷	0	0
Asphyxiation 窒息	0	0
Contact with hot surface or substance 觸及灼熱表面或物質	3	0
Injured by animal 被動物所傷	7	2
Injured in workplace violence 於工作場所暴力事件中受傷	8	7
Others 其他類別	23	16 (1)
TOTAL 總數	372	355 (1)

Notes:

- Occupational injuries (including industrial accidents) are injury cases arising from work accidents, resulting in death or incapacity for work of over three days, and reported under the Employees' Compensation Ordinance.
- Figures in brackets denote the number of fatalities.
- The above injury figures are recorded as at 28 March 2013.

註釋:

- 職業傷亡個案是指根據《僱員補償條例》呈報由工作意外引致死亡或失去工作能力三天以上的受傷個案(包括工業意外個案)。
- 括號內的數字顯示死亡人數。
- 上列傷亡數字為截至2013年3月28日所記錄的數字。



Occupational Injuries in Financing and Insurance in 2012

- analysed by Type of Accident

二零一二年金融及保險業之職業傷亡個案 - 按意外類別分析

Type of Accident 意外類別	2011 二零一一年	2012 二零一二年
Trapped in or between objects 受困於物件之內或物件之間	2	7
Injured whilst lifting or carrying 提舉或搬運物件時受傷	23	33
Slip, trip or fall on same level 滑倒、絆倒或在同一高度跌倒	97	106
Fall of person from height 人體從高處墮下	5	7
Striking against fixed or stationary object 與固定或不動的物件碰撞	12	14
Striking against or struck by moving object 被移動物件或與移動物件碰撞	18	19
Stepping on object 踏在物件上	1	1
Exposure to or contact with harmful substance 暴露於有害物質中或接觸有害物質	0	1
Contact with electricity or electric discharge 觸電或接觸放出的電流	0	0
Trapped by collapsing or overturning object 受困於倒塌或翻側的物件	0	0
Struck by falling object 遭墮下的物件撞擊	1	2
Struck by moving vehicle 遭移動中的車輛撞倒	10	13
Contact with moving machinery or object being machined 觸及開動中的機器或觸及以機器製造中的物件	1	2
Drowning 遇溺	0	0
Exposure to fire 火警燒傷	0	0
Exposure to explosion 爆炸受傷	0	0
Injured by hand tool 被手工具所傷	2	1
Injured by fall of ground 泥土傾瀉受傷	0	0
Asphyxiation 窒息	0	0
Contact with hot surface or substance 觸及灼熱表面或物質	6	3
Injured by animal 被動物所傷	0	0
Injured in workplace violence 於工作場所暴力事件中受傷	2	4
Others 其他類別	19	21 (1)
TOTAL 總數	199	234 (1)

Notes:

- Occupational injuries (including industrial accidents) are injury cases arising from work accidents, resulting in death or incapacity for work of over three days, and reported under the Employees' Compensation Ordinance.
- Figures in brackets denote the number of fatalities.
- The above injury figures are recorded as at 28 March 2013.

註釋:

- 職業傷亡個案是指根據《僱員補償條例》呈報由工作意外引致死亡或失去工作能力三天以上的受傷個案(包括工業意外個案)。
- 括號內的數字顯示死亡人數。
- 上列傷亡數字為截至2013年3月28日所記錄的數字。



**Occupational Injuries in Real Estate
in 2012
- analysed by Type of Accident**

二零一二年地產業之職業傷亡個案 - 按意外類別分析

Type of Accident 意外類別		2011 二零一一年	2012 二零一二年
Trapped in or between objects	受困於物件之內或物件之間	61	56
Injured whilst lifting or carrying	提舉或搬運物件時受傷	366	289
Slip, trip or fall on same level	滑倒、絆倒或在同一高度跌倒	929	1 067
Fall of person from height	人體從高處墮下	61	76 (2)
Striking against fixed or stationary object	與固定或不動的物件碰撞	138	188
Striking against or struck by moving object	被移動物件或與移動物件碰撞	162	190
Stepping on object	踏在物件上	6	10
Exposure to or contact with harmful substance	暴露於有害物質中或接觸有害物質	7	10
Contact with electricity or electric discharge	觸電或接觸放出的電流	1	5
Trapped by collapsing or overturning object	受困於倒塌或翻側的物件	0	0
Struck by falling object	遭墮下的物件撞擊	17	20
Struck by moving vehicle	遭移動中的車輛撞倒	55	61
Contact with moving machinery or object being machined	觸及開動中的機器或觸及以機器製造中的物件	11	13
Drowning	遇溺	0	0
Exposure to fire	火警燒傷	0	0
Exposure to explosion	爆炸受傷	0	0
Injured by hand tool	被手工具所傷	39	39
Injured by fall of ground	泥土傾瀉受傷	0	0
Asphyxiation	窒息	0	0
Contact with hot surface or substance	觸及灼熱表面或物質	14	24
Injured by animal	被動物所傷	37	25
Injured in workplace violence	於工作場所暴力事件中受傷	74	70 (1)
Others	其他類別	102 (9)	102 (8)
TOTAL	總數	2 080 (9)	2 245 (11)

Notes:

- Occupational injuries (including industrial accidents) are injury cases arising from work accidents, resulting in death or incapacity for work of over three days, and reported under the Employees' Compensation Ordinance.
- Figures in brackets denote the number of fatalities.
- The above injury figures are recorded as at 28 March 2013.

註釋:

- 職業傷亡個案是指根據《僱員補償條例》呈報由工作意外引致死亡或失去工作能力三天以上的受傷個案(包括工業意外個案)。
- 括號內的數字顯示死亡人數。
- 上列傷亡數字為截至2013年3月28日所記錄的數字。



**Occupational Injuries in Education
in 2012
- analysed by Type of Accident**

二零一二年教育之職業傷亡個案 - 按意外類別分析

Type of Accident 意外類別		2011 二零一一年	2012 二零一二年
Trapped in or between objects	受困於物件之內或物件之間	27	23
Injured whilst lifting or carrying	提舉或搬運物件時受傷	294	322
Slip, trip or fall on same level	滑倒、絆倒或在同一高度跌倒	472	544
Fall of person from height	人體從高處墮下	52	72
Striking against fixed or stationary object	與固定或不動的物件碰撞	57	71
Striking against or struck by moving object	被移動物件或與移動物件碰撞	139	137
Stepping on object	踏在物件上	4	1
Exposure to or contact with harmful substance	暴露於有害物質中或接觸有害物質	5	10
Contact with electricity or electric discharge	觸電或接觸放出的電流	1	0
Trapped by collapsing or overturning object	受困於倒塌或翻側的物件	0	0
Struck by falling object	遭墮下的物件撞擊	7	6
Struck by moving vehicle	遭移動中的車輛撞倒	33 (1)	18
Contact with moving machinery or object being machined	觸及開動中的機器或觸及以機器製造中的物件	3	3
Drowning	遇溺	0	0
Exposure to fire	火警燒傷	0	1
Exposure to explosion	爆炸受傷	0	2
Injured by hand tool	被手工具所傷	31	36
Injured by fall of ground	泥土傾瀉受傷	0	0
Asphyxiation	窒息	0	0
Contact with hot surface or substance	觸及灼熱表面或物質	24	24
Injured by animal	被動物所傷	9	7
Injured in workplace violence	於工作場所暴力事件中受傷	37	42
Others	其他類別	115 (4)	96 (2)
TOTAL	總數	1 310 (5)	1 415 (2)

Notes:

- Occupational injuries (including industrial accidents) are injury cases arising from work accidents, resulting in death or incapacity for work of over three days, and reported under the Employees' Compensation Ordinance.
- Figures in brackets denote the number of fatalities.
- The above injury figures are recorded as at 28 March 2013.

註釋:

- 職業傷亡個案是指根據《僱員補償條例》呈報由工作意外引致死亡或失去工作能力三天以上的受傷個案(包括工業意外個案)。
- 括號內的數字顯示死亡人數。
- 上列傷亡數字為截至2013年3月28日所記錄的數字。



**Occupational Injuries in Human Health Services
in 2012
- analysed by Type of Accident**

二零一二年人類保健服務業之職業傷亡個案 - 按意外類別分析

Type of Accident 意外類別	2011 二零一一年	2012 二零一二年
Trapped in or between objects 受困於物件之內或物件之間	33	36
Injured whilst lifting or carrying 提舉或搬運物件時受傷	551	519
Slip, trip or fall on same level 滑倒、絆倒或在同一高度跌倒	367	384
Fall of person from height 人體從高處墮下	14	17 (1)
Striking against fixed or stationary object 與固定或不動的物件碰撞	93	126
Striking against or struck by moving object 被移動物件或與移動物件碰撞	99	150
Stepping on object 踏在物件上	4	4
Exposure to or contact with harmful substance 暴露於有害物質中或接觸有害物質	13	24
Contact with electricity or electric discharge 觸電或接觸放出的電流	0	0
Trapped by collapsing or overturning object 受困於倒塌或翻側的物件	0	0
Struck by falling object 遭墮下的物件撞擊	6	4
Struck by moving vehicle 遭移動中的車輛撞倒	64	61
Contact with moving machinery or object being machined 觸及開動中的機器或觸及以機器製造中的物件	3	5
Drowning 遇溺	0	0
Exposure to fire 火警燒傷	1	0
Exposure to explosion 爆炸受傷	0	0
Injured by hand tool 被手工具所傷	102	99
Injured by fall of ground 泥土傾瀉受傷	0	0
Asphyxiation 窒息	0	0
Contact with hot surface or substance 觸及灼熱表面或物質	26	25
Injured by animal 被動物所傷	5	4
Injured in workplace violence 於工作場所暴力事件中受傷	127	131
Others 其他類別	93	65
TOTAL 總數	1 601	1 654 (1)

Notes:

- Occupational injuries (including industrial accidents) are injury cases arising from work accidents, resulting in death or incapacity for work of over three days, and reported under the Employees' Compensation Ordinance.
- Figures in brackets denote the number of fatalities.
- The above injury figures are recorded as at 28 March 2013.

註釋:

- 職業傷亡個案是指根據《僱員補償條例》呈報由工作意外引致死亡或失去工作能力三天以上的受傷個案(包括工業意外個案)。
- 括號內的數字顯示死亡人數。
- 上列傷亡數字為截至2013年3月28日所記錄的數字。



**Occupational Injuries in Social Work Services
in 2012
- analysed by Type of Accident**

二零一二年社會工作服務業之職業傷亡個案 - 按意外類別分析

Type of Accident 意外類別		2011 二零一一年	2012 二零一二年
Trapped in or between objects	受困於物件之內或物件之間	37	36
Injured whilst lifting or carrying	提舉或搬運物件時受傷	541	481
Slip, trip or fall on same level	滑倒、絆倒或在同一高度跌倒	333	363
Fall of person from height	人體從高處墮下	34	28
Striking against fixed or stationary object	與固定或不動的物件碰撞	83	86
Striking against or struck by moving object	被移動物件或與移動物件碰撞	120	130
Stepping on object	踏在物件上	8	1
Exposure to or contact with harmful substance	暴露於有害物質中或接觸有害物質	6	11
Contact with electricity or electric discharge	觸電或接觸放出的電流	0	0
Trapped by collapsing or overturning object	受困於倒塌或翻側的物件	0	0
Struck by falling object	遭墮下的物件撞擊	4	4
Struck by moving vehicle	遭移動中的車輛撞倒	28	31
Contact with moving machinery or object being machined	觸及開動中的機器或觸及以機器製造中的物件	4	7
Drowning	遇溺	0	0
Exposure to fire	火警燒傷	1	0
Exposure to explosion	爆炸受傷	0	0
Injured by hand tool	被手工具所傷	59	51
Injured by fall of ground	泥土傾瀉受傷	0	0
Asphyxiation	窒息	0	0
Contact with hot surface or substance	觸及灼熱表面或物質	65	49
Injured by animal	被動物所傷	6	4
Injured in workplace violence	於工作場所暴力事件中受傷	118	144
Others	其他類別	79 (2)	61 (1)
TOTAL	總數	1 526 (2)	1 487 (1)

Notes:

- Occupational injuries (including industrial accidents) are injury cases arising from work accidents, resulting in death or incapacity for work of over three days, and reported under the Employees' Compensation Ordinance.
- Figures in brackets denote the number of fatalities.
- The above injury figures are recorded as at 28 March 2013.

註釋:

- 職業傷亡個案是指根據《僱員補償條例》呈報由工作意外引致死亡或失去工作能力三天以上的受傷個案(包括工業意外個案)。
- 括號內的數字顯示死亡人數。
- 上列傷亡數字為截至2013年3月28日所記錄的數字。



**Occupational Injuries in Professional and Business Services (excluding Pest Control and Cleaning Services)
in 2012
- analysed by Type of Accident**

二零一二年專業及商用服務業(病媒防治及清潔服務除外)之職業傷亡個案 - 按意外類別分析

Type of Accident 意外類別		2011 二零一一年	2012 二零一二年
Trapped in or between objects	受困於物件之內或物件之間	77	51
Injured whilst lifting or carrying	提舉或搬運物件時受傷	363	397
Slip, trip or fall on same level	滑倒、絆倒或在同一高度跌倒	775	924
Fall of person from height	人體從高處墮下	59 (1)	74 (2)
Striking against fixed or stationary object	與固定或不動的物件碰撞	136	141
Striking against or struck by moving object	被移動物件或與移動物件碰撞	217	236
Stepping on object	踏在物件上	13	5
Exposure to or contact with harmful substance	暴露於有害物質中或接觸有害物質	6	11
Contact with electricity or electric discharge	觸電或接觸放出的電流	2	1
Trapped by collapsing or overturning object	受困於倒塌或翻側的物件	0	2
Struck by falling object	遭墮下的物件撞擊	16	20 (1)
Struck by moving vehicle	遭移動中的車輛撞倒	247 (5)	196 (5)
Contact with moving machinery or object being machined	觸及開動中的機器或觸及以機器製造中的物件	18	22
Drowning	遇溺	0	0
Exposure to fire	火警燒傷	2	1
Exposure to explosion	爆炸受傷	0	2
Injured by hand tool	被手工具所傷	55	38
Injured by fall of ground	泥土傾瀉受傷	0	0
Asphyxiation	窒息	0	0
Contact with hot surface or substance	觸及灼熱表面或物質	25	18
Injured by animal	被動物所傷	49	57
Injured in workplace violence	於工作場所暴力事件中受傷	68	83
Others	其他類別	141 (19)	135 (22)
TOTAL	總數	2 269 (25)	2 414 (30)

Notes:

- Occupational injuries (including industrial accidents) are injury cases arising from work accidents, resulting in death or incapacity for work of over three days, and reported under the Employees' Compensation Ordinance.
- Figures in brackets denote the number of fatalities.
- The above injury figures are recorded as at 28 March 2013.

註釋:

- 職業傷亡個案是指根據《僱員補償條例》呈報由工作意外引致死亡或失去工作能力三天以上的受傷個案(包括工業意外個案)。
- 括號內的數字顯示死亡人數。
- 上列傷亡數字為截至2013年3月28日所記錄的數字。



**Occupational Injuries in Pest Control and Cleaning Services
in 2012
- analysed by Type of Accident**

二零一二年病媒防治及清潔服務業之職業傷亡個案 - 按意外類別分析

Type of Accident 意外類別		2011 二零一一年	2012 二零一二年
Trapped in or between objects	受困於物件之內或物件之間	131	106
Injured whilst lifting or carrying	提舉或搬運物件時受傷	548	488
Slip, trip or fall on same level	滑倒、絆倒或在同一高度跌倒	750	839
Fall of person from height	人體從高處墮下	46 (3)	52 (1)
Striking against fixed or stationary object	與固定或不動的物件碰撞	226	230
Striking against or struck by moving object	被移動物件或與移動物件碰撞	207	283
Stepping on object	踏在物件上	12	9
Exposure to or contact with harmful substance	暴露於有害物質中或接觸有害物質	41 (1)	49
Contact with electricity or electric discharge	觸電或接觸放出的電流	0	0
Trapped by collapsing or overturning object	受困於倒塌或翻側的物件	0	0
Struck by falling object	遭墮下的物件撞擊	17	17
Struck by moving vehicle	遭移動中的車輛撞倒	108 (2)	92 (3)
Contact with moving machinery or object being machined	觸及開動中的機器或觸及以機器製造中的物件	4	3
Drowning	遇溺	0	0
Exposure to fire	火警燒傷	5	0
Exposure to explosion	爆炸受傷	0	1
Injured by hand tool	被手工具所傷	23	13
Injured by fall of ground	泥土傾瀉受傷	0	0
Asphyxiation	窒息	0	0
Contact with hot surface or substance	觸及灼熱表面或物質	22	30
Injured by animal	被動物所傷	43	34
Injured in workplace violence	於工作場所暴力事件中受傷	24	19
Others	其他類別	93 (8)	90 (11)
TOTAL	總數	2 300 (14)	2 355 (15)

Notes:

- Occupational injuries (including industrial accidents) are injury cases arising from work accidents, resulting in death or incapacity for work of over three days, and reported under the Employees' Compensation Ordinance.
- Figures in brackets denote the number of fatalities.
- The above injury figures are recorded as at 28 March 2013.

註釋:

- 職業傷亡個案是指根據《僱員補償條例》呈報由工作意外引致死亡或失去工作能力三天以上的受傷個案(包括工業意外個案)。
- 括號內的數字顯示死亡人數。
- 上列傷亡數字為截至2013年3月28日所記錄的數字。



**Industrial Accidents in All Industrial Undertakings
in 2012
- analysed by Industry**

二零一二年所有工業經營之工業意外個案 - 按行業分析

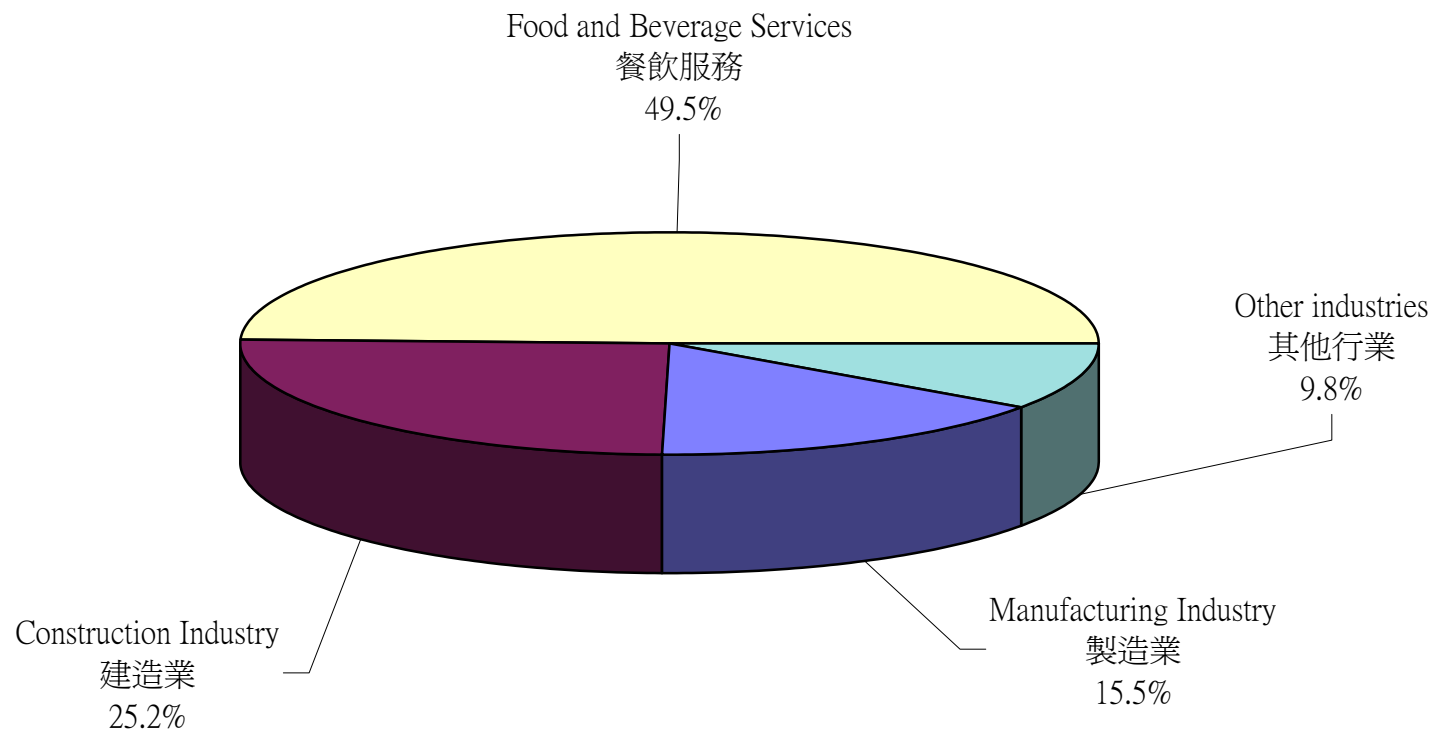
Industry 行業	2011 二零一一年	2012 二零一二年
I. Manufacturing 製造業	<u>2 001</u> (4)	<u>1 944</u> (1)
Textiles 紡織品	45	33
Wearing apparel 成衣	18	15
Electronics 電子	43	48
7 Selected Industries 七個選定行業		
Fabricated metal products 金屬製品	76	69
Rubber and plastics products 橡膠及塑膠產品	39	49
Shipbuilding and shiprepairing 造船及修船	45	33
Printing and reproduction of recorded media 印刷及已儲錄資料媒體的複製	153	130
II. Construction 建造業	<u>3 112</u> (23)	<u>3 160</u> (24)
III. Food and beverage services 餐飲服務	<u>7 158</u>	<u>6 216</u> (1)
IV. Other industries 其他行業	<u>1 387</u> (2)	<u>1 227</u> (3)
TOTAL 總數	<u>13 658</u> (29)	<u>12 547</u> (29)

- Notes:
1. Industrial accidents refer to injuries and deaths arising from industrial activities in industrial undertakings as defined under the Factories and Industrial Undertakings Ordinance.
 2. Figures in brackets denote the number of fatalities.
 3. The above accident figures are recorded as at 28 March 2013.
 4. The above statistics are compiled based on the Hong Kong Standard Industrial Classification Version 2.0.

- 註釋:
1. 工業意外是指在《工廠及工業經營條例》所界定的工業經營內發生的受傷或死亡意外，而這些意外是因工業活動而引致的。
 2. 括號內的數字顯示死亡人數。
 3. 上列意外數字為截至2013年3月28日所記錄的數字。
 4. 以上的統計數字是按《香港標準行業分類2.0版》編製。



二零一二年所有工業經營之工業意外個案 - 按行業分析
Industrial Accidents in All Industrial Undertakings in 2012 - analysed by Industry



■ Manufacturing Industry 製造業

■ Construction Industry 建造業

■ Food and Beverage Services 餐飲服務

■ Other industries 其他行業



**Industrial Accidents in All Industrial Undertakings
in 2012
- analysed by Type of Accident**

二零一二年所有工業經營之工業意外個案 - 按意外類別分析

Type of Accident 意外類別		2011 二零一一年		2012 二零一二年	
Trapped in or between objects	受困於物件之內或物件之間	343	(1)	252	(2)
Injured whilst lifting or carrying	提舉或搬運物件時受傷	2 744		2 407	
Slip, trip or fall on same level	滑倒、絆倒或在同一高度跌倒	2 350		2 358	
Fall of person from height	人體從高處墮下	551	(11)	549	(15)
Striking against fixed or stationary object	與固定或不動的物件碰撞	1 322		1 301	(1)
Striking against or struck by moving object	被移動物件或與移動物件碰撞	1 363	(8)	1 423	(2)
Stepping on object	踏在物件上	55		26	
Exposure to or contact with harmful substance	暴露於有害物質中或接觸有害物質	124		87	
Contact with electricity or electric discharge	觸電或接觸放出的電流	12	(2)	19	(7)
Trapped by collapsing or overturning object	受困於倒塌或翻側的物件	9	(2)	9	(1)
Struck by falling object	遭墮下的物件撞擊	125	(3)	107	
Struck by moving vehicle	遭移動中的車輛撞倒	152		98	
Contact with moving machinery or object being machined	觸及開動中的機器或觸及以機器製造中的物件	515		496	
Drowning	遇溺	1	(1)	0	
Exposure to fire	火警燒傷	39		18	
Exposure to explosion	爆炸受傷	11	(1)	6	
Injured by hand tool	被手工具所傷	1 962		1 640	
Injured by fall of ground	泥土傾瀉受傷	1		4	(1)
Asphyxiation	窒息	0		0	
Contact with hot surface or substance	觸及灼熱表面或物質	1 796		1 581	
Injured by animal	被動物所傷	16		17	
Injured in workplace violence	於工作場所暴力事件中受傷	4		3	
Others	其他類別	163		146	
TOTAL	總數	13 658	(29)	12 547	(29)

Notes:

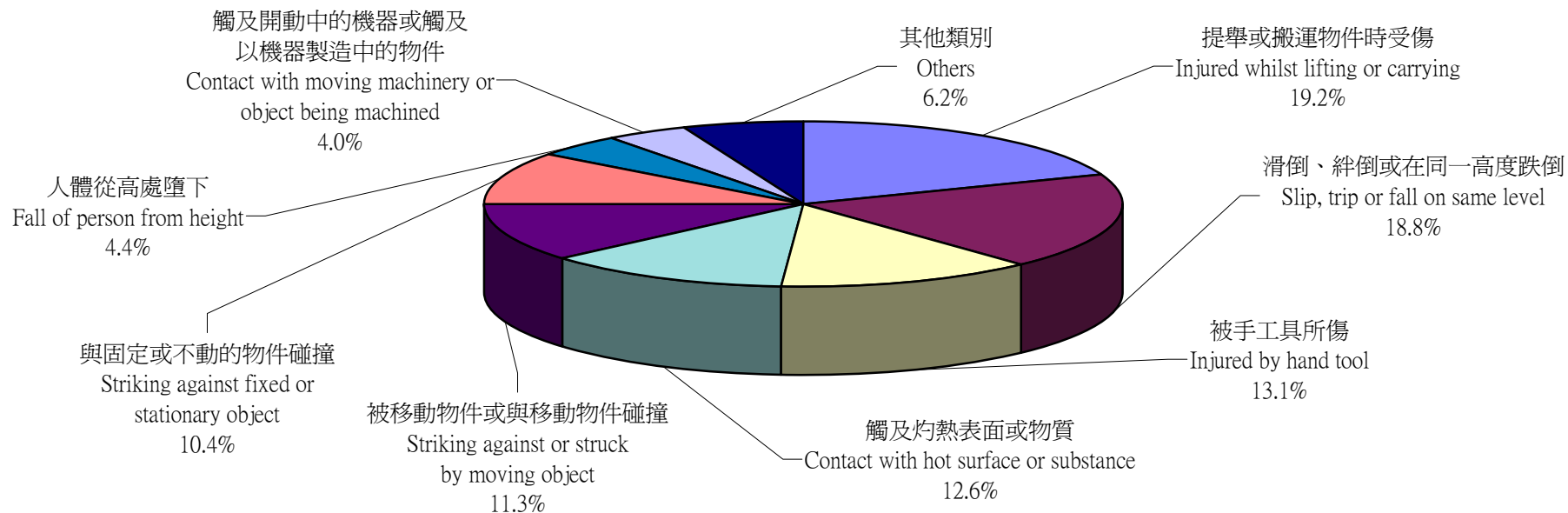
- Industrial accidents refer to injuries and deaths arising from industrial activities in industrial undertakings as defined under the Factories and Industrial Undertakings Ordinance.
- Figures in brackets denote the number of fatalities.
- The above accident figures are recorded as at 28 March 2013.

註釋:

- 工業意外是指在《工廠及工業經營條例》所界定的工業經營內發生的受傷或死亡意外，而這些意外是因工業活動而引致的。
- 括號內的數字顯示死亡人數。
- 上列意外數字為截至2013年3月28日所記錄的數字。

二零一二年所有工業經營之工業意外個案 - 按意外類別分析

Industrial Accidents in All Industrial Undertakings in 2012 - analysed by Type of Accident



- Injured whilst lifting or carrying 提舉或搬運物件時受傷
- Slip, trip or fall on same level 滑倒、絆倒或在同一高度跌倒
- Injured by hand tool 被手工具所傷
- Contact with hot surface or substance 觸及灼熱表面或物質
- Striking against or struck by moving object 被移動物件或與移動物件碰撞
- Striking against fixed or stationary object 與固定或不動的物件碰撞
- Fall of person from height 人體從高處墮下
- Contact with moving machinery or object being machined 觸及開動中的機器或觸及以機器製造中的物件
- Others 其他類別



**Industrial Accidents in Manufacturing Industry
in 2012
- analysed by Type of Accident**

二零一二年製造業之工業意外個案 - 按意外類別分析

Type of Accident 意外類別		2011 二零一一年	2012 二零一二年
Trapped in or between objects	受困於物件之內或物件之間	70	39
Injured whilst lifting or carrying	提舉或搬運物件時受傷	551	580
Slip, trip or fall on same level	滑倒、絆倒或在同一高度跌倒	316	314
Fall of person from height	人體從高處墮下	54	32 (1)
Striking against fixed or stationary object	與固定或不動的物件碰撞	206	197
Striking against or struck by moving object	被移動物件或與移動物件碰撞	234 (4)	280
Stepping on object	踏在物件上	9	3
Exposure to or contact with harmful substance	暴露於有害物質中或接觸有害物質	31	19
Contact with electricity or electric discharge	觸電或接觸放出的電流	2	0
Trapped by collapsing or overturning object	受困於倒塌或翻側的物件	1	1
Struck by falling object	遭墮下的物件撞擊	14	20
Struck by moving vehicle	遭移動中的車輛撞倒	45	35
Contact with moving machinery or object being machined	觸及開動中的機器或觸及以機器製造中的物件	188	174
Drowning	遇溺	0	0
Exposure to fire	火警燒傷	1	1
Exposure to explosion	爆炸受傷	1	2
Injured by hand tool	被手工具所傷	150	124
Injured by fall of ground	泥土傾瀉受傷	0	0
Asphyxiation	窒息	0	0
Contact with hot surface or substance	觸及灼熱表面或物質	105	104
Injured by animal	被動物所傷	0	0
Injured in workplace violence	於工作場所暴力事件中受傷	0	1
Others	其他類別	23	18
TOTAL	總數	2 001 (4)	1 944 (1)

Notes:

- Industrial accidents refer to injuries and deaths arising from industrial activities in industrial undertakings as defined under the Factories and Industrial Undertakings Ordinance.
- Figures in brackets denote the number of fatalities.
- The above accident figures are recorded as at 28 March 2013.

註釋:

- 工業意外是指在《工廠及工業經營條例》所界定的工業經營內發生的受傷或死亡意外，而這些意外是因工業活動而引致的。
- 括號內的數字顯示死亡人數。
- 上列意外數字為截至2013年3月28日所記錄的數字。



**Industrial Accidents in Textiles Industry
in 2012
- analysed by Type of Accident**

二零一二年紡織品製造業之工業意外個案 - 按意外類別分析

Type of Accident 意外類別		2011 二零一一年	2012 二零一二年
Trapped in or between objects	受困於物件之內或物件之間	2	0
Injured whilst lifting or carrying	提舉或搬運物件時受傷	13	7
Slip, trip or fall on same level	滑倒、絆倒或在同一高度跌倒	9	3
Fall of person from height	人體從高處墮下	2	0
Striking against fixed or stationary object	與固定或不動的物件碰撞	6	5
Striking against or struck by moving object	被移動物件或與移動物件碰撞	3	5
Stepping on object	踏在物件上	0	0
Exposure to or contact with harmful substance	暴露於有害物質中或接觸有害物質	0	0
Contact with electricity or electric discharge	觸電或接觸放出的電流	0	0
Trapped by collapsing or overturning object	受困於倒塌或翻側的物件	0	0
Struck by falling object	遭墮下的物件撞擊	0	0
Struck by moving vehicle	遭移動中的車輛撞倒	2	0
Contact with moving machinery or object being machined	觸及開動中的機器或觸及以機器製造中的物件	5	9
Drowning	遇溺	0	0
Exposure to fire	火警燒傷	0	0
Exposure to explosion	爆炸受傷	0	0
Injured by hand tool	被手工具所傷	3	2
Injured by fall of ground	泥土傾瀉受傷	0	0
Asphyxiation	窒息	0	0
Contact with hot surface or substance	觸及灼熱表面或物質	0	1
Injured by animal	被動物所傷	0	0
Injured in workplace violence	於工作場所暴力事件中受傷	0	0
Others	其他類別	0	1
TOTAL	總數	45	33

Notes:

- Industrial accidents refer to injuries and deaths arising from industrial activities in industrial undertakings as defined under the Factories and Industrial Undertakings Ordinance.
- Figures in brackets denote the number of fatalities.
- The above accident figures are recorded as at 28 March 2013.

註釋:

- 工業意外是指在《工廠及工業經營條例》所界定的工業經營內發生的受傷或死亡意外，而這些意外是因工業活動而引致的。
- 括號內的數字顯示死亡人數。
- 上列意外數字為截至2013年3月28日所記錄的數字。



**Industrial Accidents in Wearing Apparel Industry
in 2012
- analysed by Type of Accident**

二零一二年成衣製造業之工業意外個案 - 按意外類別分析

Type of Accident 意外類別		2011 二零一一年	2012 二零一二年
Trapped in or between objects	受困於物件之內或物件之間	0	0
Injured whilst lifting or carrying	提舉或搬運物件時受傷	3	2
Slip, trip or fall on same level	滑倒、絆倒或在同一高度跌倒	1	6
Fall of person from height	人體從高處墮下	1	0
Striking against fixed or stationary object	與固定或不動的物件碰撞	2	0
Striking against or struck by moving object	被移動物件或與移動物件碰撞	2	0
Stepping on object	踏在物件上	0	0
Exposure to or contact with harmful substance	暴露於有害物質中或接觸有害物質	0	1
Contact with electricity or electric discharge	觸電或接觸放出的電流	0	0
Trapped by collapsing or overturning object	受困於倒塌或翻側的物件	0	0
Struck by falling object	遭墮下的物件撞擊	0	1
Struck by moving vehicle	遭移動中的車輛撞倒	0	0
Contact with moving machinery or object being machined	觸及開動中的機器或觸及以機器製造中的物件	6	3
Drowning	遇溺	0	0
Exposure to fire	火警燒傷	0	0
Exposure to explosion	爆炸受傷	0	0
Injured by hand tool	被手工具所傷	2	0
Injured by fall of ground	泥土傾瀉受傷	0	0
Asphyxiation	窒息	0	0
Contact with hot surface or substance	觸及灼熱表面或物質	1	1
Injured by animal	被動物所傷	0	0
Injured in workplace violence	於工作場所暴力事件中受傷	0	1
Others	其他類別	0	0
TOTAL	總數	18	15

Notes:

1. Industrial accidents refer to injuries and deaths arising from industrial activities in industrial undertakings as defined under the Factories and Industrial Undertakings Ordinance.
2. Figures in brackets denote the number of fatalities.
3. The above accident figures are recorded as at 28 March 2013.

註釋:

1. 工業意外是指在《工廠及工業經營條例》所界定的工業經營內發生的受傷或死亡意外，而這些意外是因工業活動而引致的。
2. 括號內的數字顯示死亡人數。
3. 上列意外數字為截至2013年3月28日所記錄的數字。



**Industrial Accidents in Electronics Industry
in 2012
- analysed by Type of Accident**

二零一二年電子業之工業意外個案 - 按意外類別分析

Type of Accident 意外類別		2011 二零一一年	2012 二零一二年
Trapped in or between objects	受困於物件之內或物件之間	0	0
Injured whilst lifting or carrying	提舉或搬運物件時受傷	14	13
Slip, trip or fall on same level	滑倒、絆倒或在同一高度跌倒	4	6
Fall of person from height	人體從高處墮下	1	0
Striking against fixed or stationary object	與固定或不動的物件碰撞	5	5
Striking against or struck by moving object	被移動物件或與移動物件碰撞	9	8
Stepping on object	踏在物件上	0	0
Exposure to or contact with harmful substance	暴露於有害物質中或接觸有害物質	1	5
Contact with electricity or electric discharge	觸電或接觸放出的電流	0	0
Trapped by collapsing or overturning object	受困於倒塌或翻側的物件	0	0
Struck by falling object	遭墮下的物件撞擊	0	1
Struck by moving vehicle	遭移動中的車輛撞倒	1	0
Contact with moving machinery or object being machined	觸及開動中的機器或觸及以機器製造中的物件	4	8
Drowning	遇溺	0	0
Exposure to fire	火警燒傷	0	0
Exposure to explosion	爆炸受傷	0	0
Injured by hand tool	被手工具所傷	2	1
Injured by fall of ground	泥土傾瀉受傷	0	0
Asphyxiation	窒息	0	0
Contact with hot surface or substance	觸及灼熱表面或物質	1	0
Injured by animal	被動物所傷	0	0
Injured in workplace violence	於工作場所暴力事件中受傷	0	0
Others	其他類別	1	1
TOTAL	總數	43	48

Notes:

- Industrial accidents refer to injuries and deaths arising from industrial activities in industrial undertakings as defined under the Factories and Industrial Undertakings Ordinance.
- Figures in brackets denote the number of fatalities.
- The above accident figures are recorded as at 28 March 2013.

註釋:

- 工業意外是指在《工廠及工業經營條例》所界定的工業經營內發生的受傷或死亡意外，而這些意外是因工業活動而引致的。
- 括號內的數字顯示死亡人數。
- 上列意外數字為截至2013年3月28日所記錄的數字。



**Industrial Accidents in Fabricated Metal Products Industry
in 2012
- analysed by Type of Accident**

二零一二年金屬製品製造業之工業意外個案 - 按意外類別分析

Type of Accident 意外類別		2011 二零一一年	2012 二零一二年
Trapped in or between objects	受困於物件之內或物件之間	0	1
Injured whilst lifting or carrying	提舉或搬運物件時受傷	29	24
Slip, trip or fall on same level	滑倒、絆倒或在同一高度跌倒	5	3
Fall of person from height	人體從高處墮下	3	0
Striking against fixed or stationary object	與固定或不動的物件碰撞	10	16
Striking against or struck by moving object	被移動物件或與移動物件碰撞	13	12
Stepping on object	踏在物件上	0	1
Exposure to or contact with harmful substance	暴露於有害物質中或接觸有害物質	1	0
Contact with electricity or electric discharge	觸電或接觸放出的電流	0	0
Trapped by collapsing or overturning object	受困於倒塌或翻側的物件	0	0
Struck by falling object	遭墮下的物件撞擊	0	0
Struck by moving vehicle	遭移動中的車輛撞倒	0	0
Contact with moving machinery or object being machined	觸及開動中的機器或觸及以機器製造中的物件	13	11
Drowning	遇溺	0	0
Exposure to fire	火警燒傷	0	0
Exposure to explosion	爆炸受傷	1	0
Injured by hand tool	被手工具所傷	1	1
Injured by fall of ground	泥土傾瀉受傷	0	0
Asphyxiation	窒息	0	0
Contact with hot surface or substance	觸及灼熱表面或物質	0	0
Injured by animal	被動物所傷	0	0
Injured in workplace violence	於工作場所暴力事件中受傷	0	0
Others	其他類別	0	0
TOTAL	總數	76	69

Notes:

- Industrial accidents refer to injuries and deaths arising from industrial activities in industrial undertakings as defined under the Factories and Industrial Undertakings Ordinance.
- Figures in brackets denote the number of fatalities.
- The above accident figures are recorded as at 28 March 2013.

註釋:

- 工業意外是指在《工廠及工業經營條例》所界定的工業經營內發生的受傷或死亡意外，而這些意外是因工業活動而引致的。
- 括號內的數字顯示死亡人數。
- 上列意外數字為截至2013年3月28日所記錄的數字。



**Industrial Accidents in Rubber and Plastics Products Industry
in 2012
- analysed by Type of Accident**

二零一二年橡膠及塑膠產品製造業之工業意外個案 - 按意外類別分析

Type of Accident 意外類別		2011 二零一一年	2012 二零一二年
Trapped in or between objects	受困於物件之內或物件之間	1	0
Injured whilst lifting or carrying	提舉或搬運物件時受傷	11	14
Slip, trip or fall on same level	滑倒、絆倒或在同一高度跌倒	3	4
Fall of person from height	人體從高處墮下	1	1
Striking against fixed or stationary object	與固定或不動的物件碰撞	4	1
Striking against or struck by moving object	被移動物件或與移動物件碰撞	7	11
Stepping on object	踏在物件上	0	0
Exposure to or contact with harmful substance	暴露於有害物質中或接觸有害物質	0	0
Contact with electricity or electric discharge	觸電或接觸放出的電流	0	0
Trapped by collapsing or overturning object	受困於倒塌或翻側的物件	0	0
Struck by falling object	遭墮下的物件撞擊	0	1
Struck by moving vehicle	遭移動中的車輛撞倒	1	1
Contact with moving machinery or object being machined	觸及開動中的機器或觸及以機器製造中的物件	8	8
Drowning	遇溺	0	0
Exposure to fire	火警燒傷	0	0
Exposure to explosion	爆炸受傷	0	0
Injured by hand tool	被手工具所傷	1	7
Injured by fall of ground	泥土傾瀉受傷	0	0
Asphyxiation	窒息	0	0
Contact with hot surface or substance	觸及灼熱表面或物質	1	1
Injured by animal	被動物所傷	0	0
Injured in workplace violence	於工作場所暴力事件中受傷	0	0
Others	其他類別	1	0
TOTAL	總數	39	49

Notes:

- Industrial accidents refer to injuries and deaths arising from industrial activities in industrial undertakings as defined under the Factories and Industrial Undertakings Ordinance.
- Figures in brackets denote the number of fatalities.
- The above accident figures are recorded as at 28 March 2013.

註釋:

- 工業意外是指在《工廠及工業經營條例》所界定的工業經營內發生的受傷或死亡意外，而這些意外是因工業活動而引致的。
- 括號內的數字顯示死亡人數。
- 上列意外數字為截至2013年3月28日所記錄的數字。



Industrial Accidents in Shipbuilding and Shiprepairing Industry in 2012

- analysed by Type of Accident

二零一二年造船及修船業之工業意外個案 - 按意外類別分析

Type of Accident 意外類別		2011 二零一一年	2012 二零一二年
Trapped in or between objects	受困於物件之內或物件之間	2	1
Injured whilst lifting or carrying	提舉或搬運物件時受傷	10	6
Slip, trip or fall on same level	滑倒、絆倒或在同一高度跌倒	7	6
Fall of person from height	人體從高處墮下	5	3
Striking against fixed or stationary object	與固定或不動的物件碰撞	2	1
Striking against or struck by moving object	被移動物件或與移動物件碰撞	10	6
Stepping on object	踏在物件上	0	0
Exposure to or contact with harmful substance	暴露於有害物質中或接觸有害物質	1	0
Contact with electricity or electric discharge	觸電或接觸放出的電流	0	0
Trapped by collapsing or overturning object	受困於倒塌或翻側的物件	0	0
Struck by falling object	遭墮下的物件撞擊	1	0
Struck by moving vehicle	遭移動中的車輛撞倒	0	0
Contact with moving machinery or object being machined	觸及開動中的機器或觸及以機器製造中的物件	2	3
Drowning	遇溺	0	0
Exposure to fire	火警燒傷	0	0
Exposure to explosion	爆炸受傷	0	1
Injured by hand tool	被手工具所傷	4	4
Injured by fall of ground	泥土傾瀉受傷	0	0
Asphyxiation	窒息	0	0
Contact with hot surface or substance	觸及灼熱表面或物質	0	1
Injured by animal	被動物所傷	0	0
Injured in workplace violence	於工作場所暴力事件中受傷	0	0
Others	其他類別	1	1
TOTAL	總數	45	33

Notes:

- Industrial accidents refer to injuries and deaths arising from industrial activities in industrial undertakings as defined under the Factories and Industrial Undertakings Ordinance.
- Figures in brackets denote the number of fatalities.
- The above accident figures are recorded as at 28 March 2013.

註釋:

- 工業意外是指在《工廠及工業經營條例》所界定的工業經營內發生的受傷或死亡意外，而這些意外是因工業活動而引致的。
- 括號內的數字顯示死亡人數。
- 上列意外數字為截至2013年3月28日所記錄的數字。



Industrial Accidents in Printing and Reproduction of Recorded Media Industry in 2012

- analysed by Type of Accident

二零一二年印刷及已儲錄資料媒體的複製業之工業意外個案 - 按意外類別分析

Type of Accident 意外類別		2011 二零一一年	2012 二零一二年
Trapped in or between objects	受困於物件之內或物件之間	2	3
Injured whilst lifting or carrying	提舉或搬運物件時受傷	37	31
Slip, trip or fall on same level	滑倒、絆倒或在同一高度跌倒	24	13
Fall of person from height	人體從高處墮下	3	2
Striking against fixed or stationary object	與固定或不動的物件碰撞	13	14
Striking against or struck by moving object	被移動物件或與移動物件碰撞	18	21
Stepping on object	踏在物件上	3	2
Exposure to or contact with harmful substance	暴露於有害物質中或接觸有害物質	2	0
Contact with electricity or electric discharge	觸電或接觸放出的電流	0	0
Trapped by collapsing or overturning object	受困於倒塌或翻側的物件	0	0
Struck by falling object	遭墮下的物件撞擊	2	0
Struck by moving vehicle	遭移動中的車輛撞倒	4	2
Contact with moving machinery or object being machined	觸及開動中的機器或觸及以機器製造中的物件	30	31
Drowning	遇溺	0	0
Exposure to fire	火警燒傷	0	1
Exposure to explosion	爆炸受傷	0	0
Injured by hand tool	被手工具所傷	12	7
Injured by fall of ground	泥土傾瀉受傷	0	0
Asphyxiation	窒息	0	0
Contact with hot surface or substance	觸及灼熱表面或物質	0	0
Injured by animal	被動物所傷	0	0
Injured in workplace violence	於工作場所暴力事件中受傷	0	0
Others	其他類別	3	3
TOTAL	總數	153	130

Notes:

- Industrial accidents refer to injuries and deaths arising from industrial activities in industrial undertakings as defined under the Factories and Industrial Undertakings Ordinance.
- Figures in brackets denote the number of fatalities.
- The above accident figures are recorded as at 28 March 2013.

註釋:

- 工業意外是指在《工廠及工業經營條例》所界定的工業經營內發生的受傷或死亡意外，而這些意外是因工業活動而引致的。
- 括號內的數字顯示死亡人數。
- 上列意外數字為截至2013年3月28日所記錄的數字。



**Industrial Accidents in Construction Industry
in 2012
- analysed by Type of Accident**

二零一二年建造業之工業意外個案 - 按意外類別分析

Type of Accident 意外類別		2011 二零一一年		2012 二零一二年	
Trapped in or between objects	受困於物件之內或物件之間	106	(1)	114	(1)
Injured whilst lifting or carrying	提舉或搬運物件時受傷	605		519	
Slip, trip or fall on same level	滑倒、絆倒或在同一高度跌倒	634		719	
Fall of person from height	人體從高處墮下	390	(10)	423	(12)
Striking against fixed or stationary object	與固定或不動的物件碰撞	279		293	(1)
Striking against or struck by moving object	被移動物件或與移動物件碰撞	522	(3)	548	(2)
Stepping on object	踏在物件上	29		18	
Exposure to or contact with harmful substance	暴露於有害物質中或接觸有害物質	20		20	
Contact with electricity or electric discharge	觸電或接觸放出的電流	6	(2)	17	(7)
Trapped by collapsing or overturning object	受困於倒塌或翻側的物件	8	(2)	6	
Struck by falling object	遭墮下的物件撞擊	73	(3)	56	
Struck by moving vehicle	遭移動中的車輛撞倒	13		12	
Contact with moving machinery or object being machined	觸及開動中的機器或觸及以機器製造中的物件	216		234	
Drowning	遇溺	1	(1)	0	
Exposure to fire	火警燒傷	11		7	
Exposure to explosion	爆炸受傷	9	(1)	4	
Injured by hand tool	被手工具所傷	116		95	
Injured by fall of ground	泥土傾瀉受傷	1		4	(1)
Asphyxiation	窒息	0		0	
Contact with hot surface or substance	觸及灼熱表面或物質	20		22	
Injured by animal	被動物所傷	2		0	
Injured in workplace violence	於工作場所暴力事件中受傷	0		0	
Others	其他類別	51		49	
TOTAL	總數	3 112	(23)	3 160	(24)

Notes:

1. Industrial accidents refer to injuries and deaths arising from industrial activities in industrial undertakings as defined under the Factories and Industrial Undertakings Ordinance.
2. Figures in brackets denote the number of fatalities.
3. The above accident figures are recorded as at 28 March 2013.

註釋:

1. 工業意外是指在《工廠及工業經營條例》所界定的工業經營內發生的受傷或死亡意外，而這些意外是因工業活動而引致的。
2. 括號內的數字顯示死亡人數。
3. 上列意外數字為截至2013年3月28日所記錄的數字。



Industrial Accidents in Food and Beverage Services in 2012

- analysed by Type of Accident

二零一二年餐飲服務業之工業意外個案 - 按意外類別分析

Type of Accident 意外類別		2011 二零一一年	2012 二零一二年
Trapped in or between objects	受困於物件之內或物件之間	91	71
Injured whilst lifting or carrying	提舉或搬運物件時受傷	1 180	924
Slip, trip or fall on same level	滑倒、絆倒或在同一高度跌倒	1 182	1 105
Fall of person from height	人體從高處墮下	34	39 (1)
Striking against fixed or stationary object	與固定或不動的物件碰撞	713	680
Striking against or struck by moving object	被移動物件或與移動物件碰撞	334	326
Stepping on object	踏在物件上	6	1
Exposure to or contact with harmful substance	暴露於有害物質中或接觸有害物質	65	42
Contact with electricity or electric discharge	觸電或接觸放出的電流	3	2
Trapped by collapsing or overturning object	受困於倒塌或翻側的物件	0	1
Struck by falling object	遭墮下的物件撞擊	25	22
Struck by moving vehicle	遭移動中的車輛撞倒	32	19
Contact with moving machinery or object being machined	觸及開動中的機器或觸及以機器製造中的物件	82	67
Drowning	遇溺	0	0
Exposure to fire	火警燒傷	21	8
Exposure to explosion	爆炸受傷	0	0
Injured by hand tool	被手工具所傷	1 663	1 400
Injured by fall of ground	泥土傾瀉受傷	0	0
Asphyxiation	窒息	0	0
Contact with hot surface or substance	觸及灼熱表面或物質	1 652	1 430
Injured by animal	被動物所傷	14	16
Injured in workplace violence	於工作場所暴力事件中受傷	4	2
Others	其他類別	57	61
TOTAL	總數	7 158	6 216 (1)

Notes:

1. Industrial accidents refer to injuries and deaths arising from industrial activities in industrial undertakings as defined under the Factories and Industrial Undertakings Ordinance.
2. Figures in brackets denote the number of fatalities.
3. The above accident figures are recorded as at 28 March 2013.

註釋:

1. 工業意外是指在《工廠及工業經營條例》所界定的工業經營內發生的受傷或死亡意外，而這些意外是因工業活動而引致的。
2. 括號內的數字顯示死亡人數。
3. 上列意外數字為截至2013年3月28日所記錄的數字。



Statistics of Confirmed Occupational Diseases (excluding Silicosis, Asbestosis, Mesothelioma, Occupational Deafness and Gas Poisoning) by Industry in 2012

二零一二年各行業中經證實為職業病的個案數字統計(矽肺病、石棉沉着病、間皮瘤、職業性失聰及氣體中毒除外)

Industries 行業	Occupational Disease Codes (2011)											Occupational Disease Codes (2012)										
	職業病譯碼 (二零一一年)											職業病譯碼 (二零一二年)										
	3	8	11	13	14	16	17	27	40	48	Total 總數	3	8	11	13	14	16	17	27	40	48	Total 總數
Agriculture, forestry and fishing 農業、林業及漁業	0	0	0	0	0	0	0	0	0	0	0	0	0	0	0	0	0	0	0	0	0	0
Mining and quarrying 採礦及採石業	0	0	0	0	0	0	0	0	0	0	0	0	0	0	0	0	0	0	0	0	0	0
Manufacturing 製造業	0	5	0	0	0	0	0	0	0	0	5	0	6	0	0	0	0	0	5	1	0	12
Electricity, gas and waste management 電力、燃氣及廢棄物管理	0	0	0	0	0	0	0	0	0	0	0	0	0	0	0	0	0	0	0	0	0	0
Construction 建造業	1	0	0	0	0	0	0	0	0	0	1	12	3	0	0	0	0	0	0	0	0	15
Import/export, wholesale and retail trades 進出口貿易、批發及零售業	0	6	0	0	0	1	0	0	0	0	7	0	4	0	1	0	1	0	0	0	0	6
Transportation, storage, postal and courier services 運輸、倉庫、郵政及速遞服務	0	2	0	0	0	0	0	0	0	0	2	0	3	0	0	0	0	0	0	0	0	3
Accommodation and food services 住宿及膳食服務	0	14	0	0	0	0	0	0	1	0	15	0	5	0	0	0	0	0	0	0	0	5
Information and communications 資訊及通訊	0	0	0	0	0	0	0	0	0	0	0	0	2	0	0	0	0	0	0	0	0	2
Financing and insurance 金融及保險	0	6	0	0	0	0	0	0	0	0	6	0	1	0	0	0	0	0	0	0	0	1
Real estate 地產	0	0	0	0	0	0	0	0	0	0	0	0	3	0	0	0	0	0	0	0	0	3
Professional and business services 專業及商用服務	0	4	0	0	0	0	0	0	0	0	4	0	5	1	0	0	0	0	0	1	1	8
Public administration, and social and personal services 公共行政以及社會及個人服務	2	33	1	0	17	0	1	0	6	0	60	0	37	0	0	15	0	0	0	1	0	53
Other industries 其他行業	0	0	0	0	0	0	0	0	0	0	0	0	0	0	0	0	0	0	0	0	0	0
Total 總數	3	70	1	0	17	1	1	0	7	0	100	12	69	1	1	15	1	0	5	3	1	108

Occupational Disease Codes

- 3 = Compressed Air Illness
- 8 = Tenosynovitis of the Hand or Forearm
- 11 = Leptospirosis
- 13 = Brucellosis
- 14 = Tuberculosis
- 16 = *Streptococcus suis* Infection
- 17 = Avian chlamydiosis
- 27 = Poisoning by Halogen Derivatives of Hydrocarbons of the Aliphatic Series
- 40 = Occupational Dermatitis
- 48 = Carpal Tunnel Syndrome

職業病譯碼

- 3 = 氣壓病
- 8 = 手部或前臂韌鞘炎
- 11 = 鉤端螺旋體病
- 13 = 布魯氏桿菌病
- 14 = 結核病
- 16 = 豬型鏈球菌感染
- 17 = 鸚鵡熱或阿鳥病
- 27 = 脂肪系碳氫化合物的鹵素衍生物中毒
- 40 = 職業性皮膚炎
- 48 = 腕管綜合症

Notes:

- 1) For information on silicosis, asbestosis and mesothelioma, please refer to the Pneumoconiosis Compensation Fund Board.
- 2) For information on occupational deafness, please refer to the Occupational Deafness Compensation Board.

附註:

- 1) 有關矽肺病、石棉沉着病及間皮瘤，請參考肺塵埃沉着病補償基金委員會所發表的資料。
- 2) 有關職業性失聰，請參考職業性失聰補償管理局所發表的資料。



Number of Confirmed Occupational Diseases in 2012

二零一二年經證實為職業病的個案數字

Occupational Disease 職業病	2011 二零一一年	2012 二零一二年
Occupational Deafness 職業性失聰 ¹	157	99
Tenosynovitis of the Hand or Forearm 手部或前臂腱鞘炎	70	69
Silicosis 矽肺病	63	44
Tuberculosis 結核病	17	15
Gas Poisoning 氣體中毒 ²	11 (5)	14 (3)
Compressed Air Illness 氣壓病	3	12
Mesothelioma 間皮瘤	13	12
Poisoning by Halogen Derivatives of Hydrocarbons of the Aliphatic Series 脂肪系碳氫化合物的鹵素衍生物中毒	0	5
Occupational Dermatitis 職業性皮膚炎	7	3
Asbestosis 石棉沉着病	9	3
Brucellosis 布魯氏桿菌病	0	1
Carpal Tunnel Syndrome 腕管綜合症	0	1
<i>Streptococcus suis</i> Infection 豬型鏈球菌感染	1	1
Leptospirosis 鈎端螺旋體病	1	1
Avian chlamydiosis 鸚鵡熱或飼鳥病	1	0
Total 總數	353	280

Notes:

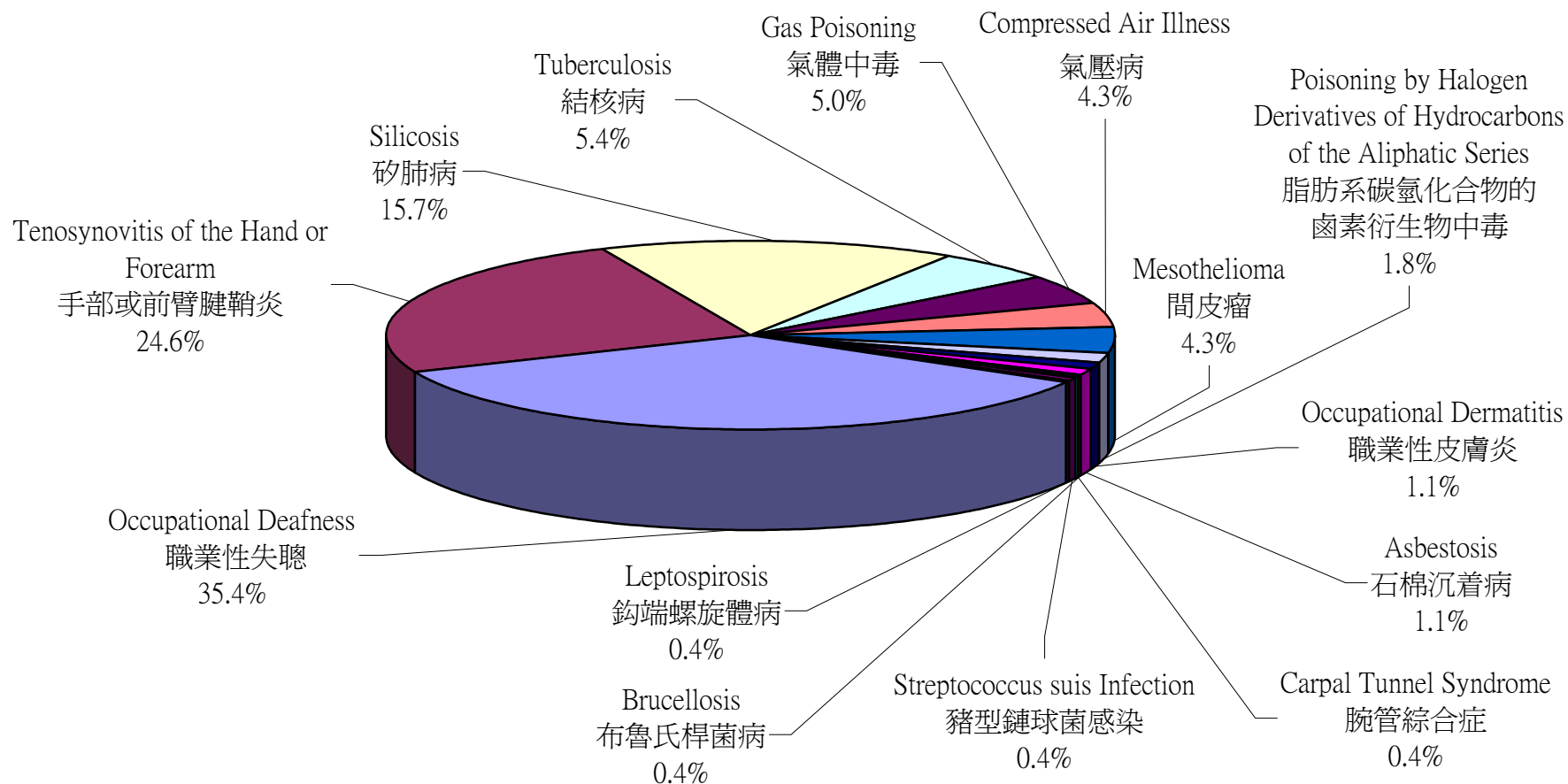
1. The coverage of the Occupational Deafness (Compensation) Ordinance has been extended to employees with noise-induced monaural hearing loss in April 2010. In 2012, there were 50 such cases.
2. The figure in bracket denotes the number of incidents.

附註：

1. 《職業性失聰(補償)條例》的補償範圍已在2010年4月延伸至罹患噪音引致單耳失聰的僱員。在2012年，該些個案共有50宗。
2. 括號中的數字為事件次數。



二零一二年經證實為職業病的個案數字
Number of Confirmed Occupational Diseases in 2012



	Occupational Deafness 職業性失聰		Tenosynovitis of the Hand or Forearm 手部或前臂腱鞘炎
	Silicosis 矽肺病		Tuberculosis 結核病
	Gas Poisoning 氣體中毒		Compressed Air Illness 氣壓病
	Mesothelioma 間皮瘤		Poisoning by Halogen Derivatives of Hydrocarbons of the Aliphatic Series 脂肪系碳氫化合物的鹵素衍生物中毒
	Occupational Dermatitis 職業性皮膚炎		Asbestosis 石棉沉着病
	Brucellosis 布魯氏桿菌病		Carpal Tunnel Syndrome 腕管綜合症
	Streptococcus suis Infection 豬型鏈球菌感染		Leptospirosis 鈎端螺旋體病



Industrial Accidents in Construction Industry (2003 - 2012) 建造業之工業意外數字 (2003 - 2012)

	2003	2004	2005	2006	2007	2008	2009	2010	2011	2012
No. of Accidents 意外數目	4 367	3 833	3 548	3 400	3 042	3 033	2 755	2 884	3 112	3 160
No. of Fatalities 致命意外數目	25	17	25	16	19	20	19	9	23	24
Employment Size 受僱人數	64 112	63 520	59 266	52 865	50 185	49 422	50 501	55 341	62 635	71 295
Acc. rate/1 000 Workers 每1 000工人計的意外率	68.1	60.3	59.9	64.3	60.6	61.4	54.6	52.1	49.7	44.3
Fatality rate/1 000 Workers 每1 000工人計的致命意外率	0.390	0.268	0.422	0.303	0.379	0.405	0.376	0.163	0.367	0.337

Notes:

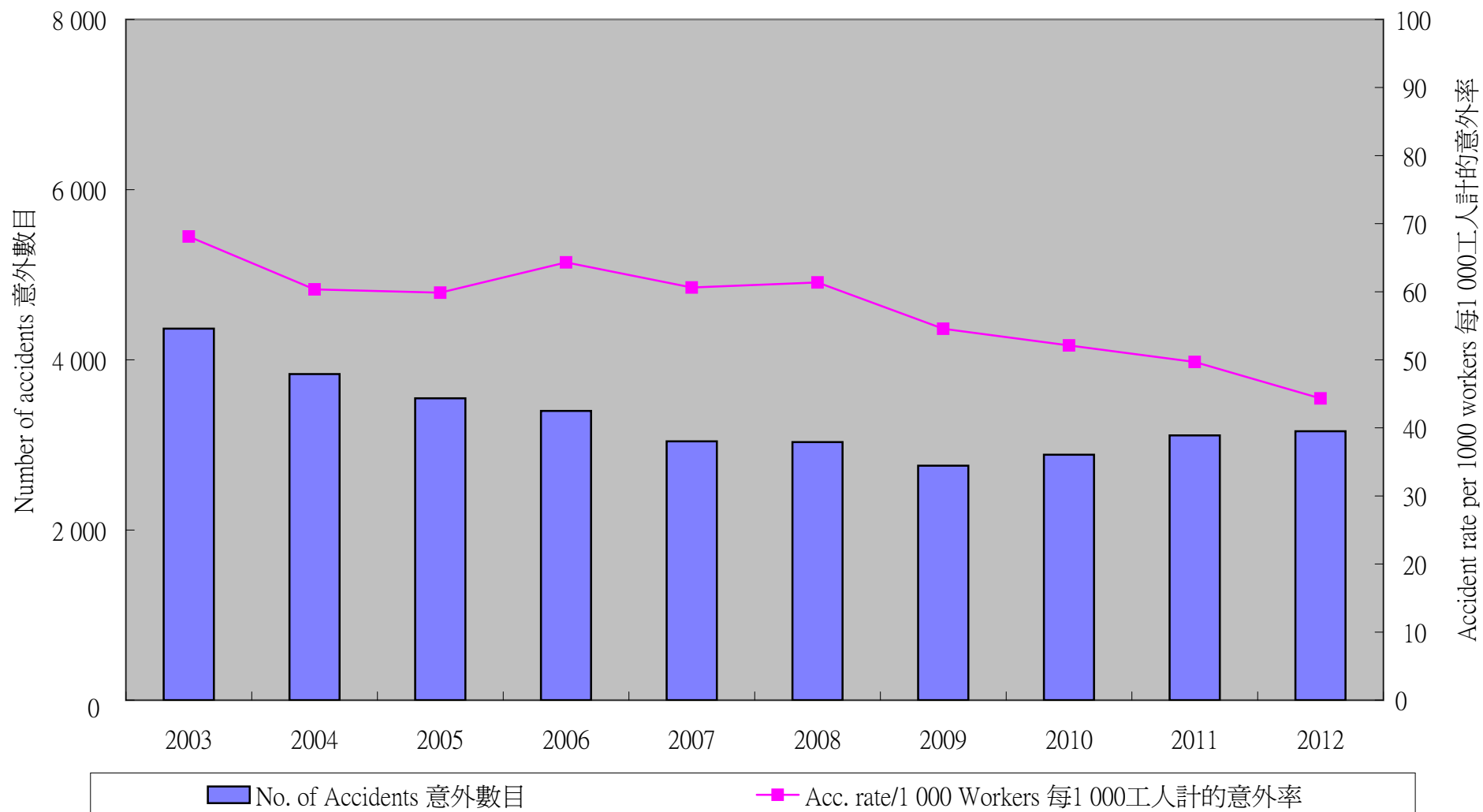
1. The statistics prior to 2009 are compiled based on Hong Kong Standard Industrial Classification (HSIC) Version 1.1 while the statistics from 2009 onwards are compiled based on HSIC Version 2.0.
2. Figures of employment size only covers manual workers on construction sites.
3. Figures of employment size for calculating the accident rate per 1 000 workers are based on the **Quarterly Report of Employment and Vacancies Statistics** published by the Census and Statistics Department (C&SD). Since 2009, the Quarterly Survey of Employment and Vacancies (SEV) conducted by the C&SD has been enhanced to adopt the Hong Kong Standard Industrial Classification (HSIC) Version 2.0 to replace the HSIC Version 1.1 in compiling the statistics on the number of establishments, persons engaged and vacancies. Hence, the employment size from 2009 onwards are in HSIC Version 2.0.
4. The SEV coverage for Construction Industry under HSIC Version 1.1 and HSIC Version 2.0 are the same.

註釋:

1. 2009年以前的統計數字是根據《香港標準行業分類1.1版》編製，而2009年起的統計數字是根據《香港標準行業分類2.0版》編製。
2. 受僱人數只包括在建築地盤工作的工人。
3. 用以計算每1 000名工人計意外率之受僱人數資料源自政府統計處發表的《就業及空缺按季統計報告》。由2009年開始，政府統計處所進行的「僱傭及職位空缺按季統計調查」已採用《香港標準行業分類2.0版》編製機構單位數目、就業人數及職位空缺數目的統計數字，以取替沿用的《香港標準行業分類1.1版》。由2009年開始，受僱人數是按《香港標準行業分類2.0版》編製。
4. 「僱傭及職位空缺按季統計調查」中的建造業在《香港標準行業分類1.1版》和《香港標準行業分類2.0版》的涵蓋範圍是相同。



建造業之工業意外數字 (2003 - 2012)
Industrial Accidents in Construction Industry (2003 - 2012)





Industrial Accidents in Catering Industry (1999 - 2008)

飲食業之工業意外數字(1999 - 2008)

	1999	2000	2001	2002	2003	2004	2005	2006	2007	2008
No. of Accidents 意外數目	12 549	12 621	11 914	10 149	8 527	9 410	8 902	9 294	8 876	8 049
No. of Fatalities 致命意外數目	0	2	0	0	0	0	0	0	0	0
Total No. of Workers 工人總數	187 614	190 685	193 881	185 395	171 999	182 791	188 157	196 935	204 020	207 735
Acc. rate/1 000 Workers 每1 000工人計的意外率	66.9	66.2	61.5	54.7	49.6	51.5	47.3	47.2	43.5	38.7
Fatality rate/1 000 Workers 每1 000工人計的致命意外率	0.000	0.010	0.000	0.000	0.000	0.000	0.000	0.000	0.000	0.000

Notes:

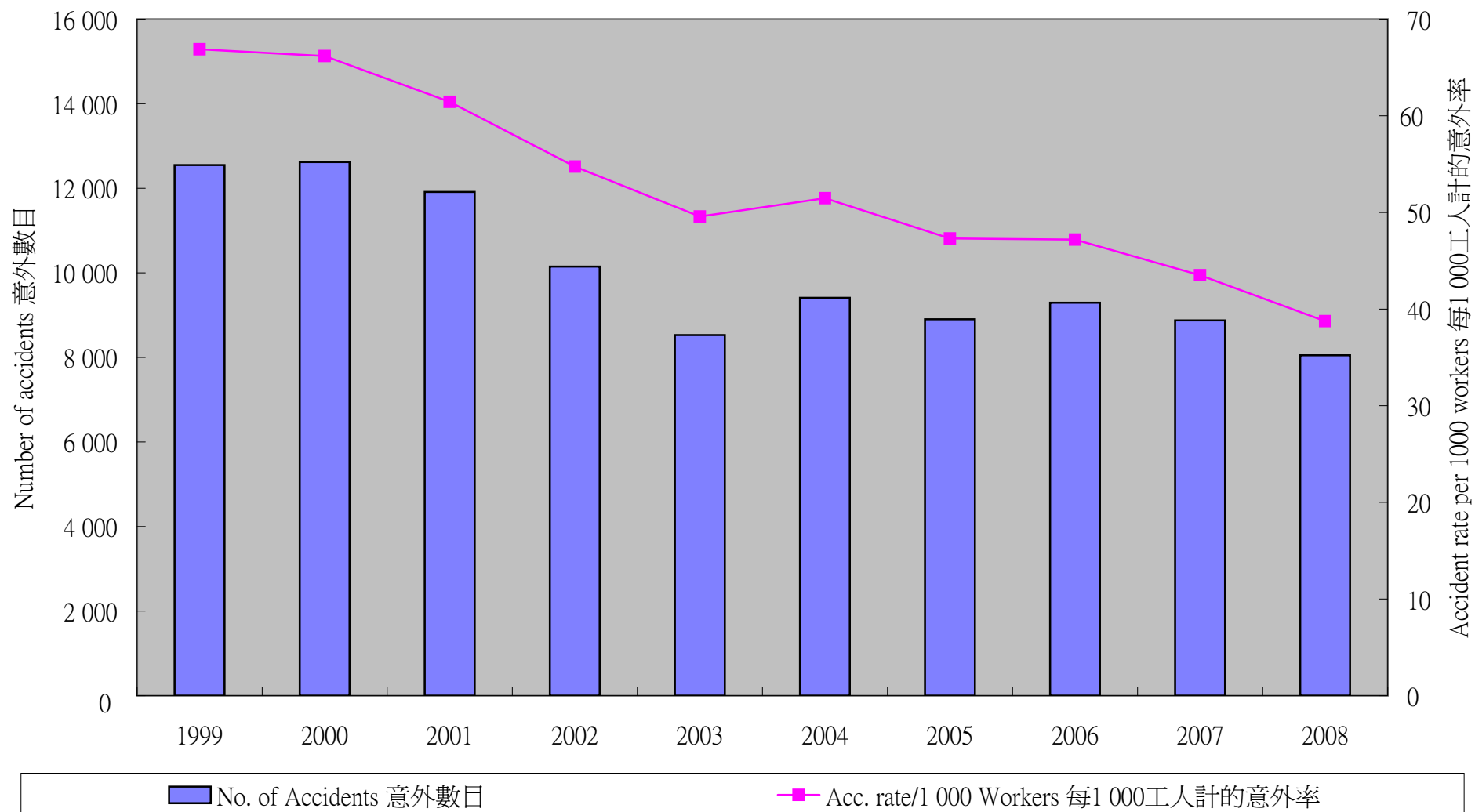
1. The statistics are compiled based on Hong Kong Standard Industrial Classification Version 1.1.
2. Figures of employment size for calculating the accident rate per 1 000 workers are based on the **Quarterly Report of Employment and Vacancies Statistics** published by the Census and Statistics Department (C&SD).

註釋:

1. 統計數字是根據《香港標準行業分類1.1版》編製。
2. 用以計算每1 000名工人計意外率之受僱人數資料源自政府統計處發表的《就業及空缺按季統計報告》。



飲食業之工業意外數字(1999 - 2008)
Industrial Accidents in Catering Industry (1999 - 2008)





Industrial Accidents in Food and Beverage Services (2009 - 2012) 餐飲服務業之工業意外數字 (2009 - 2012)

	2009	2010	2011	2012
No. of Accidents 意外數目	7 470	7 541	7 158	6 216
No. of Fatalities 致命意外數目	0	0	0	1
Employment Size 受僱人數	209 365	217 088	231 368	235 123
Acc. rate/1 000 Workers 每1 000工人計的意外率	35.7	34.7	30.9	26.4
Fatality rate/1 000 Workers 每1 000工人計的致命意外率	0.000	0.000	0.000	0.004

Notes:

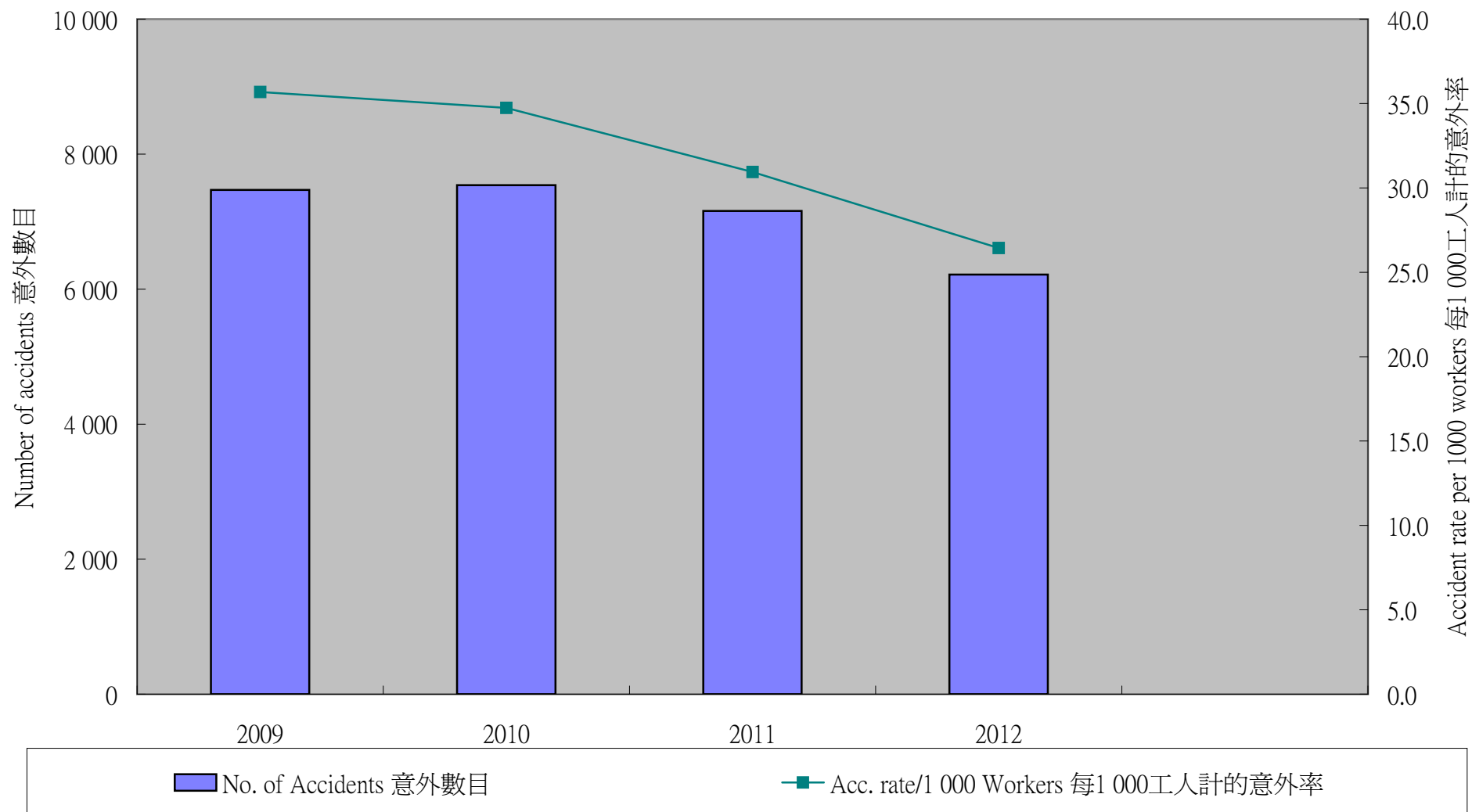
1. The statistics are compiled based on Hong Kong Standard Industrial Classification (HSIC) Version 2.0.
2. Figures of employment size for calculating the accident rate per 1 000 workers are based on the **Quarterly Report of Employment and Vacancies Statistics** published by the Census and Statistics Department (C&SD). Since 2009, the Quarterly Survey of Employment and Vacancies (SEV) conducted by the C&SD has been enhanced to adopt the HSIC Version 2.0 to replace the HSIC Version 1.1 in compiling the statistics on the number of establishments, persons engaged and vacancies. Hence, the employment size from 2009 onwards are in HSIC Version 2.0.
3. The statistics from 2009 onwards cannot be compared with those of previous years due to the changes in coverage of individual industries (except Construction Industry) in HSIC Version 2.0.

註釋:

1. 統計數字是根據《香港標準行業分類2.0版》編製。
2. 用以計算每1 000名工人計意外率之受僱人數資料源自政府統計處發表的《就業及空缺按季統計報告》。由2009年開始，政府統計處所進行的「僱傭及職位空缺按季統計調查」已採用《香港標準行業分類2.0版》編製機構單位數目、就業人數及職位空缺數目的統計數字，以取替沿用的《香港標準行業分類1.1版》。由2009年開始，受僱人數是按《香港標準行業分類2.0版》編製。
3. 由於《香港標準行業分類2.0版》改變了個別行業涵蓋範圍（建造業除外），因此2009年起的統計數字不能與過往年份的數字作全面比較。



餐飲服務業之工業意外數字 (2009 - 2012)
Industrial Accidents in Food and Beverage Services (2009 - 2012)





Industrial Accidents in Manufacturing Industry (1999 - 2008) 製造業之工業意外數字(1999 - 2008)

	1999	2000	2001	2002	2003	2004	2005	2006	2007	2008
No. of Accidents 意外數目	5 499	5 436	4 385	3 636	2 719	2 936	2 912	2 949	2 735	2 467
No. of Fatalities 致命意外數目	2	3	3	0	2	2	0	6	3	2
Total No. of Workers 工人總數	247 830	232 039	211 995	193 013	173 133	167 952	164 668	160 505	157 001	151 618
Acc. rate/1 000 Workers 每1 000工人計的意外率	22.2	23.4	20.7	18.8	15.7	17.5	17.7	18.4	17.4	16.3
Fatality rate/1 000 Workers 每1 000工人計的致命意外率	0.008	0.013	0.014	0.000	0.012	0.012	0.000	0.037	0.019	0.013

Notes:

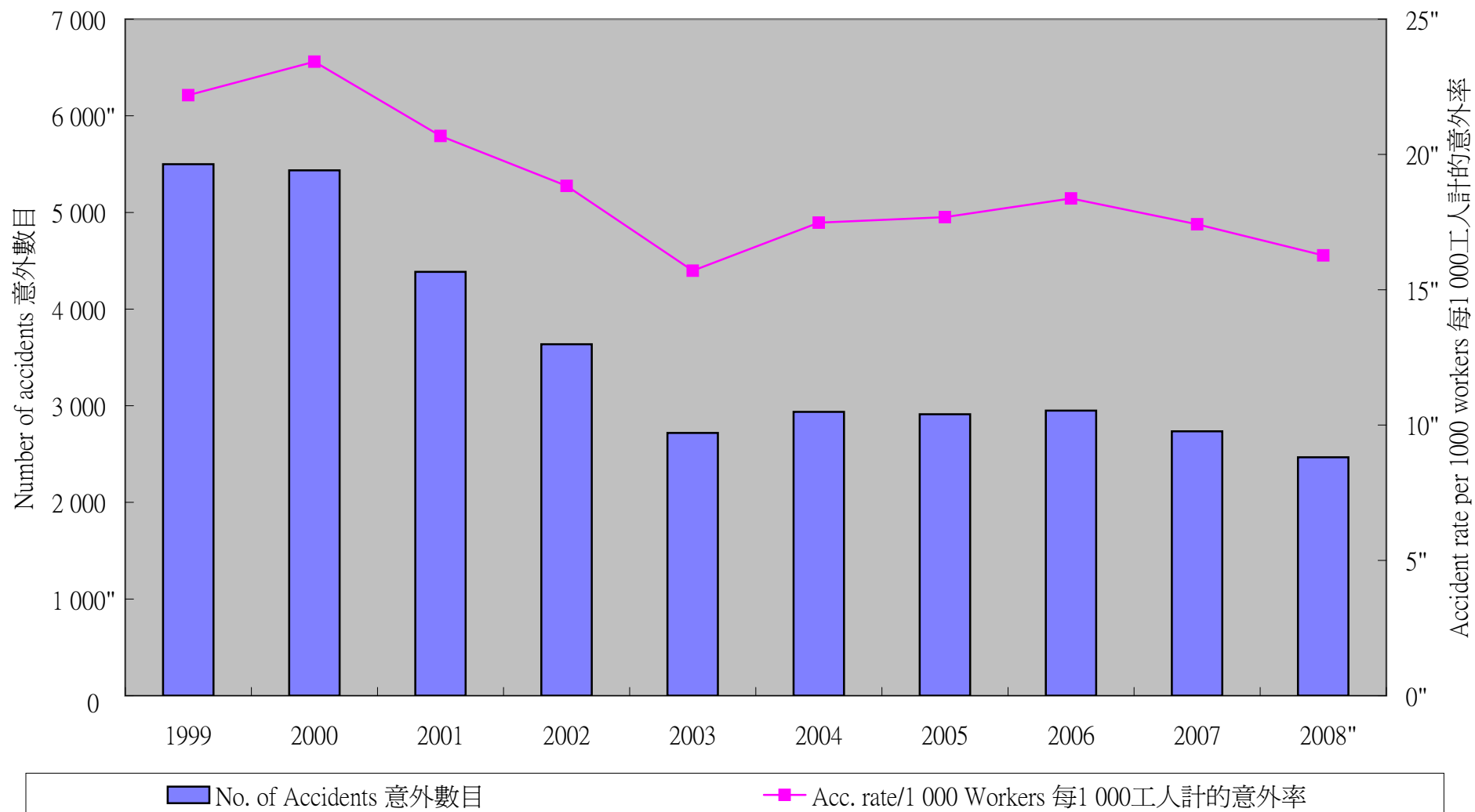
1. The statistics are compiled based on Hong Kong Standard Industrial Classification Version 1.1.
2. Figures of employment size for calculating the accident rate per 1 000 workers are based on the **Quarterly Report of Employment and Vacancies Statistics** published by the Census and Statistics Department (C&SD).

註釋:

1. 統計數字是根據《香港標準行業分類1.1版》編製。
2. 用以計算每1 000名工人計意外率之受僱人數資料源自政府統計處發表的《就業及空缺按季統計報告》。



製造業之工業意外數字(1999 - 2008)"
Industrial Accidents in Manufacturing Industry (1999 - 2008)"





Industrial Accidents in Manufacturing Industry (2009 - 2012) 製造業之工業意外數字 (2009 - 2012)

	2009	2010	2011	2012
No. of Accidents 意外數目	1 991	2 009	2 001	1 944
No. of Fatalities 致命意外數目	1	1	4	1
Employment Size 受僱人數	124 990	119 415	112 716	106 924
Acc. rate/1 000 Workers 每1 000工人計的意外率	15.9	16.8	17.8	18.2
Fatality rate/1 000 Workers 每1 000工人計的致命意外率	0.008	0.008	0.035	0.009

Notes:

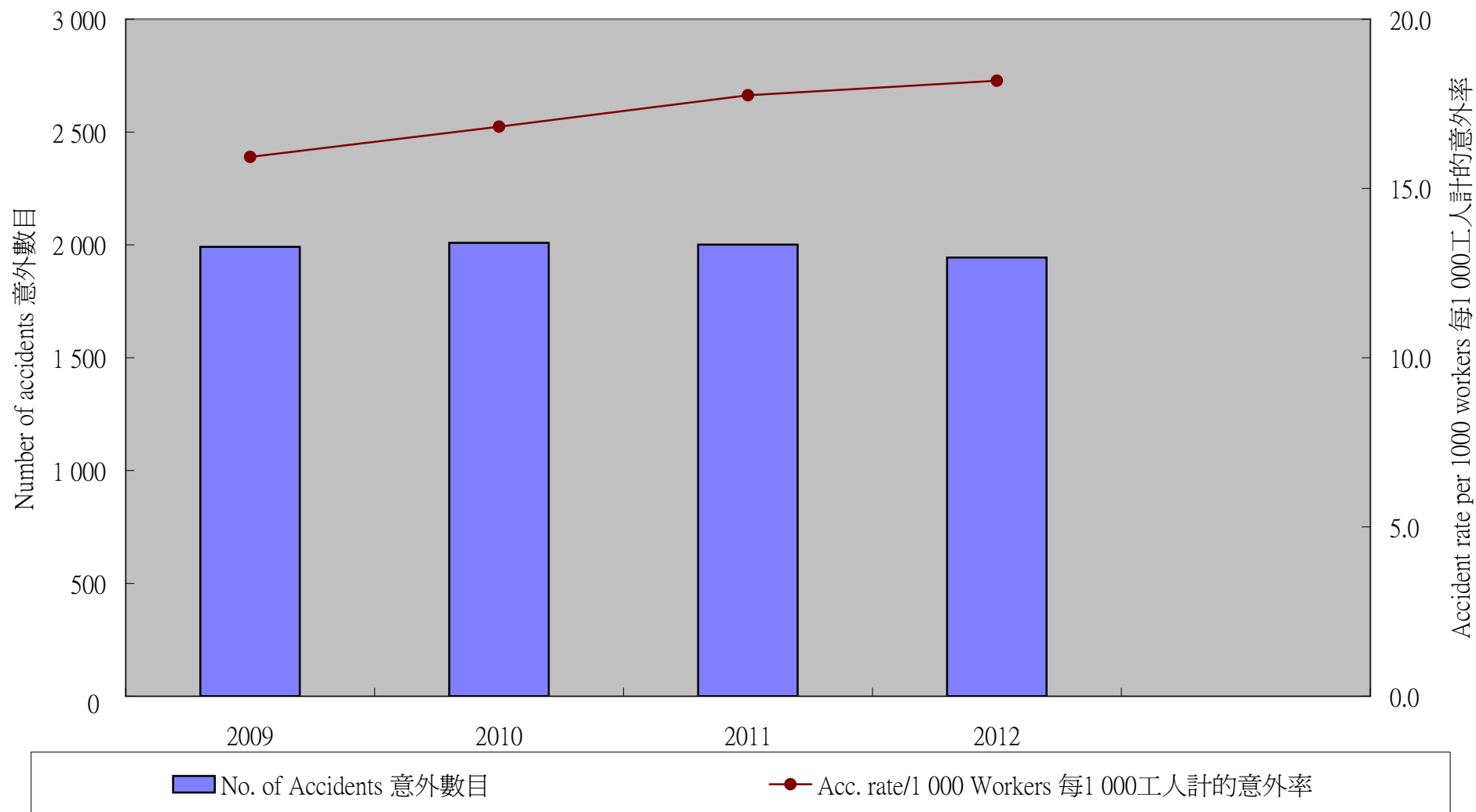
- The statistics are compiled based on Hong Kong Standard Industrial Classification (HSIC) Version 2.0.
- Figures of employment size for calculating the accident rate per 1 000 workers are based on the **Quarterly Report of Employment and Vacancies Statistics** published by the Census and Statistics Department (C&SD). Since 2009, the Quarterly Survey of Employment and Vacancies (SEV) conducted by the C&SD has been enhanced to adopt the HSIC Version 2.0 to replace the HSIC Version 1.1 in compiling the statistics on the number of establishments, persons engaged and vacancies. Hence, the employment size from 2009 onwards are in HSIC Version 2.0.
- The statistics from 2009 onwards cannot be compared with those of previous years due to the changes in coverage of individual industries (except Construction Industry) in HSIC Version 2.0.

註釋:

- 統計數字是根據《香港標準行業分類2.0版》編製。
- 用以計算每1 000名工人計意外率之受僱人數資料源自政府統計處發表的《**就業及空缺按季統計報告**》。由2009年開始，政府統計處所進行的「僱傭及職位空缺按季統計調查」已採用《香港標準行業分類2.0版》編製機構單位數目、就業人數及職位空缺數目的統計數字，以取替沿用的《香港標準行業分類1.1版》。由2009年開始，受僱人數是按《香港標準行業分類2.0版》編製。
- 由於《香港標準行業分類2.0版》改變了個別行業涵蓋範圍（建造業除外），因此2009年起的統計數字不能與過往年份的數字作全面比較。



製造業之工業意外數字 (2009 - 2012)
Industrial Accidents in Manufacturing Industry (2009 - 2012)





Industrial Accidents in Major Industries (1999 - 2008)

主要行業之工業意外數字(1999 - 2008)

	1999	2000	2001	2002	2003	2004	2005	2006	2007	2008
No. of Accidents										
意外數目										
Construction Industry 建造業	14 078	11 925	9 206	6 239	4 367	3 833	3 548	3 400	3 042	3 033
Catering Industry 飲食業	12 549	12 621	11 914	10 149	8 527	9 410	8 902	9 294	8 876	8 049
Manufacturing Industry 製造業	5 499	5 436	4 385	3 636	2 719	2 936	2 912	2 949	2 735	2 467
Acc. Rate/1 000 Workers										
每1 000工人計的意外率										
Construction Industry 建造業	198.4	149.8	114.6	85.2	68.1	60.3	59.9	64.3	60.6	61.4
Catering Industry 飲食業	66.9	66.2	61.5	54.7	49.6	51.5	47.3	47.2	43.5	38.7
Manufacturing Industry 製造業	22.2	23.4	20.7	18.8	15.7	17.5	17.7	18.4	17.4	16.3

Notes:

1. The statistics are compiled based on Hong Kong Standard Industrial Classification (HSIC) Version 1.1.
2. Figures of employment size for calculating the accident rate per 1 000 workers are based on the **Quarterly Report of Employment and Vacancies Statistics** published by the Census and Statistics Department (C&SD).

註釋:

1. 統計數字是根據《香港標準行業分類1.1版》編製。
2. 用以計算每1 000名工人計意外率之受僱人數資料源自政府統計處發表的《就業及空缺按季統計報告》。



Industrial Accidents in Major Industries (2009 - 2012) 主要行業之工業意外數字 (2009 - 2012)

	2009	2010	2011	2012
No. of Accidents 意外數目				
Construction Industry 建造業	2 755	2 884	3 112	3 160
Food and Beverage Services 餐飲服務業	7 470	7 541	7 158	6 216
Manufacturing Industry 製造業	1 991	2 009	2 001	1 944
Acc. Rate/1 000 Workers 每1 000工人計的意外率				
Construction Industry 建造業	54.6	52.1	49.7	44.3
Food and Beverage Services 餐飲服務業	35.7	34.7	30.9	26.4
Manufacturing Industry 製造業	15.9	16.8	17.8	18.2

Notes:

1. The statistics are compiled based on Hong Kong Standard Industrial Classification (HSIC) Version 2.0.
2. Figures of employment size for calculating the accident rate per 1 000 workers are based on the **Quarterly Report of Employment and Vacancies Statistics** published by the Census and Statistics Department (C&SD). Since 2009, the Quarterly Survey of Employment and Vacancies (SEV) conducted by the C&SD has been enhanced to adopt the HSIC Version 2.0 to replace the HSIC Version 1.1 in compiling the statistics on the number of establishments, persons engaged and vacancies. Hence, the employment size from 2009 onwards are in HSIC Version 2.0.
3. The statistics from 2009 onwards cannot be compared with those of previous years due to the changes in coverage of individual industries (except Construction Industry) in HSIC Version 2.0.
4. The SEV coverage for Construction Industry under HSIC Version 1.1 and HSIC Version 2.0 are the same.

註釋:

1. 統計數字是根據《香港標準行業分類2.0版》編製。
2. 用以計算每1 000名工人計意外率之受僱人數資料源自政府統計處發表的《就業及空缺按季統計報告》。由2009年開始，政府統計處所進行的「僱傭及職位空缺按季統計調查」已採用《香港標準行業分類2.0版》編製機構單位數目、就業人數及職位空缺數目的統計數字，以取替沿用的《香港標準行業分類1.1版》。由2009年開始，受僱人數是按《香港標準行業分類2.0版》編製。
3. 由於《香港標準行業分類2.0版》改變了個別行業涵蓋範圍（建造業除外），因此2009年起的統計數字不能與過往年份的數字作全面比較。
4. 「僱傭及職位空缺按季統計調查」中的建造業在《香港標準行業分類1.1版》和《香港標準行業分類2.0版》的涵蓋範圍是相同。



Industrial Accidents in All Industries (1999 - 2008) 所有行業之工業意外數字(1999 - 2008)

	1999	2000	2001	2002	2003	2004	2005	2006	2007	2008
No. of Accidents 意外數目	35 986	33 652	28 518	22 453	17 249	17 533	16 917	17 286	16 117	14 932
No. of Fatalities 致命意外數目	52	43	34	25	28	24	29	26	25	24
Total No. of Workers 工人總數	652 931	651 441	638 978	600 781	550 655	556 572	552 160	549 109	550 121	549 866
Acc. rate/1 000 Workers 每1 000工人計的意外率	55.1	51.7	44.6	37.4	31.3	31.5	30.6	31.5	29.3	27.2
Fatality rate/1 000 Workers 每1 000工人計的致命意外率	0.080	0.066	0.053	0.042	0.051	0.043	0.053	0.047	0.045	0.044

Notes:

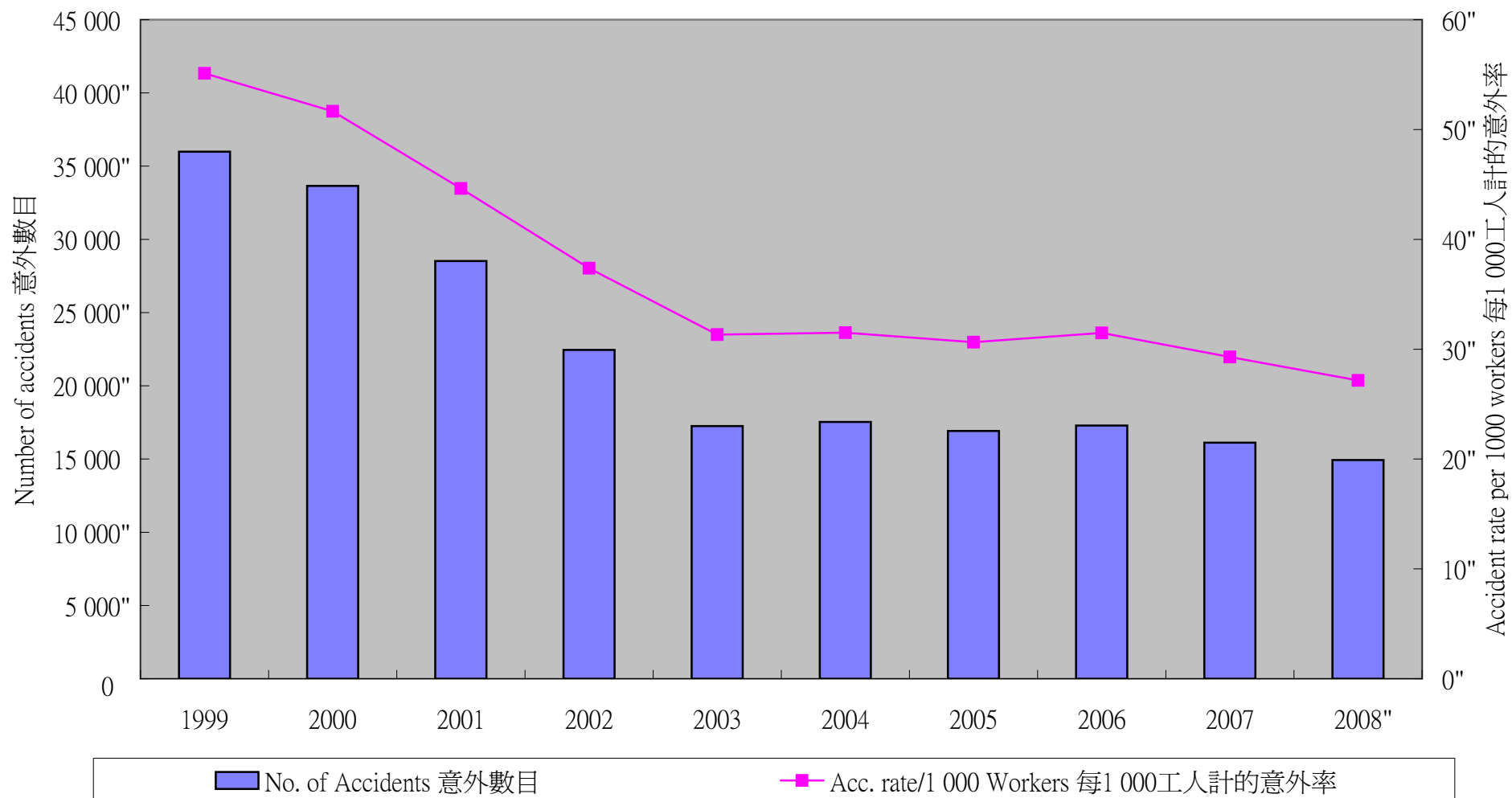
1. The statistics are compiled based on Hong Kong Standard Industrial Classification (HSIC) Version 1.1.
2. Figures of employment size for calculating the accident rate per 1 000 workers are based on the **Quarterly Report of Employment and Vacancies Statistics** published by the Census and Statistics Department (C&SD).

註釋:

1. 統計數字是根據《香港標準行業分類1.1版》編製。
2. 用以計算每1 000名工人計意外率之受僱人數資料源自政府統計處發表的《就業及空缺按季統計報告》。



所有行業之工業意外數字(1999 - 2008)"
Industrial Accidents in All Industries (1999 - 2008)"





Industrial Accidents in All Industries (2009 - 2012) 所有行業之工業意外數字 (2009 - 2012)

	2009	2010	2011	2012
No. of Accidents 意外數目	13 600	14 015	13 658	12 547
No. of Fatalities 致命意外數目	21	18	29	29
Employment Size 受僱人數	552 773	562 104	579 875	589 504
Acc. rate/1 000 Workers 每1 000工人計的意外率	24.6	24.9	23.6	21.3
Fatality rate/1 000 Workers 每1 000工人計的致命意外率	0.038	0.032	0.050	0.049

Notes:

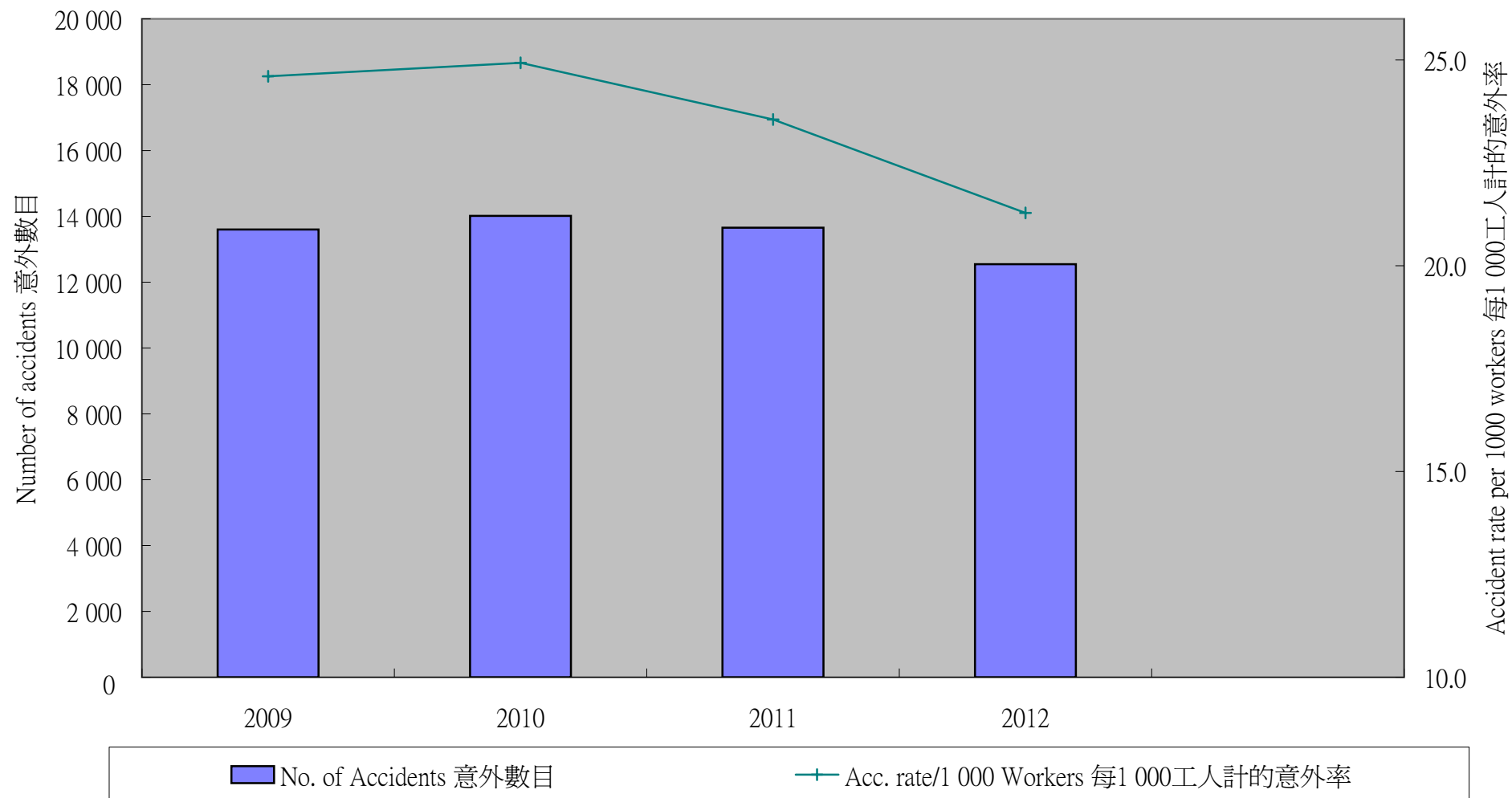
1. The statistics are compiled based on Hong Kong Standard Industrial Classification (HSIC) Version 2.0.
2. Figures of employment size for calculating the accident rate per 1 000 workers are based on the **Quarterly Report of Employment and Vacancies Statistics** published by the Census and Statistics Department (C&SD). Since 2009, the Quarterly Survey of Employment and Vacancies (SEV) conducted by the C&SD has been enhanced to adopt the HSIC Version 2.0 to replace the HSIC Version 1.1 in compiling the statistics on the number of establishments, persons engaged and vacancies. Hence, the employment size from 2009 onwards are in HSIC Version 2.0.
3. The statistics from 2009 onwards cannot be compared with those of previous years due to the changes in coverage of individual industries (except Construction Industry) in HSIC Version 2.0.

註釋:

1. 統計數字是根據《香港標準行業分類2.0版》編製。
2. 用以計算每1 000名工人計意外率之受僱人數資料源自政府統計處發表的《就業及空缺按季統計報告》。由2009年開始，政府統計處所進行的「僱傭及職位空缺按季統計調查」已採用《香港標準行業分類2.0版》編製機構單位數目、就業人數及職位空缺數目的統計數字，以取替沿用的《香港標準行業分類1.1版》。由2009年開始，受僱人數是按《香港標準行業分類2.0版》編製。
3. 由於《香港標準行業分類2.0版》改變了個別行業涵蓋範圍（建造業除外），因此2009年起的統計數字不能與過往年份的數字作全面比較。



所有行業之工業意外數字 (2009 - 2012)
Industrial Accidents in All Industries (2009 - 2012)





Number of Confirmed Occupational Diseases (2003 - 2012)
2003 - 2012 經證實為職業病的個案數字

Occupational Disease	職業病	2003	2004	2005	2006	2007	2008	2009	2010	2011	2012
Compressed Air Illness	氣壓病	2	0	1	1	0	0	1	1	3	12
Tenosynovitis of the Hand or Forearm	手部或前臂腱鞘炎	34	43	75	63	35	40	39	48	70	69
Carpal Tunnel Syndrome	腕管綜合症	0	1	0	1	1	0	0	0	0	1
Tuberculosis	結核病	30	42	30	18	16	25	18	11	17	15
<i>Streptococcus suis</i> Infection	豬型鏈球菌感染	0	1	6	0	1	3	0	3	1	1
Cadmium Poisoning	鎘中毒	0	3	0	1	0	0	0	0	0	0
Occupational Dermatitis	職業性皮膚炎	10	7	10	8	7	3	10	5	7	3
Poisoning by Halogen Derivatives of Hydrocarbons of the Aliphatic Series	脂肪系碳氫化合物的鹵素衍生物中毒	0	0	0	0	0	0	0	0	0	5
Inflammation or Ulceration of the Mucous Membrane of the Upper Respiratory Passages or Mouth produced by Dust, Liquid or Vapour	因塵埃、液體或蒸氣引致上呼吸道或口腔的黏膜發炎或潰瘍	1	1	0	0	0	0	0	0	0	0
Bruceellosis	布魯氏桿菌病	0	0	0	0	0	0	0	0	0	1
Occupational Asthma	職業性哮喘病	1	0	0	0	0	0	0	0	0	0
Leptospirosis	鈎端螺旋體病	0	0	0	0	0	0	0	0	1	1
Avian chlamydiosis	鸚鵡熱或飼鳥病	0	0	0	0	0	0	0	0	1	0
Silicosis	矽肺病	74	69	68	109	67	65	86	61	63	44
Asbestosis	石棉沉着病	6	4	2	7	2	5	5	1	9	3
Mesothelioma ¹	間皮瘤 ¹	N.A.	N.A.	N.A.	N.A.	N.A.	1	15	12	13	12
Occupational Deafness ²	職業性失聰 ²	74	52	60	51	47	58	77	70	157	99
Gas Poisoning ³	氣體中毒 ³	26 (7)	28 (10)	4 (3)	5 (3)	1 (1)	4 (4)	17 (5)	17 (8)	11 (5)	14 (3)
Total	總數	258	251	256	264	177	204	268	229	353	280

Notes :

1. Mesothelioma was prescribed as a new occupational disease under the Pneumoconiosis and Mesothelioma (Compensation) Ordinance in April 2008.
2. The coverage of the Occupational Deafness (Compensation) Ordinance has been extended to employees with noise-induced monaural hearing loss in April 2010. In 2012, there were 50 such cases.
3. The figure in bracket denotes the number of incidents.
4. "N.A." means not applicable.

附註：

1. 在2008年4月，間皮瘤被列入《肺塵埃沉着病及間皮瘤(補償)條例》為新的職業病。
2. 《職業性失聰(補償)條例》的補償範圍已在2010年4月延伸至罹患噪音引致單耳失聰的僱員。在2012年，該些個案共有50宗。
3. 括號中的數字為事件次數。
4. "N.A." 是指不適用。



Occupational Injuries and Injury Rates in All Economic Activities in 2003 - 2012

二零零三年至二零一二年所有經濟行業之職業傷亡個案及傷亡率

	2003	2004	2005	2006	2007	2008	2009	2010	2011	2012
Number of occupational injuries 傷亡個案	42 022	44 025	44 267	46 937	43 979	41 900	39 579	41 907	40 578	39 907
Injury rate per 1 000 employees 每1 000僱員計之傷亡率	17.7	18.1	17.8	18.4	16.9	15.8	15.0	15.5	14.6	14.1

Notes:

1. The statistics prior to 2009 are compiled based on Hong Kong Standard Industrial Classification (HSIC) Version 1.1 while the statistics from 2009 onwards are compiled based on HSIC Version 2.0.
2. Figures of employment size for calculating the accident rate per 1 000 workers are based on the **Quarterly Report of Employment and Vacancies Statistics** published by the Census and Statistics Department (C&SD). Since 2009, the Quarterly Survey of Employment and Vacancies (SEV) conducted by the C&SD has been enhanced to adopt the HSIC Version 2.0 to replace the HSIC Version 1.1 in compiling the statistics on the number of establishments, persons engaged and vacancies. Hence, the employment size from 2009 onwards are in HSIC Version 2.0.

註釋:

1. 2009年以前的統計數字是根據《香港標準行業分類1.1版》編製，而2009年起的統計數字是根據《香港標準行業分類2.0版》編製。
2. 用以計算每1 000名工人計意外率之受僱人數資料源自政府統計處發表的《就業及空缺按季統計報告》。由2009年開始，政府統計處所進行的「僱傭及職位空缺按季統計調查」已採用《香港標準行業分類2.0版》編製機構單位數目、就業人數及職位空缺數目的統計數字，以取替沿用的《香港標準行業分類1.1版》。由2009年開始，受僱人數是按《香港標準行業分類2.0版》編製。



二零零三年至二零一二年所有經濟行業之職業傷亡個案及傷亡率
Occupational Injuries and Injury Rates in All Economic Activities in 2003 - 2012

