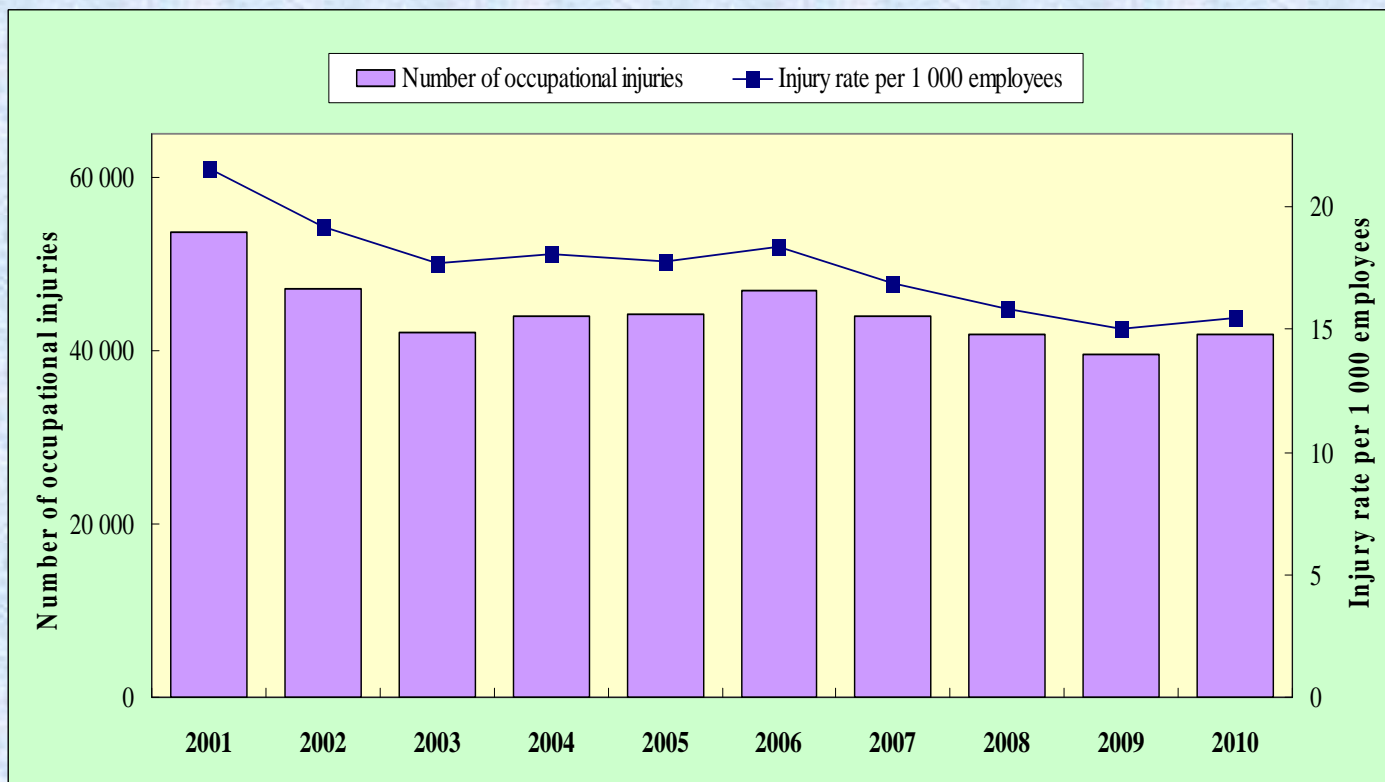


Occupational Safety and Health Statistics 2010



Occupational Safety and Health Branch
Labour Department
September 2011





Occupational Safety and Health Statistics

Introduction

Statistics in this section provide information and analysis on work-related accidents and occupational diseases in Hong Kong. They also provide recent accident trends by economic sectors and selected industries. Employers, employees and occupational safety and health practitioners may use them to measure the performance in their own organisations against the overall accident rates and the industry average. We hope that such information will help individual establishments manage their occupational safety and health programmes better and improve their safety performance.

Definitions and further information

Occupational injuries (including industrial accidents) are injury cases arising from work accidents, resulting in death or incapacity for work of over three days, and reported under the Employees' Compensation Ordinance.

Industrial accidents refer to injuries and deaths arising from industrial activities in industrial undertakings as defined under the Factories and Industrial Undertakings Ordinance.

Occupational diseases are the confirmed occupational diseases reported under the Employees' Compensation Ordinance, the Occupational Deafness (Compensation) Ordinance and the Pneumoconiosis and Mesothelioma (Compensation) Ordinance.

Injury rate per 1 000 employees is calculated by:

$$\frac{\text{Number of occupational injuries}}{\text{*Employment size}} \times 1\,000$$

Accident rate per 1 000 workers is calculated by:

$$\frac{\text{Number of industrial accidents}}{\text{*Employment size}} \times 1\,000$$

* Employment size are based on the Quarterly Report of Employment and Vacancies published by the Census and Statistics Department.



The components that form the statistics may vary from country to country in respect of the legal requirements in the reporting of accidents and occupational diseases, the economic sectors covered and the definition of workforce. Accident and occupational disease statistics of different countries may not be directly comparable and should therefore be interpreted with care.

Note :

Since 2009, the Quarterly Survey of Employment and Vacancies conducted by the Census and Statistics Department has been enhanced to adopt the Hong Kong Standard Industrial Classification (HSIC) Version 2.0 to replace the HSIC Version 1.1 in compiling the statistics on the number of establishments, persons engaged and vacancies. Thenceforth all the statistics contained in the Quarterly Report of Employment and Vacancies Statistics are in HSIC Version 2.0. Only the coverage of the Construction Industry is the same in both HSIC Version 1.1 and Version 2.0. Other industries, even with the same labels in HSIC Version 2.0, have different coverage. A crude conversion between the top level classification of HSIC Version 1.1 and Version 2.0 is shown at Appendix for reference. For information of HSIC Version 1.1 and Version 2.0, please refer to the webpage of the Census and Statistics Department.

With effect from this issue, the OSH statistics are compiled based on HSIC Version 2.0 and may not be strictly comparable to those published previously under HSIC Version 1.1. In addition, accident cases of 2009 have been re-codified in HSIC Version 2.0 format to enable comparison with 2010.

For enquiry or further information relating to the accident statistics, please contact
the Accident Analysis and Information Division at

Tel: 2815 0678 or Fax: 2541 8537

For enquiry or further information relating to occupational disease statistics, please
contact the Occupational Medicine Division (Health Promotion) at

Tel: 2852 4041 or Fax: 2581 2049

For complaints regarding unsafe workplaces and practices,
please call the Accident Analysis and Information Division at Tel: 2542 2172

All complaints will be treated in the strictest confidence

Email : enquiry@labour.gov.hk

Web site: <http://www.labour.gov.hk>



**Occupational Injuries in All Workplaces
in 2010
- analysed by Industry Section**

二零一零年所有工作地點之職業傷亡個案 - 按行業主類分析

Industry Section 行業主類	2009 二零零九年	2010 二零一零年
Agriculture, forestry and fishing 農業、林業及漁業	17 (1)	21
Mining and quarrying 採礦及採石業	1	0
Manufacturing 製造業	2 792 (6)	2 838 (14)
Electricity, gas and waste management 電力、燃氣及廢棄物管理	231	226 (5)
Construction 建造業	2 827 (41)	2 965 (26)
Import/export, wholesale and retail trades 進出口貿易、批發及零售業	4 415 (14)	4 661 (18)
Transportation, storage, postal and courier services 運輸、倉庫、郵政及速遞服務	4 540 (29)	5 227 (30)
Accommodation and food services 住宿及膳食服務	9 153 (8)	9 580 (14)
Information and communications 資訊及通訊	405 (1)	364 (5)
Financing and insurance 金融及保險	207 (2)	239 (1)
Real estate 地產	1 889 (15)	2 073 (13)
Professional and business services 專業及商用服務	4 346 (18)	4 564 (31)
Public administration, and social and personal services 公共行政以及社會及個人服務	8 381 (20)	8 791 (18)
Other industries 其他行業	375 (10)	358 (8)
TOTAL 總數	39 579 (165)	41 907 (183)

Notes:


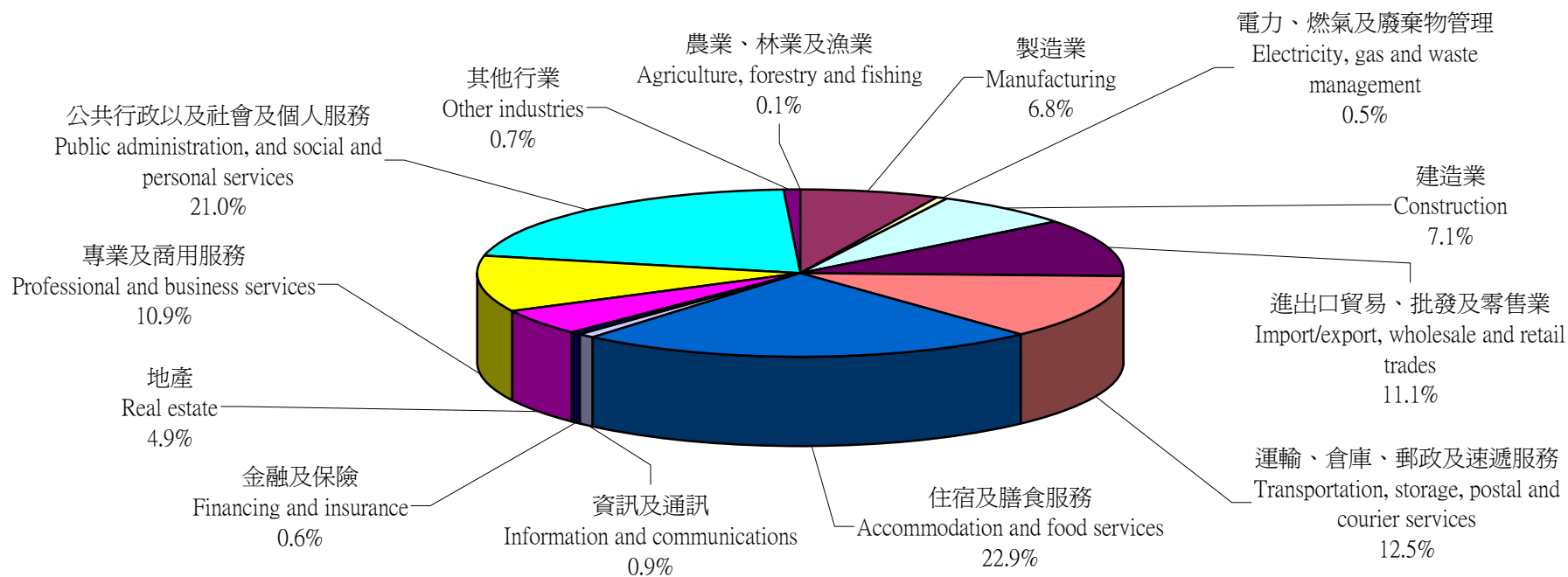
- Occupational injuries (including industrial accidents) are injury cases arising from work accidents, resulting in death or incapacity for work of over three days, and reported under the Employees' Compensation Ordinance.
- Figures in brackets denote the number of fatalities.
- The above injury figures are recorded as at 31 March 2011.
- The above statistics are compiled based on the Hong Kong Standard Industrial Classification Version 2.0.

註釋:

- 職業傷亡個案是指根據《僱員補償條例》呈報由工作意外引致死亡或失去工作能力三天以上的受傷個案(包括工業意外個案)。
- 括號內的數字顯示死亡人數。
- 上列傷亡數字為截至2011年3月31日所記錄的數字。
- 以上的統計數字是按《香港標準行業分類2.0版》編製。



二零一零年所有工作地點之職業傷亡個案 - 按行業主類分析
Occupational Injuries in All Workplaces in 2010 - analysed by Industry Section





**Occupational Injuries in All Workplaces
in 2010
- analysed by Type of Accident**

二零一零年所有工作地點之職業傷亡個案 - 按意外類別分析

Type of Accident 意外類別		2009 二零零九年		2010 二零一零年	
Trapped in or between objects	受困於物件之內或物件之間	1 103	(1)	1 111	(3)
Injured whilst lifting or carrying	提舉或搬運物件時受傷	8 942		9 554	
Slip, trip or fall on same level	滑倒、絆倒或在同一高度跌倒	9 231		10 060	
Fall of person from height	人體從高處墮下	1 597	(25)	1 633	(15)
Striking against fixed or stationary object	與固定或不動的物件碰撞	2 947		3 519	
Striking against or struck by moving object	被移動物件或與移動物件碰撞	3 375	(3)	3 688	(3)
Stepping on object	踏在物件上	157		194	
Exposure to or contact with harmful substance	暴露於有害物質中或接觸有害物質	302		287	
Contact with electricity or electric discharge	觸電或接觸放出的電流	26	(1)	25	(1)
Trapped by collapsing or overturning object	受困於倒塌或翻側的物件	7	(1)	5	(1)
Struck by falling object	遭墮下的物件撞擊	474	(1)	405	
Struck by moving vehicle	遭移動中的車輛撞倒	2 372	(18)	2 348	(25)
Contact with moving machinery or object being machined	觸及開動中的機器或觸及以機器製造中的物件	744	(1)	796	(2)
Drowning	遇溺	5	(5)	4	(4)
Exposure to fire	火警燒傷	42		45	(1)
Exposure to explosion	爆炸受傷	12		22	
Injured by hand tool	被手工具所傷	3 446		3 208	
Injured by fall of ground	泥土傾瀉受傷	1		0	
Asphyxiation	窒息	2	(2)	0	
Contact with hot surface or substance	觸及灼熱表面或物質	2 326		2 355	
Injured by animal	被動物所傷	470		390	
Injured in workplace violence	於工作場所暴力事件中受傷	773	(2)	853	(5)
Others	其他類別	1 225	(105)	1 405	(123)
TOTAL	總數	39 579	(165)	41 907	(183)

Notes:

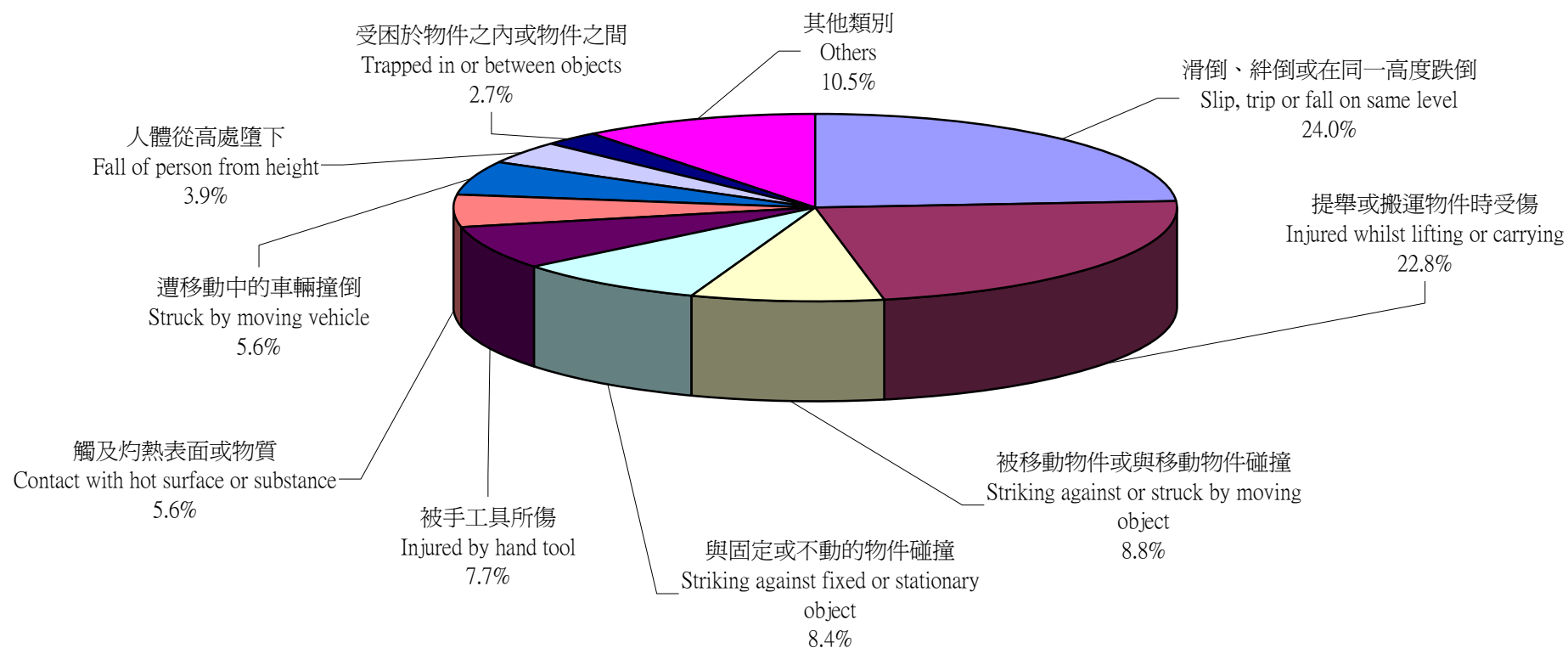
- Occupational injuries (including industrial accidents) are injury cases arising from work accidents, resulting in death or incapacity for work of over three days, and reported under the Employees' Compensation Ordinance.
- Figures in brackets denote the number of fatalities.
- The above injury figures are recorded as at 31 March 2011.

註釋:

- 職業傷亡個案是指根據《僱員補償條例》呈報由工作意外引致死亡或失去工作能力三天以上的受傷個案(包括工業意外個案)。
- 括號內的數字顯示死亡人數。
- 上列傷亡數字為截至2011年3月31日所記錄的數字。



二零一零年所有工作地點之職業傷亡個案以意外類別分析
Occupational Injuries in All Workplaces in 2010 - analysed by Type of Accident



Slip, trip or fall on same level 滑倒、絆倒或在同一高度跌倒	Injured whilst lifting or carrying 提舉或搬運物件時受傷
Striking against or struck by moving object 被移動物件或與移動物件碰撞	Striking against fixed or stationary object 與固定或不動的物件碰撞
Injured by hand tool 被手工具所傷	Contact with hot surface or substance 觸及灼熱表面或物質
Struck by moving vehicle 遭移動中的車輛撞倒	Fall of person from height 人體從高處墮下
Trapped in or between objects 受困於物件之內或物件之間	Others 其他類別



**Occupational Injuries in Manufacturing Industry
in 2010
- analysed by Type of Accident**

二零一零年製造業之職業傷亡個案 - 按意外類別分析

Type of Accident 意外類別		2009 二零零九年	2010 二零一零年
Trapped in or between objects	受困於物件之內或物件之間	98	95
Injured whilst lifting or carrying	提舉或搬運物件時受傷	677	745
Slip, trip or fall on same level	滑倒、絆倒或在同一高度跌倒	515	508
Fall of person from height	人體從高處墮下	78 (1)	104
Striking against fixed or stationary object	與固定或不動的物件碰撞	257	257
Striking against or struck by moving object	被移動物件或與移動物件碰撞	310	316
Stepping on object	踏在物件上	14	20
Exposure to or contact with harmful substance	暴露於有害物質中或接觸有害物質	21	23
Contact with electricity or electric discharge	觸電或接觸放出的電流	3 (1)	1
Trapped by collapsing or overturning object	受困於倒塌或翻側的物件	0	0
Struck by falling object	遭墮下的物件撞擊	34	33
Struck by moving vehicle	遭移動中的車輛撞倒	167	149 (2)
Contact with moving machinery or object being machined	觸及開動中的機器或觸及以機器製造中的物件	240	213
Drowning	遇溺	0	0
Exposure to fire	火警燒傷	5	5
Exposure to explosion	爆炸受傷	0	0
Injured by hand tool	被手工具所傷	186	174
Injured by fall of ground	泥土傾瀉受傷	0	0
Asphyxiation	窒息	0	0
Contact with hot surface or substance	觸及灼熱表面或物質	114	112
Injured by animal	被動物所傷	2	5
Injured in workplace violence	於工作場所暴力事件中受傷	10	11 (1)
Others	其他類別	61 (4)	67 (11)
TOTAL	總數	2 792 (6)	2 838 (14)

Notes:

- Occupational injuries (including industrial accidents) are injury cases arising from work accidents, resulting in death or incapacity for work of over three days, and reported under the Employees' Compensation Ordinance.
- Figures in brackets denote the number of fatalities.
- The above injury figures are recorded as at 31 March 2011.

註釋:

- 職業傷亡個案是指根據《僱員補償條例》呈報由工作意外引致死亡或失去工作能力三天以上的受傷個案(包括工業意外個案)。
- 括號內的數字顯示死亡人數。
- 上列傷亡數字為截至2011年3月31日所記錄的數字。



**Occupational Injuries in Construction Industry
in 2010
- analysed by Type of Accident**

二零一零年建造業之職業傷亡個案 - 按意外類別分析

Type of Accident 意外類別		2009 二零零九年	2010 二零一零年
Trapped in or between objects	受困於物件之內或物件之間	93	85
Injured whilst lifting or carrying	提舉或搬運物件時受傷	579	551
Slip, trip or fall on same level	滑倒、絆倒或在同一高度跌倒	519	581
Fall of person from height	人體從高處墮下	400 (15)	407 (6)
Striking against fixed or stationary object	與固定或不動的物件碰撞	220	305
Striking against or struck by moving object	被移動物件或與移動物件碰撞	426 (2)	443
Stepping on object	踏在物件上	19	27
Exposure to or contact with harmful substance	暴露於有害物質中或接觸有害物質	8	7
Contact with electricity or electric discharge	觸電或接觸放出的電流	5	7 (1)
Trapped by collapsing or overturning object	受困於倒塌或翻側的物件	0	1
Struck by falling object	遭墮下的物件撞擊	87 (1)	75
Struck by moving vehicle	遭移動中的車輛撞倒	37 (2)	23 (2)
Contact with moving machinery or object being machined	觸及開動中的機器或觸及以機器製造中的物件	199	245 (2)
Drowning	遇溺	1 (1)	0
Exposure to fire	火警燒傷	8	5
Exposure to explosion	爆炸受傷	4	3
Injured by hand tool	被手工具所傷	137	104
Injured by fall of ground	泥土傾瀉受傷	1	0
Asphyxiation	窒息	0	0
Contact with hot surface or substance	觸及灼熱表面或物質	21	20
Injured by animal	被動物所傷	6	2
Injured in workplace violence	於工作場所暴力事件中受傷	6	14
Others	其他類別	51 (20)	60 (15)
TOTAL	總數	2 827 (41)	2 965 (26)

Notes:

- Occupational injuries (including industrial accidents) are injury cases arising from work accidents, resulting in death or incapacity for work of over three days, and reported under the Employees' Compensation Ordinance.
- Figures in brackets denote the number of fatalities.
- The above injury figures are recorded as at 31 March 2011.

註釋:

- 職業傷亡個案是指根據《僱員補償條例》呈報由工作意外引致死亡或失去工作能力三天以上的受傷個案(包括工業意外個案)。
- 括號內的數字顯示死亡人數。
- 上列傷亡數字為截至2011年3月31日所記錄的數字。



**Occupational Injuries in Food and Beverage Services
in 2010
- analysed by Type of Accident**

二零一零年餐飲服務業之職業傷亡個案 - 按意外類別分析

Type of Accident 意外類別		2009 二零零九年	2010 二零一零年
Trapped in or between objects	受困於物件之內或物件之間	110	104
Injured whilst lifting or carrying	提舉或搬運物件時受傷	1 303	1 255
Slip, trip or fall on same level	滑倒、絆倒或在同一高度跌倒	1 289	1 364
Fall of person from height	人體從高處墮下	61	52
Striking against fixed or stationary object	與固定或不動的物件碰撞	584	761
Striking against or struck by moving object	被移動物件或與移動物件碰撞	354	365
Stepping on object	踏在物件上	6	8
Exposure to or contact with harmful substance	暴露於有害物質中或接觸有害物質	63	73
Contact with electricity or electric discharge	觸電或接觸放出的電流	4	3
Trapped by collapsing or overturning object	受困於倒塌或翻側的物件	0	0
Struck by falling object	遭墮下的物件撞擊	35	22
Struck by moving vehicle	遭移動中的車輛撞倒	303 (2)	314 (3)
Contact with moving machinery or object being machined	觸及開動中的機器或觸及以機器製造中的物件	95	94
Drowning	遇溺	0	0
Exposure to fire	火警燒傷	21	14
Exposure to explosion	爆炸受傷	1	0
Injured by hand tool	被手工具所傷	1 930	1 881
Injured by fall of ground	泥土傾瀉受傷	0	0
Asphyxiation	窒息	0	0
Contact with hot surface or substance	觸及灼熱表面或物質	1 716	1 748
Injured by animal	被動物所傷	62	39
Injured in workplace violence	於工作場所暴力事件中受傷	31	34
Others	其他類別	64 (6)	88 (11)
TOTAL	總數	8 032 (8)	8 219 (14)

Notes:

- Occupational injuries (including industrial accidents) are injury cases arising from work accidents, resulting in death or incapacity for work of over three days, and reported under the Employees' Compensation Ordinance.
- Figures in brackets denote the number of fatalities.
- The above injury figures are recorded as at 31 March 2011.

註釋:

- 職業傷亡個案是指根據《僱員補償條例》呈報由工作意外引致死亡或失去工作能力三天以上的受傷個案(包括工業意外個案)。
- 括號內的數字顯示死亡人數。
- 上列傷亡數字為截至2011年3月31日所記錄的數字。



**Occupational Injuries in Import and Export Trade
in 2010
- analysed by Type of Accident**

二零一零年進出口貿易業之職業傷亡個案 - 按意外類別分析

Type of Accident 意外類別		2009 二零零九年	2010 二零一零年
Trapped in or between objects	受困於物件之內或物件之間	25	30
Injured whilst lifting or carrying	提舉或搬運物件時受傷	327	362
Slip, trip or fall on same level	滑倒、絆倒或在同一高度跌倒	267	358
Fall of person from height	人體從高處墮下	51 (1)	52
Striking against fixed or stationary object	與固定或不動的物件碰撞	78	82
Striking against or struck by moving object	被移動物件或與移動物件碰撞	112	87
Stepping on object	踏在物件上	4	10
Exposure to or contact with harmful substance	暴露於有害物質中或接觸有害物質	7	2
Contact with electricity or electric discharge	觸電或接觸放出的電流	0	0
Trapped by collapsing or overturning object	受困於倒塌或翻側的物件	0	0
Struck by falling object	遭墮下的物件撞擊	11	4
Struck by moving vehicle	遭移動中的車輛撞倒	99 (1)	129 (3)
Contact with moving machinery or object being machined	觸及開動中的機器或觸及以機器製造中的物件	20	17
Drowning	遇溺	0	0
Exposure to fire	火警燒傷	1	0
Exposure to explosion	爆炸受傷	0	0
Injured by hand tool	被手工具所傷	36	39
Injured by fall of ground	泥土傾瀉受傷	0	0
Asphyxiation	窒息	1 (1)	0
Contact with hot surface or substance	觸及灼熱表面或物質	11	11
Injured by animal	被動物所傷	7	4
Injured in workplace violence	於工作場所暴力事件中受傷	8	10
Others	其他類別	41 (6)	61 (9)
TOTAL	總數	1 106 (9)	1 258 (12)

Notes:

- Occupational injuries (including industrial accidents) are injury cases arising from work accidents, resulting in death or incapacity for work of over three days, and reported under the Employees' Compensation Ordinance.
- Figures in brackets denote the number of fatalities.
- The above injury figures are recorded as at 31 March 2011.

註釋:

- 職業傷亡個案是指根據《僱員補償條例》呈報由工作意外引致死亡或失去工作能力三天以上的受傷個案(包括工業意外個案)。
- 括號內的數字顯示死亡人數。
- 上列傷亡數字為截至2011年3月31日所記錄的數字。



**Occupational Injuries in Wholesale
in 2010
- analysed by Type of Accident**

二零一零年批發業之職業傷亡個案 - 按意外類別分析

Type of Accident 意外類別		2009 二零零九年	2010 二零一零年
Trapped in or between objects	受困於物件之內或物件之間	10	19
Injured whilst lifting or carrying	提舉或搬運物件時受傷	179	206
Slip, trip or fall on same level	滑倒、絆倒或在同一高度跌倒	104	117
Fall of person from height	人體從高處墮下	29	31
Striking against fixed or stationary object	與固定或不動的物件碰撞	35	30
Striking against or struck by moving object	被移動物件或與移動物件碰撞	57	42
Stepping on object	踏在物件上	1	4
Exposure to or contact with harmful substance	暴露於有害物質中或接觸有害物質	0	1
Contact with electricity or electric discharge	觸電或接觸放出的電流	1	0
Trapped by collapsing or overturning object	受困於倒塌或翻側的物件	0	0
Struck by falling object	遭墮下的物件撞擊	4	2
Struck by moving vehicle	遭移動中的車輛撞倒	46	45
Contact with moving machinery or object being machined	觸及開動中的機器或觸及以機器製造中的物件	19	26
Drowning	遇溺	0	0
Exposure to fire	火警燒傷	0	0
Exposure to explosion	爆炸受傷	0	0
Injured by hand tool	被手工具所傷	38	21
Injured by fall of ground	泥土傾瀉受傷	0	0
Asphyxiation	窒息	0	0
Contact with hot surface or substance	觸及灼熱表面或物質	3	2
Injured by animal	被動物所傷	5	2
Injured in workplace violence	於工作場所暴力事件中受傷	2	4
Others	其他類別	10	17 (2)
TOTAL	總數	543	569 (2)

Notes:

- Occupational injuries (including industrial accidents) are injury cases arising from work accidents, resulting in death or incapacity for work of over three days, and reported under the Employees' Compensation Ordinance.
- Figures in brackets denote the number of fatalities.
- The above injury figures are recorded as at 31 March 2011.

註釋:

- 職業傷亡個案是指根據《僱員補償條例》呈報由工作意外引致死亡或失去工作能力三天以上的受傷個案(包括工業意外個案)。
- 括號內的數字顯示死亡人數。
- 上列傷亡數字為截至2011年3月31日所記錄的數字。



**Occupational Injuries in Retail Trade
in 2010
- analysed by Type of Accident**

二零一零年零售業之職業傷亡個案 - 按意外類別分析

Type of Accident 意外類別	2009 二零零九年	2010 二零一零年
Trapped in or between objects 受困於物件之內或物件之間	72	47
Injured whilst lifting or carrying 提舉或搬運物件時受傷	874	907
Slip, trip or fall on same level 滑倒、絆倒或在同一高度跌倒	467	510
Fall of person from height 人體從高處墮下	179	207
Striking against fixed or stationary object 與固定或不動的物件碰撞	217	253
Striking against or struck by moving object 被移動物件或與移動物件碰撞	235	269
Stepping on object 踏在物件上	8	10
Exposure to or contact with harmful substance 暴露於有害物質中或接觸有害物質	17	10
Contact with electricity or electric discharge 觸電或接觸放出的電流	2	1
Trapped by collapsing or overturning object 受困於倒塌或翻側的物件	0	0
Struck by falling object 遭墮下的物件撞擊	62	49
Struck by moving vehicle 遭移動中的車輛撞倒	131 (2)	96 (1)
Contact with moving machinery or object being machined 觸及開動中的機器或觸及以機器製造中的物件	40	36
Drowning 遇溺	0	0
Exposure to fire 火警燒傷	0	1
Exposure to explosion 爆炸受傷	2	0
Injured by hand tool 被手工具所傷	316	313
Injured by fall of ground 泥土傾瀉受傷	0	0
Asphyxiation 窒息	0	0
Contact with hot surface or substance 觸及灼熱表面或物質	30	32
Injured by animal 被動物所傷	37	17
Injured in workplace violence 於工作場所暴力事件中受傷	16	17
Others 其他類別	61 (3)	59 (3)
TOTAL 總數	2 766 (5)	2 834 (4)

Notes:

- Occupational injuries (including industrial accidents) are injury cases arising from work accidents, resulting in death or incapacity for work of over three days, and reported under the Employees' Compensation Ordinance.
- Figures in brackets denote the number of fatalities.
- The above injury figures are recorded as at 31 March 2011.

註釋:

- 職業傷亡個案是指根據《僱員補償條例》呈報由工作意外引致死亡或失去工作能力三天以上的受傷個案(包括工業意外個案)。
- 括號內的數字顯示死亡人數。
- 上列傷亡數字為截至2011年3月31日所記錄的數字。



Occupational Injuries in Transport, Warehousing and Support Services for Transportation in 2010

- analysed by Type of Accident

二零一零年運輸、貨倉及運輸輔助服務業之職業傷亡個案 - 按意外類別分析

Type of Accident 意外類別		2009 二零零九年	2010 二零一零年
Trapped in or between objects	受困於物件之內或物件之間	166	187 (2)
Injured whilst lifting or carrying	提舉或搬運物件時受傷	1 129	1 443
Slip, trip or fall on same level	滑倒、絆倒或在同一高度跌倒	909	1 064
Fall of person from height	人體從高處墮下	226 (2)	237 (1)
Striking against fixed or stationary object	與固定或不動的物件碰撞	318	329
Striking against or struck by moving object	被移動物件或與移動物件碰撞	471 (1)	592 (2)
Stepping on object	踏在物件上	25	39
Exposure to or contact with harmful substance	暴露於有害物質中或接觸有害物質	8	7
Contact with electricity or electric discharge	觸電或接觸放出的電流	0	2
Trapped by collapsing or overturning object	受困於倒塌或翻側的物件	2	3
Struck by falling object	遭墮下的物件撞擊	76	78
Struck by moving vehicle	遭移動中的車輛撞倒	601 (8)	606 (5)
Contact with moving machinery or object being machined	觸及開動中的機器或觸及以機器製造中的物件	16	16
Drowning	遇溺	2 (2)	1 (1)
Exposure to fire	火警燒傷	0	1
Exposure to explosion	爆炸受傷	0	1
Injured by hand tool	被手工具所傷	69	44
Injured by fall of ground	泥土傾瀉受傷	0	0
Asphyxiation	窒息	0	0
Contact with hot surface or substance	觸及灼熱表面或物質	35	46
Injured by animal	被動物所傷	11	7
Injured in workplace violence	於工作場所暴力事件中受傷	69	83
Others	其他類別	113 (13)	179 (18)
TOTAL	總數	4 246 (26)	4 965 (29)

Notes:

- Occupational injuries (including industrial accidents) are injury cases arising from work accidents, resulting in death or incapacity for work of over three days, and reported under the Employees' Compensation Ordinance.
- Figures in brackets denote the number of fatalities.
- The above injury figures are recorded as at 31 March 2011.

註釋:

- 職業傷亡個案是指根據《僱員補償條例》呈報由工作意外引致死亡或失去工作能力三天以上的受傷個案(包括工業意外個案)。
- 括號內的數字顯示死亡人數。
- 上列傷亡數字為截至2011年3月31日所記錄的數字。



**Occupational Injuries in Accommodation Services
in 2010
- analysed by Type of Accident**

二零一零年住宿服務業之職業傷亡個案 - 按意外類別分析

Type of Accident 意外類別		2009 二零零九年	2010 二零一零年
Trapped in or between objects	受困於物件之內或物件之間	32	40
Injured whilst lifting or carrying	提舉或搬運物件時受傷	268	290
Slip, trip or fall on same level	滑倒、絆倒或在同一高度跌倒	248	290
Fall of person from height	人體從高處墮下	28	26
Striking against fixed or stationary object	與固定或不動的物件碰撞	138	220
Striking against or struck by moving object	被移動物件或與移動物件碰撞	108	147
Stepping on object	踏在物件上	2	2
Exposure to or contact with harmful substance	暴露於有害物質中或接觸有害物質	18	17
Contact with electricity or electric discharge	觸電或接觸放出的電流	0	2
Trapped by collapsing or overturning object	受困於倒塌或翻側的物件	0	0
Struck by falling object	遭墮下的物件撞擊	8	11
Struck by moving vehicle	遭移動中的車輛撞倒	31	25
Contact with moving machinery or object being machined	觸及開動中的機器或觸及以機器製造中的物件	11	15
Drowning	遇溺	0	0
Exposure to fire	火警燒傷	1	3
Exposure to explosion	爆炸受傷	0	1
Injured by hand tool	被手工具所傷	136	153
Injured by fall of ground	泥土傾瀉受傷	0	0
Asphyxiation	窒息	0	0
Contact with hot surface or substance	觸及灼熱表面或物質	71	92
Injured by animal	被動物所傷	3	2
Injured in workplace violence	於工作場所暴力事件中受傷	2	6
Others	其他類別	16	19
TOTAL	總數	1 121	1 361

Notes:

- Occupational injuries (including industrial accidents) are injury cases arising from work accidents, resulting in death or incapacity for work of over three days, and reported under the Employees' Compensation Ordinance.
- Figures in brackets denote the number of fatalities.
- The above injury figures are recorded as at 31 March 2011.

註釋:

- 職業傷亡個案是指根據《僱員補償條例》呈報由工作意外引致死亡或失去工作能力三天以上的受傷個案（包括工業意外個案）。
- 括號內的數字顯示死亡人數。
- 上列傷亡數字為截至2011年3月31日所記錄的數字。



Occupational Injuries in Information and Communications in 2010

- analysed by Type of Accident

二零一零年資訊及通訊業之職業傷亡個案 - 按意外類別分析

Type of Accident 意外類別		2009 二零零九年	2010 二零一零年
Trapped in or between objects	受困於物件之內或物件之間	8	9
Injured whilst lifting or carrying	提舉或搬運物件時受傷	79	65
Slip, trip or fall on same level	滑倒、絆倒或在同一高度跌倒	114	99
Fall of person from height	人體從高處墮下	34	22
Striking against fixed or stationary object	與固定或不動的物件碰撞	26	38
Striking against or struck by moving object	被移動物件或與移動物件碰撞	25	28
Stepping on object	踏在物件上	5	4
Exposure to or contact with harmful substance	暴露於有害物質中或接觸有害物質	1	1
Contact with electricity or electric discharge	觸電或接觸放出的電流	0	0
Trapped by collapsing or overturning object	受困於倒塌或翻側的物件	0	0
Struck by falling object	遭墮下的物件撞擊	7	6
Struck by moving vehicle	遭移動中的車輛撞倒	61	43
Contact with moving machinery or object being machined	觸及開動中的機器或觸及以機器製造中的物件	4	6
Drowning	遇溺	0	0
Exposure to fire	火警燒傷	0	0
Exposure to explosion	爆炸受傷	0	0
Injured by hand tool	被手工具所傷	8	11
Injured by fall of ground	泥土傾瀉受傷	0	0
Asphyxiation	窒息	0	0
Contact with hot surface or substance	觸及灼熱表面或物質	3	4
Injured by animal	被動物所傷	2	2
Injured in workplace violence	於工作場所暴力事件中受傷	6	5
Others	其他類別	22 (1)	21 (5)
TOTAL	總數	405 (1)	364 (5)

Notes:

- Occupational injuries (including industrial accidents) are injury cases arising from work accidents, resulting in death or incapacity for work of over three days, and reported under the Employees' Compensation Ordinance.
- Figures in brackets denote the number of fatalities.
- The above injury figures are recorded as at 31 March 2011.

註釋:

- 職業傷亡個案是指根據《僱員補償條例》呈報由工作意外引致死亡或失去工作能力三天以上的受傷個案（包括工業意外個案）。
- 括號內的數字顯示死亡人數。
- 上列傷亡數字為截至2011年3月31日所記錄的數字。



**Occupational Injuries in Financing and Insurance
in 2010
- analysed by Type of Accident**

二零一零年金融及保險業之職業傷亡個案 - 按意外類別分析

Type of Accident 意外類別		2009 二零零九年	2010 二零一零年
Trapped in or between objects	受困於物件之內或物件之間	6	4
Injured whilst lifting or carrying	提舉或搬運物件時受傷	36	43
Slip, trip or fall on same level	滑倒、絆倒或在同一高度跌倒	88	105
Fall of person from height	人體從高處墮下	4	1
Striking against fixed or stationary object	與固定或不動的物件碰撞	13	17
Striking against or struck by moving object	被移動物件或與移動物件碰撞	15	21
Stepping on object	踏在物件上	0	0
Exposure to or contact with harmful substance	暴露於有害物質中或接觸有害物質	0	0
Contact with electricity or electric discharge	觸電或接觸放出的電流	0	0
Trapped by collapsing or overturning object	受困於倒塌或翻側的物件	0	0
Struck by falling object	遭墮下的物件撞擊	2	3
Struck by moving vehicle	遭移動中的車輛撞倒	10	12
Contact with moving machinery or object being machined	觸及開動中的機器或觸及以機器製造中的物件	0	1
Drowning	遇溺	0	0
Exposure to fire	火警燒傷	0	0
Exposure to explosion	爆炸受傷	0	0
Injured by hand tool	被手工具所傷	5	3
Injured by fall of ground	泥土傾瀉受傷	0	0
Asphyxiation	窒息	0	0
Contact with hot surface or substance	觸及灼熱表面或物質	3	3
Injured by animal	被動物所傷	0	2
Injured in workplace violence	於工作場所暴力事件中受傷	1	3
Others	其他類別	24 (2)	21 (1)
TOTAL	總數	207 (2)	239 (1)

Notes:

- Occupational injuries (including industrial accidents) are injury cases arising from work accidents, resulting in death or incapacity for work of over three days, and reported under the Employees' Compensation Ordinance.
- Figures in brackets denote the number of fatalities.
- The above injury figures are recorded as at 31 March 2011.

註釋:

- 職業傷亡個案是指根據《僱員補償條例》呈報由工作意外引致死亡或失去工作能力三天以上的受傷個案（包括工業意外個案）。
- 括號內的數字顯示死亡人數。
- 上列傷亡數字為截至2011年3月31日所記錄的數字。



**Occupational Injuries in Real Estate
in 2010
- analysed by Type of Accident**

二零一零年地產業之職業傷亡個案 - 按意外類別分析

Type of Accident 意外類別		2009 二零零九年	2010 二零一零年
Trapped in or between objects	受困於物件之內或物件之間	55	71
Injured whilst lifting or carrying	提舉或搬運物件時受傷	330	305
Slip, trip or fall on same level	滑倒、絆倒或在同一高度跌倒	796	924
Fall of person from height	人體從高處墮下	78 (1)	74 (1)
Striking against fixed or stationary object	與固定或不動的物件碰撞	143	169
Striking against or struck by moving object	被移動物件或與移動物件碰撞	131	171
Stepping on object	踏在物件上	8	16
Exposure to or contact with harmful substance	暴露於有害物質中或接觸有害物質	10	15
Contact with electricity or electric discharge	觸電或接觸放出的電流	3	3
Trapped by collapsing or overturning object	受困於倒塌或翻側的物件	2	0
Struck by falling object	遭墮下的物件撞擊	17	23
Struck by moving vehicle	遭移動中的車輛撞倒	49	59
Contact with moving machinery or object being machined	觸及開動中的機器或觸及以機器製造中的物件	8	14
Drowning	遇溺	0	0
Exposure to fire	火警燒傷	0	0
Exposure to explosion	爆炸受傷	1	0
Injured by hand tool	被手工具所傷	51	42
Injured by fall of ground	泥土傾瀉受傷	0	0
Asphyxiation	窒息	0	0
Contact with hot surface or substance	觸及灼熱表面或物質	16	17
Injured by animal	被動物所傷	28	21
Injured in workplace violence	於工作場所暴力事件中受傷	74 (1)	66 (1)
Others	其他類別	89 (13)	83 (11)
TOTAL	總數	1 889 (15)	2 073 (13)

Notes:

- Occupational injuries (including industrial accidents) are injury cases arising from work accidents, resulting in death or incapacity for work of over three days, and reported under the Employees' Compensation Ordinance.
- Figures in brackets denote the number of fatalities.
- The above injury figures are recorded as at 31 March 2011.

註釋:

- 職業傷亡個案是指根據《僱員補償條例》呈報由工作意外引致死亡或失去工作能力三天以上的受傷個案(包括工業意外個案)。
- 括號內的數字顯示死亡人數。
- 上列傷亡數字為截至2011年3月31日所記錄的數字。



**Occupational Injuries in Education
in 2010
- analysed by Type of Accident**

二零一零年教育之職業傷亡個案 - 按意外類別分析

Type of Accident 意外類別		2009 二零零九年	2010 二零一零年
Trapped in or between objects	受困於物件之內或物件之間	23	22
Injured whilst lifting or carrying	提舉或搬運物件時受傷	284	333
Slip, trip or fall on same level	滑倒、絆倒或在同一高度跌倒	436	481
Fall of person from height	人體從高處墮下	76	63
Striking against fixed or stationary object	與固定或不動的物件碰撞	61	79
Striking against or struck by moving object	被移動物件或與移動物件碰撞	104	129
Stepping on object	踏在物件上	5	6
Exposure to or contact with harmful substance	暴露於有害物質中或接觸有害物質	9	15
Contact with electricity or electric discharge	觸電或接觸放出的電流	1	1
Trapped by collapsing or overturning object	受困於倒塌或翻側的物件	0	0
Struck by falling object	遭墮下的物件撞擊	13	9
Struck by moving vehicle	遭移動中的車輛撞倒	16	24
Contact with moving machinery or object being machined	觸及開動中的機器或觸及以機器製造中的物件	9	5
Drowning	遇溺	0	0
Exposure to fire	火警燒傷	0	0
Exposure to explosion	爆炸受傷	0	0
Injured by hand tool	被手工具所傷	38	38
Injured by fall of ground	泥土傾瀉受傷	0	0
Asphyxiation	窒息	0	0
Contact with hot surface or substance	觸及灼熱表面或物質	21	14
Injured by animal	被動物所傷	7	8
Injured in workplace violence	於工作場所暴力事件中受傷	32	42 (1)
Others	其他類別	95 (4)	102 (2)
TOTAL	總數	1 230 (4)	1 371 (3)

Notes:

- Occupational injuries (including industrial accidents) are injury cases arising from work accidents, resulting in death or incapacity for work of over three days, and reported under the Employees' Compensation Ordinance.
- Figures in brackets denote the number of fatalities.
- The above injury figures are recorded as at 31 March 2011.

註釋:

- 職業傷亡個案是指根據《僱員補償條例》呈報由工作意外引致死亡或失去工作能力三天以上的受傷個案(包括工業意外個案)。
- 括號內的數字顯示死亡人數。
- 上列傷亡數字為截至2011年3月31日所記錄的數字。



**Occupational Injuries in Human Health Services
in 2010
- analysed by Type of Accident**

二零一零年人類保健服務業之職業傷亡個案 - 按意外類別分析

Type of Accident 意外類別		2009 二零零九年	2010 二零一零年
Trapped in or between objects	受困於物件之內或物件之間	54	43
Injured whilst lifting or carrying	提舉或搬運物件時受傷	517	599
Slip, trip or fall on same level	滑倒、絆倒或在同一高度跌倒	323	355
Fall of person from height	人體從高處墮下	20	21
Striking against fixed or stationary object	與固定或不動的物件碰撞	98	137
Striking against or struck by moving object	被移動物件或與移動物件碰撞	140	146
Stepping on object	踏在物件上	9	4
Exposure to or contact with harmful substance	暴露於有害物質中或接觸有害物質	24	17
Contact with electricity or electric discharge	觸電或接觸放出的電流	0	1
Trapped by collapsing or overturning object	受困於倒塌或翻側的物件	0	0
Struck by falling object	遭墮下的物件撞擊	13	6
Struck by moving vehicle	遭移動中的車輛撞倒	65	61
Contact with moving machinery or object being machined	觸及開動中的機器或觸及以機器製造中的物件	5	3
Drowning	遇溺	0	0
Exposure to fire	火警燒傷	0	2
Exposure to explosion	爆炸受傷	0	0
Injured by hand tool	被手工具所傷	95	80
Injured by fall of ground	泥土傾瀉受傷	0	0
Asphyxiation	窒息	0	0
Contact with hot surface or substance	觸及灼熱表面或物質	26	30
Injured by animal	被動物所傷	0	5
Injured in workplace violence	於工作場所暴力事件中受傷	113	141
Others	其他類別	98 (2)	92 (1)
TOTAL	總數	1 600 (2)	1 743 (1)

Notes:

- Occupational injuries (including industrial accidents) are injury cases arising from work accidents, resulting in death or incapacity for work of over three days, and reported under the Employees' Compensation Ordinance.
- Figures in brackets denote the number of fatalities.
- The above injury figures are recorded as at 31 March 2011.

註釋:

- 職業傷亡個案是指根據《僱員補償條例》呈報由工作意外引致死亡或失去工作能力三天以上的受傷個案（包括工業意外個案）。
- 括號內的數字顯示死亡人數。
- 上列傷亡數字為截至2011年3月31日所記錄的數字。



**Occupational Injuries in Social Work Services
in 2010
- analysed by Type of Accident**

二零一零年社會工作服務業之職業傷亡個案 - 按意外類別分析

Type of Accident 意外類別		2009 二零零九年	2010 二零一零年
Trapped in or between objects	受困於物件之內或物件之間	46	33
Injured whilst lifting or carrying	提舉或搬運物件時受傷	462	535
Slip, trip or fall on same level	滑倒、絆倒或在同一高度跌倒	334	394
Fall of person from height	人體從高處墮下	34	32
Striking against fixed or stationary object	與固定或不動的物件碰撞	84	111
Striking against or struck by moving object	被移動物件或與移動物件碰撞	106	115
Stepping on object	踏在物件上	5	4
Exposure to or contact with harmful substance	暴露於有害物質中或接觸有害物質	12	7
Contact with electricity or electric discharge	觸電或接觸放出的電流	0	0
Trapped by collapsing or overturning object	受困於倒塌或翻側的物件	2 (1)	0
Struck by falling object	遭墮下的物件撞擊	8	8
Struck by moving vehicle	遭移動中的車輛撞倒	34	35
Contact with moving machinery or object being machined	觸及開動中的機器或觸及以機器製造中的物件	8	11
Drowning	遇溺	0	1 (1)
Exposure to fire	火警燒傷	0	2
Exposure to explosion	爆炸受傷	0	0
Injured by hand tool	被手工具所傷	82	75
Injured by fall of ground	泥土傾瀉受傷	0	0
Asphyxiation	窒息	0	0
Contact with hot surface or substance	觸及灼熱表面或物質	75	63
Injured by animal	被動物所傷	9	6
Injured in workplace violence	於工作場所暴力事件中受傷	123	129
Others	其他類別	73	81
TOTAL	總數	1 497 (1)	1 642 (1)

Notes:

- Occupational injuries (including industrial accidents) are injury cases arising from work accidents, resulting in death or incapacity for work of over three days, and reported under the Employees' Compensation Ordinance.
- Figures in brackets denote the number of fatalities.
- The above injury figures are recorded as at 31 March 2011.

註釋:

- 職業傷亡個案是指根據《僱員補償條例》呈報由工作意外引致死亡或失去工作能力三天以上的受傷個案(包括工業意外個案)。
- 括號內的數字顯示死亡人數。
- 上列傷亡數字為截至2011年3月31日所記錄的數字。



**Occupational Injuries in Professional and Business Services (excluding Pest Control and Cleaning Services)
in 2010
- analysed by Type of Accident**

二零零一年專業及商用服務業(病媒防治及清潔服務除外)之職業傷亡個案 - 按意外類別分析

Type of Accident 意外類別		2009 二零零九年	2010 二零一零年
Trapped in or between objects	受困於物件之內或物件之間	71	76
Injured whilst lifting or carrying	提舉或搬運物件時受傷	329	321
Slip, trip or fall on same level	滑倒、絆倒或在同一高度跌倒	710	771
Fall of person from height	人體從高處墮下	70 (1)	68 (2)
Striking against fixed or stationary object	與固定或不動的物件碰撞	135	155
Striking against or struck by moving object	被移動物件或與移動物件碰撞	185	180
Stepping on object	踏在物件上	6	8
Exposure to or contact with harmful substance	暴露於有害物質中或接觸有害物質	15	6
Contact with electricity or electric discharge	觸電或接觸放出的電流	3	1
Trapped by collapsing or overturning object	受困於倒塌或翻側的物件	0	0
Struck by falling object	遭墮下的物件撞擊	21	15
Struck by moving vehicle	遭移動中的車輛撞倒	207	201 (5)
Contact with moving machinery or object being machined	觸及開動中的機器或觸及以機器製造中的物件	28	32
Drowning	遇溺	0	1 (1)
Exposure to fire	火警燒傷	2	3
Exposure to explosion	爆炸受傷	0	2
Injured by hand tool	被手工具所傷	58	56
Injured by fall of ground	泥土傾瀉受傷	0	0
Asphyxiation	窒息	0	0
Contact with hot surface or substance	觸及灼熱表面或物質	21	21
Injured by animal	被動物所傷	43	41
Injured in workplace violence	於工作場所暴力事件中受傷	74	68 (2)
Others	其他類別	90 (10)	112 (12)
TOTAL	總數	2 068 (11)	2 138 (22)

Notes:

- Occupational injuries (including industrial accidents) are injury cases arising from work accidents, resulting in death or incapacity for work of over three days, and reported under the Employees' Compensation Ordinance.
- Figures in brackets denote the number of fatalities.
- The above injury figures are recorded as at 31 March 2011.

註釋:

- 職業傷亡個案是指根據《僱員補償條例》呈報由工作意外引致死亡或失去工作能力三天以上的受傷個案(包括工業意外個案)。
- 括號內的數字顯示死亡人數。
- 上列傷亡數字為截至2011年3月31日所記錄的數字。



**Occupational Injuries in Pest Control and Cleaning Services
in 2010
- analysed by Type of Accident**

二零一零年病媒防治及清潔服務業之職業傷亡個案 - 按意外類別分析

Type of Accident 意外類別		2009 二零零九年	2010 二零一零年
Trapped in or between objects	受困於物件之內或物件之間	117	105
Injured whilst lifting or carrying	提舉或搬運物件時受傷	575	632
Slip, trip or fall on same level	滑倒、絆倒或在同一高度跌倒	822	839
Fall of person from height	人體從高處墮下	45	44 (1)
Striking against fixed or stationary object	與固定或不動的物件碰撞	197	206
Striking against or struck by moving object	被移動物件或與移動物件碰撞	210	247
Stepping on object	踏在物件上	13	10
Exposure to or contact with harmful substance	暴露於有害物質中或接觸有害物質	56	55
Contact with electricity or electric discharge	觸電或接觸放出的電流	0	0
Trapped by collapsing or overturning object	受困於倒塌或翻側的物件	0	0
Struck by falling object	遭墮下的物件撞擊	27	22
Struck by moving vehicle	遭移動中的車輛撞倒	82 (1)	95
Contact with moving machinery or object being machined	觸及開動中的機器或觸及以機器製造中的物件	1	5
Drowning	遇溺	0	0
Exposure to fire	火警燒傷	0	0
Exposure to explosion	爆炸受傷	0	0
Injured by hand tool	被手工具所傷	19	15
Injured by fall of ground	泥土傾瀉受傷	0	0
Asphyxiation	窒息	0	0
Contact with hot surface or substance	觸及灼熱表面或物質	20	23
Injured by animal	被動物所傷	28	34
Injured in workplace violence	於工作場所暴力事件中受傷	15	24
Others	其他類別	51 (6)	70 (8)
TOTAL	總數	2 278 (7)	2 426 (9)

Notes:

- Occupational injuries (including industrial accidents) are injury cases arising from work accidents, resulting in death or incapacity for work of over three days, and reported under the Employees' Compensation Ordinance.
- Figures in brackets denote the number of fatalities.
- The above injury figures are recorded as at 31 March 2011.

註釋:

- 職業傷亡個案是指根據《僱員補償條例》呈報由工作意外引致死亡或失去工作能力三天以上的受傷個案（包括工業意外個案）。
- 括號內的數字顯示死亡人數。
- 上列傷亡數字為截至2011年3月31日所記錄的數字。



**Industrial Accidents in All Industrial Undertakings
in 2010
- analysed by Industry**

二零一零年所有工業經營之工業意外個案 - 按行業分析

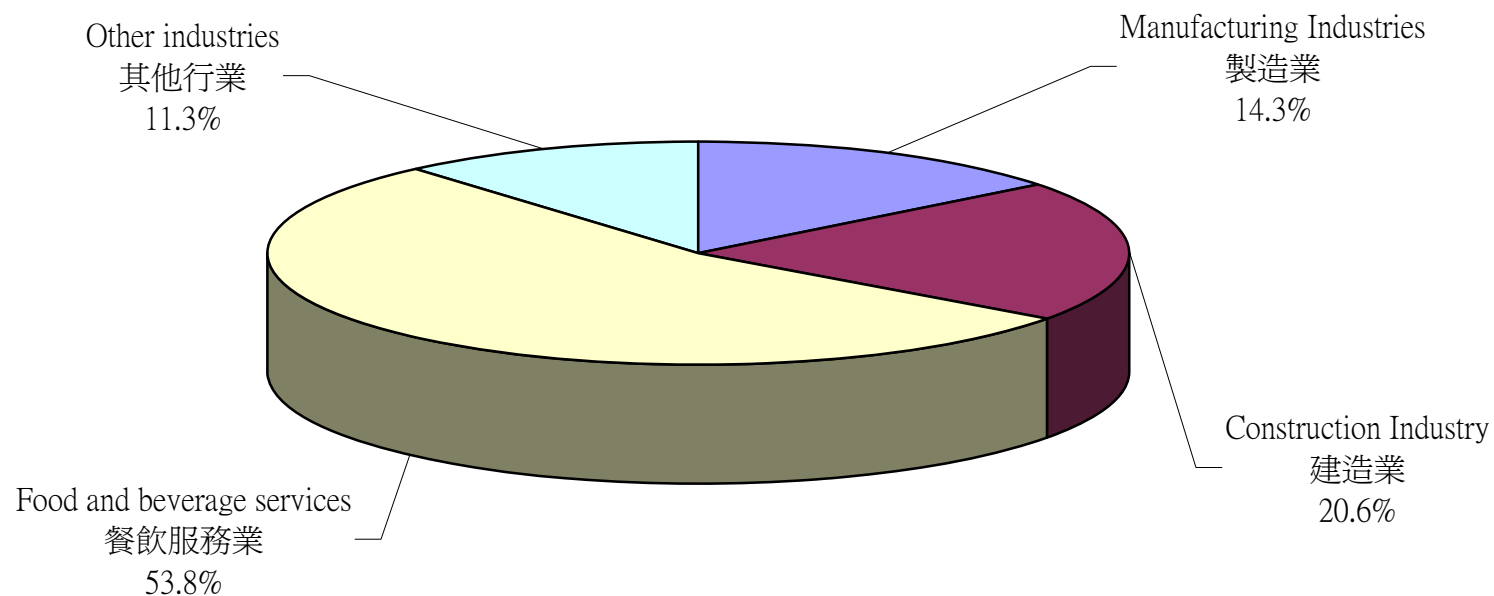
Industry 行業	2009 二零零九年	2010 二零一零年
I. Manufacturing 製造業	<u>1 991</u> (1)	<u>2 009</u> (1)
7 Major Manufacturing Industries 七大製造業		
Textiles 紡織品	85	66
Wearing apparel 成衣	47	40
Electronics 電子	78	73
Fabricated metal products 金屬製品	43	46
Rubber and plastics products 橡膠及塑膠產品	46	35
Shipbuilding and shiprepairing 造船及修船	76	55
Printing and reproduction of recorded media 印刷及已儲錄資料媒體的複製	170	155
II. Construction 建造業	<u>2 755</u> (19)	<u>2 884</u> (9)
III. Food and beverage services 餐飲服務	<u>7 470</u>	<u>7 541</u>
IV. Other industries 其他行業	<u>1 384</u> (1)	<u>1 581</u> (8)
TOTAL 總數	<u>13 600</u> (21)	<u>14 015</u> (18)

- Notes:
1. Industrial accidents refer to injuries and deaths arising from industrial activities in industrial undertakings as defined under the Factories and Industrial Undertakings Ordinance.
 2. Figures in brackets denote the number of fatalities.
 3. The above accident figures are recorded as at 31 March 2011.
 4. The above statistics are compiled based on the Hong Kong Standard Industrial Classification Version 2.0.

- 註釋:
1. 工業意外是指在《工廠及工業經營條例》所界定的工業經營內發生的受傷或死亡意外，而這些意外是因工業活動而引致的。
 2. 括號內的數字顯示死亡人數。
 3. 上列意外數字為截至2011年3月31日所記錄的數字。
 4. 以上的統計數字是按《香港標準行業分類2.0版》編製。



二零一零年所有工業經營之工業意外個案 - 按行業分析
Industrial Accidents in All Industrial Undertakings in 2010 - analysed by Industry





Industrial Accidents in All Industrial Undertakings in 2010

- analysed by Type of Accident

二零一零年所有工業經營之工業意外個案 - 按意外類別分析

Type of Accident 意外類別		2009 二零零九年		2010 二零一零年	
Trapped in or between objects	受困於物件之內或物件之間	333		328	(3)
Injured whilst lifting or carrying	提舉或搬運物件時受傷	2 763		2 840	
Slip, trip or fall on same level	滑倒、絆倒或在同一高度跌倒	2 212		2 343	
Fall of person from height	人體從高處墮下	579	(15)	572	(6)
Striking against fixed or stationary object	與固定或不動的物件碰撞	1 127		1 366	
Striking against or struck by moving object	被移動物件或與移動物件碰撞	1 242	(2)	1 309	(3)
Stepping on object	踏在物件上	48		58	
Exposure to or contact with harmful substance	暴露於有害物質中或接觸有害物質	97		102	
Contact with electricity or electric discharge	觸電或接觸放出的電流	12	(1)	13	(1)
Trapped by collapsing or overturning object	受困於倒塌或翻側的物件	2		4	(1)
Struck by falling object	遭墮下的物件撞擊	175	(1)	142	
Struck by moving vehicle	遭移動中的車輛撞倒	151		131	(1)
Contact with moving machinery or object being machined	觸及開動中的機器或觸及以機器製造中的物件	542	(1)	590	(2)
Drowning	遇溺	1	(1)	1	(1)
Exposure to fire	火警燒傷	33		26	
Exposure to explosion	爆炸受傷	6		5	
Injured by hand tool	被手工具所傷	2 281		2 158	
Injured by fall of ground	泥土傾瀉受傷	1		0	
Asphyxiation	窒息	0		0	
Contact with hot surface or substance	觸及灼熱表面或物質	1 839		1 869	
Injured by animal	被動物所傷	59		34	
Injured in workplace violence	於工作場所暴力事件中受傷	0		0	
Others	其他類別	97		124	
TOTAL	總數	13 600	(21)	14 015	(18)

Notes:

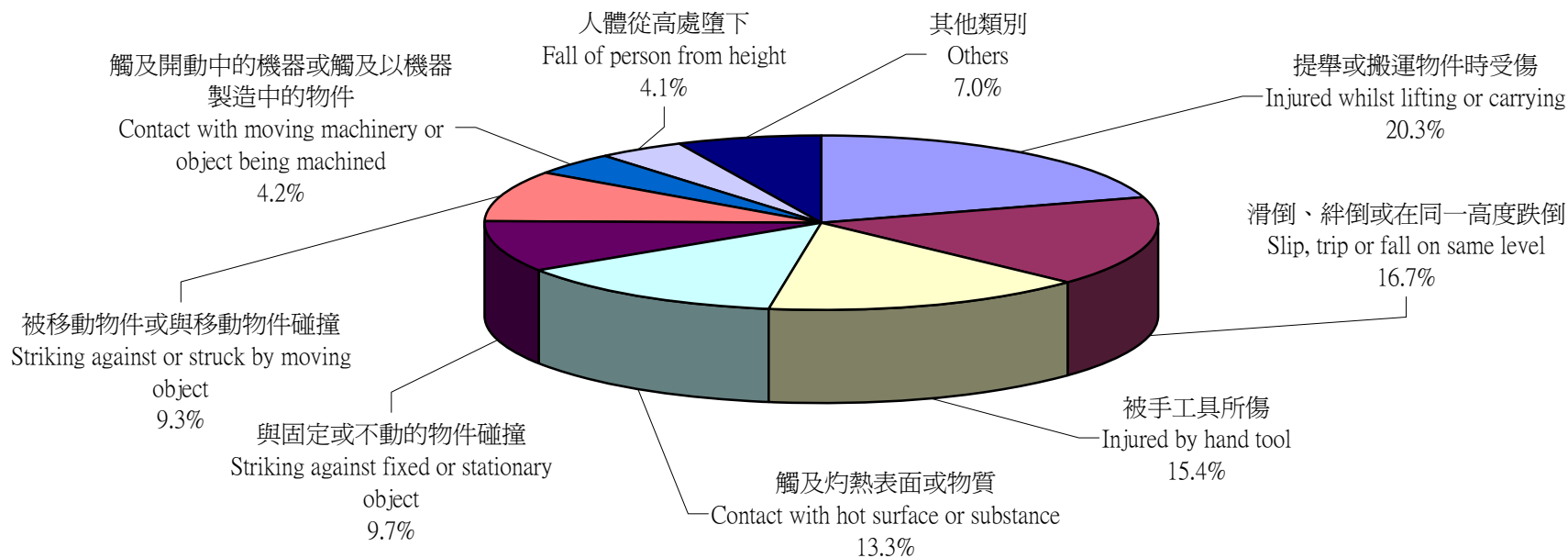
1. Industrial accidents refer to injuries and deaths arising from industrial activities in industrial undertakings as defined under the Factories and Industrial Undertakings Ordinance.
2. Figures in brackets denote the number of fatalities.
3. The above accident figures are recorded as at 31 March 2011.

註釋:

1. 工業意外是指《工廠及工業經營條例》所界定的工業經營內發生的受傷或死亡意外，而這些意外是因工業活動而引致的。
2. 括號內的數字顯示死亡人數。
3. 上列意外數字為截至2011年3月31日所記錄的數字。



二零一零年所有工業經營之工業意外個案 - 按意外類別分析
Industrial Accidents in All Industrial Undertakings in 2010 - analysed by Type of Accident



- Injured whilst lifting or carrying 提舉或搬運物件時受傷
- Slip, trip or fall on same level 滑倒、絆倒或在同一高度跌倒
- Injured by hand tool 被手工工具所傷
- Contact with hot surface or substance 觸及灼熱表面或物質
- Striking against fixed or stationary object 與固定或不動的物件碰撞
- Striking against or struck by moving object 被移動物件或與移動物件碰撞
- Contact with moving machinery or object being machined 觸及開動中的機器或觸及以機器製造中的物件
- Fall of person from height 人體從高處墮下
- Others 其他類別



**Industrial Accidents in Manufacturing Industry
in 2010
- analysed by Type of Accident**

二零一零年製造業之工業意外個案 - 按意外類別分析

Type of Accident 意外類別		2009 二零零九年	2010 二零一零年
Trapped in or between objects	受困於物件之內或物件之間	69	68
Injured whilst lifting or carrying	提舉或搬運物件時受傷	489	558
Slip, trip or fall on same level	滑倒、絆倒或在同一高度跌倒	303	299
Fall of person from height	人體從高處墮下	46	48
Striking against fixed or stationary object	與固定或不動的物件碰撞	208	203
Striking against or struck by moving object	被移動物件或與移動物件碰撞	242	239
Stepping on object	踏在物件上	12	11
Exposure to or contact with harmful substance	暴露於有害物質中或接觸有害物質	18	20
Contact with electricity or electric discharge	觸電或接觸放出的電流	3	1
Trapped by collapsing or overturning object	受困於倒塌或翻側的物件	0	0
Struck by falling object	遭墮下的物件撞擊	31	24
Struck by moving vehicle	遭移動中的車輛撞倒	49	50
Contact with moving machinery or object being machined	觸及開動中的機器或觸及以機器製造中的物件	226	204
Drowning	遇溺	0	0
Exposure to fire	火警燒傷	4	5
Exposure to explosion	爆炸受傷	0	0
Injured by hand tool	被手工具所傷	174	154
Injured by fall of ground	泥土傾瀉受傷	0	0
Asphyxiation	窒息	0	0
Contact with hot surface or substance	觸及灼熱表面或物質	102	100
Injured by animal	被動物所傷	0	0
Injured in workplace violence	於工作場所暴力事件中受傷	0	0
Others	其他類別	15	25
TOTAL	總數	1 991	2 009

Notes:

- Industrial accidents refer to injuries and deaths arising from industrial activities in industrial undertakings as defined under the Factories and Industrial Undertakings Ordinance.
- Figures in brackets denote the number of fatalities.
- The above accident figures are recorded as at 31 March 2011.

註釋:

- 工業意外是指在《工廠及工業經營條例》所界定的工業經營內發生的受傷或死亡意外，而這些意外是因工業活動而引致的。
- 括號內的數字顯示死亡人數。
- 上列意外數字為截至2011年3月31日所記錄的數字。



**Industrial Accidents in Textiles Industry
in 2010
- analysed by Type of Accident**

二零一零年紡織品製造業之工業意外個案 - 按意外類別分析

Type of Accident 意外類別	2009 二零零九年	2010 二零一零年
Trapped in or between objects 受困於物件之內或物件之間	2	2
Injured whilst lifting or carrying 提舉或搬運物件時受傷	18	13
Slip, trip or fall on same level 滑倒、絆倒或在同一高度跌倒	12	9
Fall of person from height 人體從高處墮下	1	4
Striking against fixed or stationary object 與固定或不動的物件碰撞	6	7
Striking against or struck by moving object 被移動物件或與移動物件碰撞	10	7
Stepping on object 踏在物件上	1	1
Exposure to or contact with harmful substance 暴露於有害物質中或接觸有害物質	1	2
Contact with electricity or electric discharge 觸電或接觸放出的電流	0	0
Trapped by collapsing or overturning object 受困於倒塌或翻側的物件	0	0
Struck by falling object 遭墮下的物件撞擊	1	0
Struck by moving vehicle 遭移動中的車輛撞倒	0	3
Contact with moving machinery or object being machined 觸及開動中的機器或觸及以機器製造中的物件	21	7
Drowning 遇溺	0	0
Exposure to fire 火警燒傷	0	0
Exposure to explosion 爆炸受傷	0	0
Injured by hand tool 被手工具所傷	7	9
Injured by fall of ground 泥土傾瀉受傷	0	0
Asphyxiation 窒息	0	0
Contact with hot surface or substance 觸及灼熱表面或物質	4	2
Injured by animal 被動物所傷	0	0
Injured in workplace violence 於工作場所暴力事件中受傷	0	0
Others 其他類別	1	0
TOTAL 總數	85	66

Notes:

- Industrial accidents refer to injuries and deaths arising from industrial activities in industrial undertakings as defined under the Factories and Industrial Undertakings Ordinance.
- Figures in brackets denote the number of fatalities.
- The above accident figures are recorded as at 31 March 2011.

註釋:

- 工業意外是指在《工廠及工業經營條例》所界定的工業經營內發生的受傷或死亡意外，而這些意外是因工業活動而引致的。
- 括號內的數字顯示死亡人數。
- 上列意外數字為截至2011年3月31日所記錄的數字。



**Industrial Accidents in Wearing Apparel Industry
in 2010
- analysed by Type of Accident**

二零一零年成衣製造業之工業意外個案 - 按意外類別分析

Type of Accident 意外類別	2009 二零零九年	2010 二零一零年
Trapped in or between objects 受困於物件之內或物件之間	1	1
Injured whilst lifting or carrying 提舉或搬運物件時受傷	16	13
Slip, trip or fall on same level 滑倒、絆倒或在同一高度跌倒	6	3
Fall of person from height 人體從高處墮下	1	1
Striking against fixed or stationary object 與固定或不動的物件碰撞	4	2
Striking against or struck by moving object 被移動物件或與移動物件碰撞	3	2
Stepping on object 踏在物件上	0	0
Exposure to or contact with harmful substance 暴露於有害物質中或接觸有害物質	0	0
Contact with electricity or electric discharge 觸電或接觸放出的電流	1	0
Trapped by collapsing or overturning object 受困於倒塌或翻側的物件	0	0
Struck by falling object 遭墮下的物件撞擊	2	0
Struck by moving vehicle 遭移動中的車輛撞倒	0	2
Contact with moving machinery or object being machined 觸及開動中的機器或觸及以機器製造中的物件	9	12
Drowning 遇溺	0	0
Exposure to fire 火警燒傷	0	0
Exposure to explosion 爆炸受傷	0	0
Injured by hand tool 被手工具所傷	2	4
Injured by fall of ground 泥土傾瀉受傷	0	0
Asphyxiation 窒息	0	0
Contact with hot surface or substance 觸及灼熱表面或物質	1	0
Injured by animal 被動物所傷	0	0
Injured in workplace violence 於工作場所暴力事件中受傷	0	0
Others 其他類別	1	0
TOTAL 總數	47	40

Notes:

1. Industrial accidents refer to injuries and deaths arising from industrial activities in industrial undertakings as defined under the Factories and Industrial Undertakings Ordinance.
2. Figures in brackets denote the number of fatalities.
3. The above accident figures are recorded as at 31 March 2011.

註釋:

1. 工業意外是指在《工廠及工業經營條例》所界定的工業經營內發生的受傷或死亡意外，而這些意外是因工業活動而引致的。
2. 括號內的數字顯示死亡人數。
3. 上列意外數字為截至2011年3月31日所記錄的數字。



**Industrial Accidents in Electronics Industry
in 2010
- analysed by Type of Accident**

二零一零年電子業之工業意外個案 - 按意外類別分析

Type of Accident 意外類別		2009 二零零九年	2010 二零一零年
Trapped in or between objects	受困於物件之內或物件之間	2	2
Injured whilst lifting or carrying	提舉或搬運物件時受傷	17	31
Slip, trip or fall on same level	滑倒、絆倒或在同一高度跌倒	16	5
Fall of person from height	人體從高處墮下	2	0
Striking against fixed or stationary object	與固定或不動的物件碰撞	10	7
Striking against or struck by moving object	被移動物件或與移動物件碰撞	11	8
Stepping on object	踏在物件上	0	0
Exposure to or contact with harmful substance	暴露於有害物質中或接觸有害物質	6	1
Contact with electricity or electric discharge	觸電或接觸放出的電流	0	1
Trapped by collapsing or overturning object	受困於倒塌或翻側的物件	0	0
Struck by falling object	遭墮下的物件撞擊	1	0
Struck by moving vehicle	遭移動中的車輛撞倒	1	1
Contact with moving machinery or object being machined	觸及開動中的機器或觸及以機器製造中的物件	5	10
Drowning	遇溺	0	0
Exposure to fire	火警燒傷	1	0
Exposure to explosion	爆炸受傷	0	0
Injured by hand tool	被手工具所傷	4	5
Injured by fall of ground	泥土傾瀉受傷	0	0
Asphyxiation	窒息	0	0
Contact with hot surface or substance	觸及灼熱表面或物質	0	0
Injured by animal	被動物所傷	0	0
Injured in workplace violence	於工作場所暴力事件中受傷	0	0
Others	其他類別	2	2
TOTAL	總數	78	73

Notes:

1. Industrial accidents refer to injuries and deaths arising from industrial activities in industrial undertakings as defined under the Factories and Industrial Undertakings Ordinance.
2. Figures in brackets denote the number of fatalities.
3. The above accident figures are recorded as at 31 March 2011.

註釋:

1. 工業意外是指在《工廠及工業經營條例》所界定的工業經營內發生的受傷或死亡意外，而這些意外是因工業活動而引致的。
2. 括號內的數字顯示死亡人數。
3. 上列意外數字為截至2011年3月31日所記錄的數字。



Industrial Accidents in Fabricated Metal Products Industry in 2010

- analysed by Type of Accident

二零一零年金屬製品製造業之工業意外個案 - 按意外類別分析

Type of Accident 意外類別	2009 二零零九年	2010 二零一零年
Trapped in or between objects 受困於物件之內或物件之間	1	3
Injured whilst lifting or carrying 提舉或搬運物件時受傷	14	18
Slip, trip or fall on same level 滑倒、絆倒或在同一高度跌倒	3	3
Fall of person from height 人體從高處墮下	0	0
Striking against fixed or stationary object 與固定或不動的物件碰撞	9	2
Striking against or struck by moving object 被移動物件或與移動物件碰撞	7	5
Stepping on object 踏在物件上	1	0
Exposure to or contact with harmful substance 暴露於有害物質中或接觸有害物質	0	0
Contact with electricity or electric discharge 觸電或接觸放出的電流	0	0
Trapped by collapsing or overturning object 受困於倒塌或翻側的物件	0	0
Struck by falling object 遭墮下的物件撞擊	0	1
Struck by moving vehicle 遭移動中的車輛撞倒	0	0
Contact with moving machinery or object being machined 觸及開動中的機器或觸及以機器製造中的物件	6	12
Drowning 遇溺	0	0
Exposure to fire 火警燒傷	0	0
Exposure to explosion 爆炸受傷	0	0
Injured by hand tool 被手工具所傷	2	0
Injured by fall of ground 泥土傾瀉受傷	0	0
Asphyxiation 窒息	0	0
Contact with hot surface or substance 觸及灼熱表面或物質	0	1
Injured by animal 被動物所傷	0	0
Injured in workplace violence 於工作場所暴力事件中受傷	0	0
Others 其他類別	0	1
TOTAL 總數	43	46

Notes:

1. Industrial accidents refer to injuries and deaths arising from industrial activities in industrial undertakings as defined under the Factories and Industrial Undertakings Ordinance.
2. Figures in brackets denote the number of fatalities.
3. The above accident figures are recorded as at 31 March 2011.

註釋:

1. 工業意外是指在《工廠及工業經營條例》所界定的工業經營內發生的受傷或死亡意外，而這些意外是因工業活動而引致的。
2. 括號內的數字顯示死亡人數。
3. 上列意外數字為截至2011年3月31日所記錄的數字。



**Industrial Accidents in Rubber and Plastics Products Industry
in 2010
- analysed by Type of Accident**

二零一零年橡膠及塑膠產品製造業之工業意外個案 - 按意外類別分析

Type of Accident 意外類別	2009 二零零九年	2010 二零一零年
Trapped in or between objects 受困於物件之內或物件之間	2	1
Injured whilst lifting or carrying 提舉或搬運物件時受傷	9	6
Slip, trip or fall on same level 滑倒、絆倒或在同一高度跌倒	5	3
Fall of person from height 人體從高處墮下	0	2
Striking against fixed or stationary object 與固定或不動的物件碰撞	2	2
Striking against or struck by moving object 被移動物件或與移動物件碰撞	10	10
Stepping on object 踏在物件上	1	0
Exposure to or contact with harmful substance 暴露於有害物質中或接觸有害物質	0	0
Contact with electricity or electric discharge 觸電或接觸放出的電流	0	0
Trapped by collapsing or overturning object 受困於倒塌或翻側的物件	0	0
Struck by falling object 遭墮下的物件撞擊	2	1
Struck by moving vehicle 遭移動中的車輛撞倒	1	1
Contact with moving machinery or object being machined 觸及開動中的機器或觸及以機器製造中的物件	9	5
Drowning 遇溺	0	0
Exposure to fire 火警燒傷	0	0
Exposure to explosion 爆炸受傷	0	0
Injured by hand tool 被手工具所傷	3	3
Injured by fall of ground 泥土傾瀉受傷	0	0
Asphyxiation 窒息	0	0
Contact with hot surface or substance 觸及灼熱表面或物質	2	1
Injured by animal 被動物所傷	0	0
Injured in workplace violence 於工作場所暴力事件中受傷	0	0
Others 其他類別	0	0
TOTAL 總數	46	35

Notes:

- Industrial accidents refer to injuries and deaths arising from industrial activities in industrial undertakings as defined under the Factories and Industrial Undertakings Ordinance.
- Figures in brackets denote the number of fatalities.
- The above accident figures are recorded as at 31 March 2011.

註釋:

- 工業意外是指在《工廠及工業經營條例》所界定的工業經營內發生的受傷或死亡意外，而這些意外是因工業活動而引致的。
- 括號內的數字顯示死亡人數。
- 上列意外數字為截至2011年3月31日所記錄的數字。



Industrial Accidents in Shipbuilding and Shiprepairing Industry in 2010

- analysed by Type of Accident

二零一零年造船及修船業之工業意外個案 - 按意外類別分析

Type of Accident 意外類別		2009 二零零九年	2010 二零一零年
Trapped in or between objects	受困於物件之內或物件之間	4	0
Injured whilst lifting or carrying	提舉或搬運物件時受傷	13	15
Slip, trip or fall on same level	滑倒、絆倒或在同一高度跌倒	12	10
Fall of person from height	人體從高處墮下	7	1
Striking against fixed or stationary object	與固定或不動的物件碰撞	10	6
Striking against or struck by moving object	被移動物件或與移動物件碰撞	15	14
Stepping on object	踏在物件上	0	0
Exposure to or contact with harmful substance	暴露於有害物質中或接觸有害物質	0	0
Contact with electricity or electric discharge	觸電或接觸放出的電流	0	0
Trapped by collapsing or overturning object	受困於倒塌或翻側的物件	0	0
Struck by falling object	遭墮下的物件撞擊	1	3
Struck by moving vehicle	遭移動中的車輛撞倒	0	0
Contact with moving machinery or object being machined	觸及開動中的機器或觸及以機器製造中的物件	4	3
Drowning	遇溺	0	0
Exposure to fire	火警燒傷	0	0
Exposure to explosion	爆炸受傷	0	0
Injured by hand tool	被手工具所傷	8	3
Injured by fall of ground	泥土傾瀉受傷	0	0
Asphyxiation	窒息	0	0
Contact with hot surface or substance	觸及灼熱表面或物質	2	0
Injured by animal	被動物所傷	0	0
Injured in workplace violence	於工作場所暴力事件中受傷	0	0
Others	其他類別	0	0
TOTAL	總數	76	55

Notes:

- Industrial accidents refer to injuries and deaths arising from industrial activities in industrial undertakings as defined under the Factories and Industrial Undertakings Ordinance.
- Figures in brackets denote the number of fatalities.
- The above accident figures are recorded as at 31 March 2011.

註釋:

- 工業意外是指在《工廠及工業經營條例》所界定的工業經營內發生的受傷或死亡意外，而這些意外是因工業活動而引致的。
- 括號內的數字顯示死亡人數。
- 上列意外數字為截至2011年3月31日所記錄的數字。



Industrial Accidents in Printing and Reproduction of Recorded Media Industry in 2010

- analysed by Type of Accident

二零一零年印刷及已儲錄資料媒體的複製業之工業意外個案 - 按意外類別分析

Type of Accident 意外類別		2009 二零零九年	2010 二零一零年
Trapped in or between objects	受困於物件之內或物件之間	4	1
Injured whilst lifting or carrying	提舉或搬運物件時受傷	31	50
Slip, trip or fall on same level	滑倒、絆倒或在同一高度跌倒	19	25
Fall of person from height	人體從高處墮下	4	4
Striking against fixed or stationary object	與固定或不動的物件碰撞	26	14
Striking against or struck by moving object	被移動物件或與移動物件碰撞	11	13
Stepping on object	踏在物件上	0	0
Exposure to or contact with harmful substance	暴露於有害物質中或接觸有害物質	1	0
Contact with electricity or electric discharge	觸電或接觸放出的電流	0	0
Trapped by collapsing or overturning object	受困於倒塌或翻側的物件	0	0
Struck by falling object	遭墮下的物件撞擊	0	0
Struck by moving vehicle	遭移動中的車輛撞倒	3	2
Contact with moving machinery or object being machined	觸及開動中的機器或觸及以機器製造中的物件	55	30
Drowning	遇溺	0	0
Exposure to fire	火警燒傷	0	1
Exposure to explosion	爆炸受傷	0	0
Injured by hand tool	被手工具所傷	14	10
Injured by fall of ground	泥土傾瀉受傷	0	0
Asphyxiation	窒息	0	0
Contact with hot surface or substance	觸及灼熱表面或物質	1	1
Injured by animal	被動物所傷	0	0
Injured in workplace violence	於工作場所暴力事件中受傷	0	0
Others	其他類別	1	4
TOTAL	總數	170	155

Notes:

1. Industrial accidents refer to injuries and deaths arising from industrial activities in industrial undertakings as defined under the Factories and Industrial Undertakings Ordinance.
2. Figures in brackets denote the number of fatalities.
3. The above accident figures are recorded as at 31 March 2011.

註釋:

1. 工業意外是指在《工廠及工業經營條例》所界定的工業經營內發生的受傷或死亡意外，而這些意外是因工業活動而引致的。
2. 括號內的數字顯示死亡人數。
3. 上列意外數字為截至2011年3月31日所記錄的數字。



**Industrial Accidents in Construction Industry
in 2010**
- analysed by Type of Accident

二零一零年建造業之工業意外個案 - 按意外類別分析

Type of Accident 意外類別		2009 二零零九年	2010 二零一零年
Trapped in or between objects	受困於物件之內或物件之間	93	85
Injured whilst lifting or carrying	提舉或搬運物件時受傷	576	546
Slip, trip or fall on same level	滑倒、絆倒或在同一高度跌倒	513	573
Fall of person from height	人體從高處墮下	397 (15)	406 (6)
Striking against fixed or stationary object	與固定或不動的物件碰撞	219	302
Striking against or struck by moving object	被移動物件或與移動物件碰撞	424 (2)	442
Stepping on object	踏在物件上	19	27
Exposure to or contact with harmful substance	暴露於有害物質中或接觸有害物質	8	7
Contact with electricity or electric discharge	觸電或接觸放出的電流	5	7 (1)
Trapped by collapsing or overturning object	受困於倒塌或翻側的物件	0	1
Struck by falling object	遭墮下的物件撞擊	87 (1)	75
Struck by moving vehicle	遭移動中的車輛撞倒	17	7
Contact with moving machinery or object being machined	觸及開動中的機器或觸及以機器製造中的物件	199	245 (2)
Drowning	遇溺	1 (1)	0
Exposure to fire	火警燒傷	8	5
Exposure to explosion	爆炸受傷	4	3
Injured by hand tool	被手工具所傷	137	102
Injured by fall of ground	泥土傾瀉受傷	1	0
Asphyxiation	窒息	0	0
Contact with hot surface or substance	觸及灼熱表面或物質	21	20
Injured by animal	被動物所傷	0	0
Injured in workplace violence	於工作場所暴力事件中受傷	0	0
Others	其他類別	26	31
TOTAL	總數	2 755 (19)	2 884 (9)

Notes:

1. Industrial accidents refer to injuries and deaths arising from industrial activities in industrial undertakings as defined under the Factories and Industrial Undertakings Ordinance.
2. Figures in brackets denote the number of fatalities.
3. The above accident figures are recorded as at 31 March 2011.

註釋:

1. 工業意外是指在《工廠及工業經營條例》所界定的工業經營內發生的受傷或死亡意外，而這些意外是因工業活動而引致的。
2. 括號內的數字顯示死亡人數。
3. 上列意外數字為截至2011年3月31日所記錄的數字。



Industrial Accidents in Food and Beverage Services in 2010

- analysed by Type of Accident

二零一零年餐飲服務業之工業意外個案 - 按意外類別分析

Type of Accident 意外類別		2009 二零零九年	2010 二零一零年
Trapped in or between objects	受困於物件之內或物件之間	102	96
Injured whilst lifting or carrying	提舉或搬運物件時受傷	1 251	1 205
Slip, trip or fall on same level	滑倒、絆倒或在同一高度跌倒	1 192	1 219
Fall of person from height	人體從高處墮下	58	44
Striking against fixed or stationary object	與固定或不動的物件碰撞	567	735
Striking against or struck by moving object	被移動物件或與移動物件碰撞	338	341
Stepping on object	踏在物件上	5	8
Exposure to or contact with harmful substance	暴露於有害物質中或接觸有害物質	61	70
Contact with electricity or electric discharge	觸電或接觸放出的電流	4	3
Trapped by collapsing or overturning object	受困於倒塌或翻側的物件	0	0
Struck by falling object	遭墮下的物件撞擊	31	20
Struck by moving vehicle	遭移動中的車輛撞倒	36	23
Contact with moving machinery or object being machined	觸及開動中的機器或觸及以機器製造中的物件	93	94
Drowning	遇溺	0	0
Exposure to fire	火警燒傷	21	14
Exposure to explosion	爆炸受傷	1	0
Injured by hand tool	被手工具所傷	1 911	1 862
Injured by fall of ground	泥土傾瀉受傷	0	0
Asphyxiation	窒息	0	0
Contact with hot surface or substance	觸及灼熱表面或物質	1 702	1 729
Injured by animal	被動物所傷	59	34
Injured in workplace violence	於工作場所暴力事件中受傷	0	0
Others	其他類別	38	44
TOTAL	總數	7 470	7 541

Notes:

1. Industrial accidents refer to injuries and deaths arising from industrial activities in industrial undertakings as defined under the Factories and Industrial Undertakings Ordinance.
2. Figures in brackets denote the number of fatalities.
3. The above accident figures are recorded as at 31 March 2011.

註釋:

1. 工業意外是指在《工廠及工業經營條例》所界定的工業經營內發生的受傷或死亡意外，而這些意外是因工業活動而引致的。
2. 括號內的數字顯示死亡人數。
3. 上列意外數字為截至2011年3月31日所記錄的數字。



Statistics of Confirmed Occupational Diseases (excluding Silicosis, Asbestosis, Mesothelioma, Occupational Deafness and Gas Poisoning) by Industry in 2010

二零一零年各行業中經證實為職業病的個案數字統計(矽肺病、石棉沉着病、間皮瘤、職業性失聰及氣體中毒除外)

Industry Section 行業主類	Occupational Disease Codes (2009) 職業病譯碼 (二零零九年)						Occupational Disease Codes (2010) 職業病譯碼 (二零一零年)					
	3	8	14	16	40	Total 總數	3	8	14	16	40	Total 總數
Agriculture, forestry and fishing 農業、林業及漁業	0	0	0	0	0	0	0	0	0	0	0	0
Mining and quarrying 採礦及採石業	0	0	0	0	0	0	0	0	0	0	0	0
Manufacturing 製造業	0	4	0	0	0	4	0	5	0	0	0	5
Electricity, gas and waste management 電力、燃氣及廢棄物管理	0	0	0	0	0	0	0	0	0	0	0	0
Construction 建造業	1	0	0	0	3	4	0	0	0	0	1	1
Import/export, wholesale and retail trades 進出口貿易、批發及零售業	0	3	0	0	1	4	0	8	0	3	0	11
Transportation, storage, postal and courier services 運輸、倉庫、郵政及速遞服務	0	3	0	0	0	3	0	3	0	0	0	3
Accommodation and food services 住宿及膳食服務	0	7	0	0	1	8	0	4	0	0	1	5
Information and communications 資訊及通訊	0	1	0	0	0	1	0	0	0	0	0	0
Financing and insurance 金融及保險	0	0	0	0	0	0	0	1	0	0	0	1
Real estate 地產	0	1	0	0	0	1	0	0	0	0	0	0
Professional and business services 專業及商用服務	0	0	0	0	0	0	0	4	0	0	0	4
Public administration, and social and personal services 公共行政以及社會及個人服務	0	20	18	0	4	42	1	23	11	0	3	38
Other industries 其他行業	0	0	0	0	1	1	0	0	0	0	0	0
Total 總數	1	39	18	0	10	68	1	48	11	3	5	68

Occupational Disease Codes

3 = Compressed Air Illness

8 = Tenosynovitis of the Hand or Forearm

14 = Tuberculosis

16 = *Streptococcus suis* Infection

40 = Occupational Dermatitis

職業病譯碼

3 = 氣壓病

8 = 手部或前臂腱鞘炎

14 = 結核病

16 = 豬型鏈球菌感染

40 = 職業性皮膚炎

Notes:

- 1) For information on silicosis, asbestosis and mesothelioma, please refer to the Pneumoconiosis Compensation Fund Board.
- 2) For information on occupational deafness, please refer to the Occupational Deafness Compensation Board.
- 3) The distribution of confirmed occupational diseases in 2009 in various industries has been revised in February 2011.

附註：

- 1) 有關矽肺病、石棉沉着病及間皮瘤，請參考肺塵埃沉着病補償基金委員會所發表的資料。
- 2) 有關職業性失聰，請參考職業性失聰補償管理局所發表的資料。
- 3) 二零零九年經證實為職業病的個案在各行業的分佈在二零一一年二月曾作修訂。



Number of Confirmed Occupational Diseases in 2010

二零一零年經證實為職業病的個案數字

Occupational Disease 職業病	2009 二零零九年	2010 二零一零年
Occupational Deafness 職業性失聰 ¹	77	70
Silicosis 矽肺病	86	61
Tenosynovitis of the Hand or Forearm 手部或前臂腱鞘炎	39	48
Mesothelioma 間皮瘤	15	12
Tuberculosis 結核病	18	11
Occupational Dermatitis 職業性皮膚炎	10	5
Gas Poisoning 氣體中毒 ²	17 (5)	17 (8)
<i>Streptococcus suis</i> Infection 豬型鏈球菌感染	0	3
Asbestosis 石棉沉着病	5	1
Compressed Air Illness 氣壓病	1	1
Total 總數	268	229

Notes:

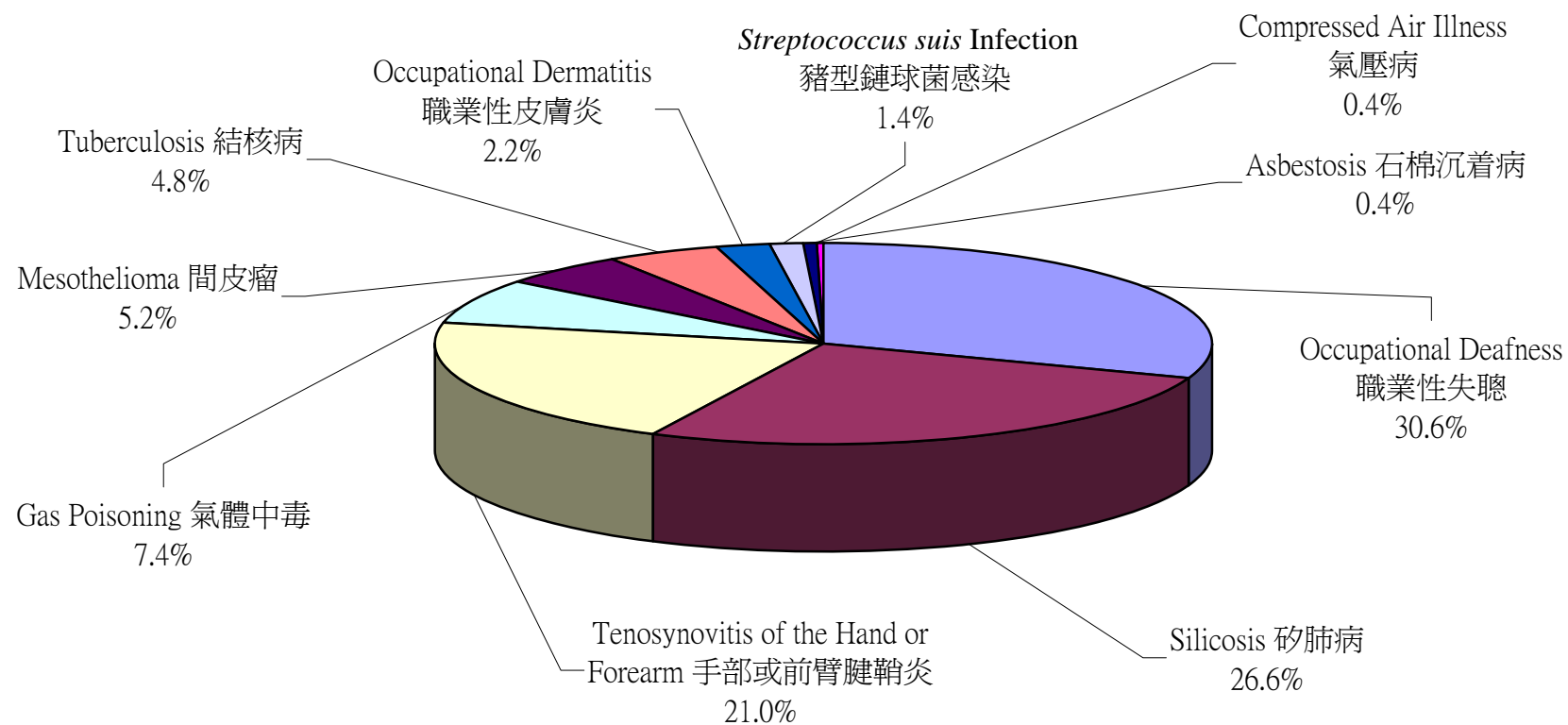
1. The coverage of the Occupational Deafness (Compensation) Ordinance has been extended to employees with noise-induced monaural hearing loss in April 2010. In 2010, there were 510 such cases.
2. The figure in bracket denotes the number of incidents.

附註：

1. 《職業性失聰(補償)條例》的補償範圍已在2010年4月延伸至罹患噪音引致單耳失聰的僱員。在2010年，該些個案共有510宗。
2. 括號中的數字為事件次數。



二零一零年經證實為職業病的個案數字
Number of Confirmed Occupational Diseases in 2010



Occupational Deafness 職業性失聰	Silicosis 矽肺病
Tenosynovitis of the Hand or Forearm 手部或前臂腱鞘炎	Gas Poisoning 氣體中毒
Mesothelioma 間皮瘤	Tuberculosis 結核病
Occupational Dermatitis 職業性皮膚炎	Streptococcus suis Infection 豬型鏈球菌感染
Asbestosis 石棉沉着病	Compressed Air Illness 氣壓病



Industrial Accidents in Construction Industry (2001 - 2010) 建造業之工業意外數字 (2001 - 2010)

	2001	2002	2003	2004	2005	2006	2007	2008	2009	2010
No. of Accidents 意外數目	9 206	6 239	4 367	3 833	3 548	3 400	3 042	3 033	2 755	2 884
No. of Fatalities 致命意外數目	28	24	25	17	25	16	19	20	19	9
Employment Size 受僱人數	80 302	73 223	64 112	63 520	59 266	52 865	50 185	49 422	50 501	55 341
Acc. rate/1 000 Workers 每1 000工人計的意外率	114.6	85.2	68.1	60.3	59.9	64.3	60.6	61.4	54.6	52.1
Fatality rate/1 000 Workers 每1 000工人計的致命意外率	0.349	0.328	0.390	0.268	0.422	0.303	0.379	0.405	0.376	0.163

Notes:

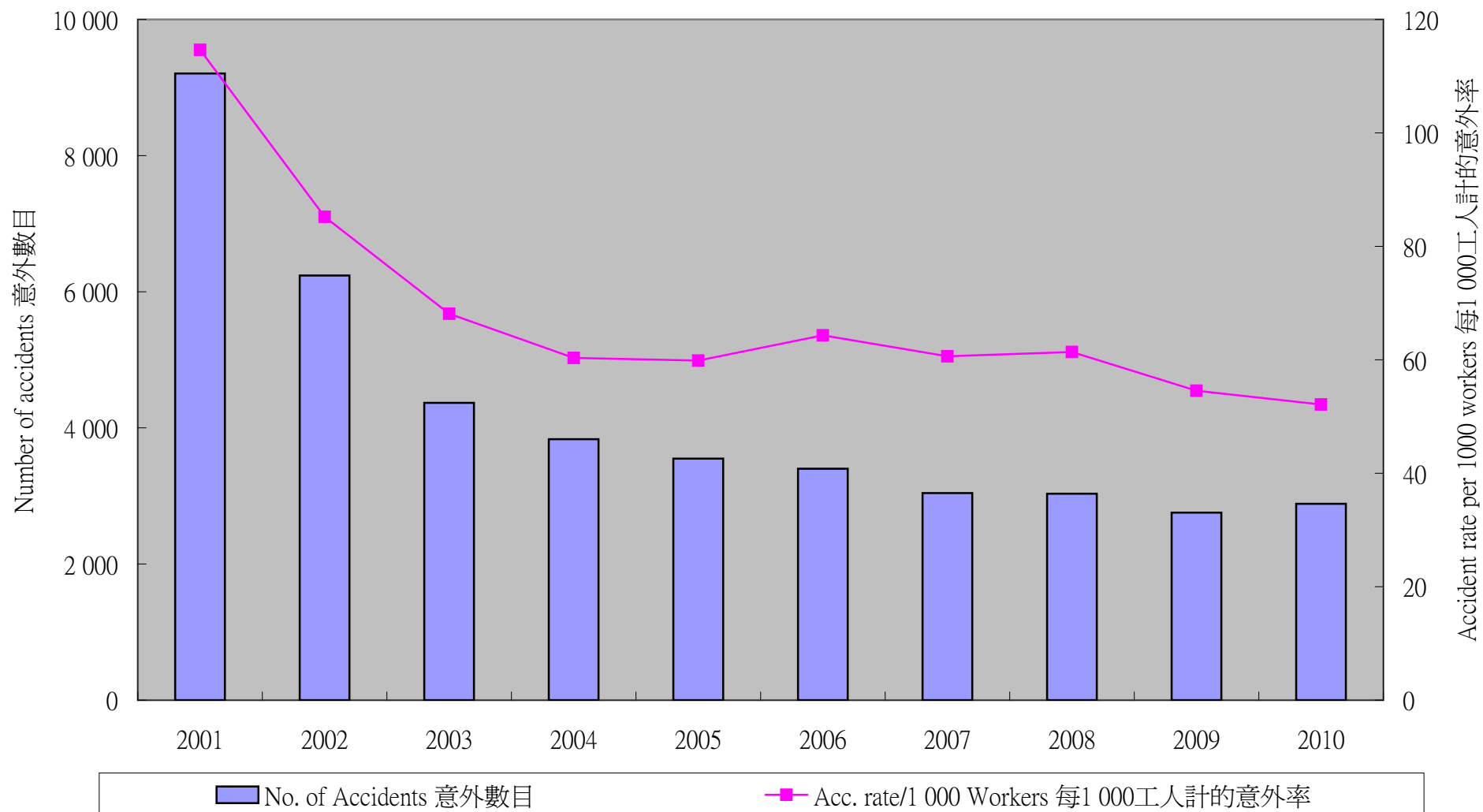
1. The statistics prior to 2009 are compiled based on Hong Kong Standard Industrial Classification (HSIC) Version 1.1 while the statistics from 2009 onwards are compiled based on HSIC Version 2.0.
2. Employment size only covers manual workers on construction sites.
3. Employment size for calculating the accident rate per 1 000 workers are based on the **Quarterly Report of Employment and Vacancies Statistics** published by the Census and Statistics Department (C&SD). Since 2009, the Quarterly Survey of Employment and Vacancies (SEV) conducted by the C&SD has been enhanced to adopt the Hong Kong Standard Industrial Classification (HSIC) Version 2.0 to replace the HSIC Version 1.1 in compiling the statistics on the number of establishments, persons engaged and vacancies. Hence, the employment size from 2009 onwards are in HSIC Version 2.0.
4. The SEV coverage for Construction Industry under HSIC Version 1.1 and HSIC Version 2.0 are the same.

註釋:

1. 2009年以前的統計數字是根據《香港標準行業分類1.1版》編製，而2009年起的統計數字是根據《香港標準行業分類2.0版》編製。
2. 受僱人數只包括在建築地盤工作的工人。
3. 用以計算每1 000名工人計意外率之受僱人數資料源自政府統計處發表的《就業及空缺按季統計報告》。由2009年開始，政府統計處所進行的「僱傭及職位空缺按季統計調查」已採用《香港標準行業分類2.0版》編製機構單位數目、就業人數及職位空缺數目的統計數字，以取替沿用的《香港標準行業分類1.1版》。由2009年開始，受僱人數是按《香港標準行業分類2.0版》編製。
4. 「僱傭及職位空缺按季統計調查」中的建造業在《香港標準行業分類1.1版》和《香港標準行業分類2.0版》的涵蓋範圍是相同。



建造業之工業意外數字 (2001 - 2010)
Industrial Accidents in Construction Industry (2001 - 2010)





Industrial Accidents in Catering Industry (1999 - 2008)

飲食業之工業意外數字(1999 - 2008)

	1999	2000	2001	2002	2003	2004	2005	2006	2007	2008
No. of Accidents 意外數目	12 549	12 621	11 914	10 149	8 527	9 410	8 902	9 294	8 876	8 049
No. of Fatalities 致命意外數目	0	2	0	0	0	0	0	0	0	0
Total No. of Workers 工人總數	187 614	190 685	193 881	185 395	171 999	182 791	188 157	196 935	204 020	207 735
Acc. rate/1 000 Workers 每1 000工人計的意外率	66.9	66.2	61.5	54.7	49.6	51.5	47.3	47.2	43.5	38.7
Fatality rate/1 000 Workers 每1 000工人計的致命意外率	0.000	0.010	0.000	0.000	0.000	0.000	0.000	0.000	0.000	0.000

Notes:

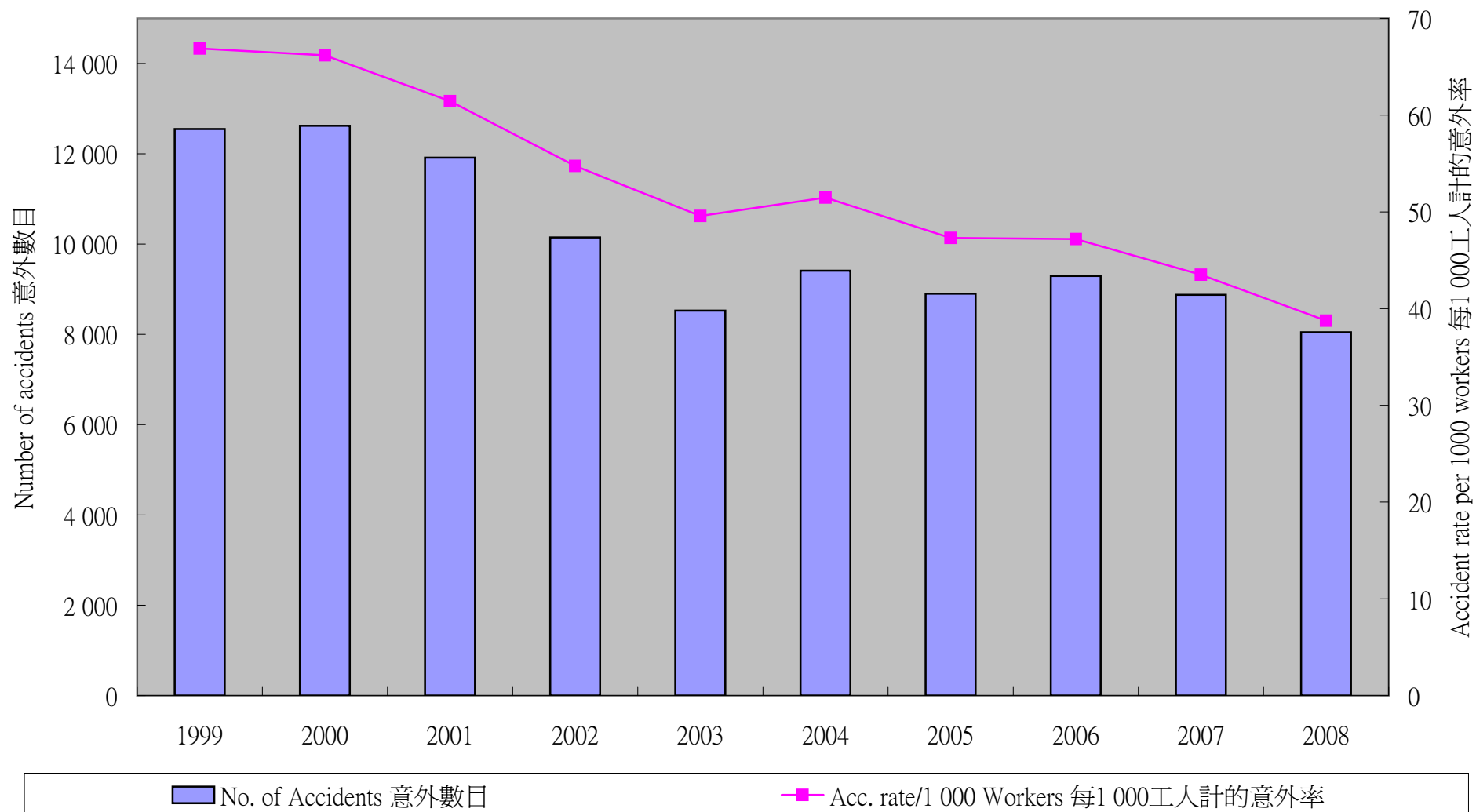
1. The statistics are compiled based on Hong Kong Standard Industrial Classification Version 1.1.
2. Employment size for calculating the accident rate per 1 000 workers are based on the Quarterly Report of Employment and Vacancies Statistics published by the Census and Statistics Department (C&SD).

註釋:

1. 統計數字是根據《香港標準行業分類1.1版》編製。
2. 用以計算每1 000名工人計意外率之受僱人數資料源自政府統計處發表的《就業及空缺按季統計報告》。



飲食業之工業意外數字(1999 - 2008)
Industrial Accidents in Catering Industry (1999 - 2008)





Industrial Accidents in Food and Beverage Services (2009 - 2010) 餐飲服務業之工業意外數字 (2009 - 2010)

	2009	2010
No. of Accidents 意外數目	7 470	7 541
No. of Fatalities 致命意外數目	0	0
Employment Size 受僱人數	209 365	217 088
Acc. rate/1 000 Workers 每1 000工人計的意外率	35.7	34.7
Fatality rate/1 000 Workers 每1 000工人計的致命意外率	0.000	0.000

Notes:

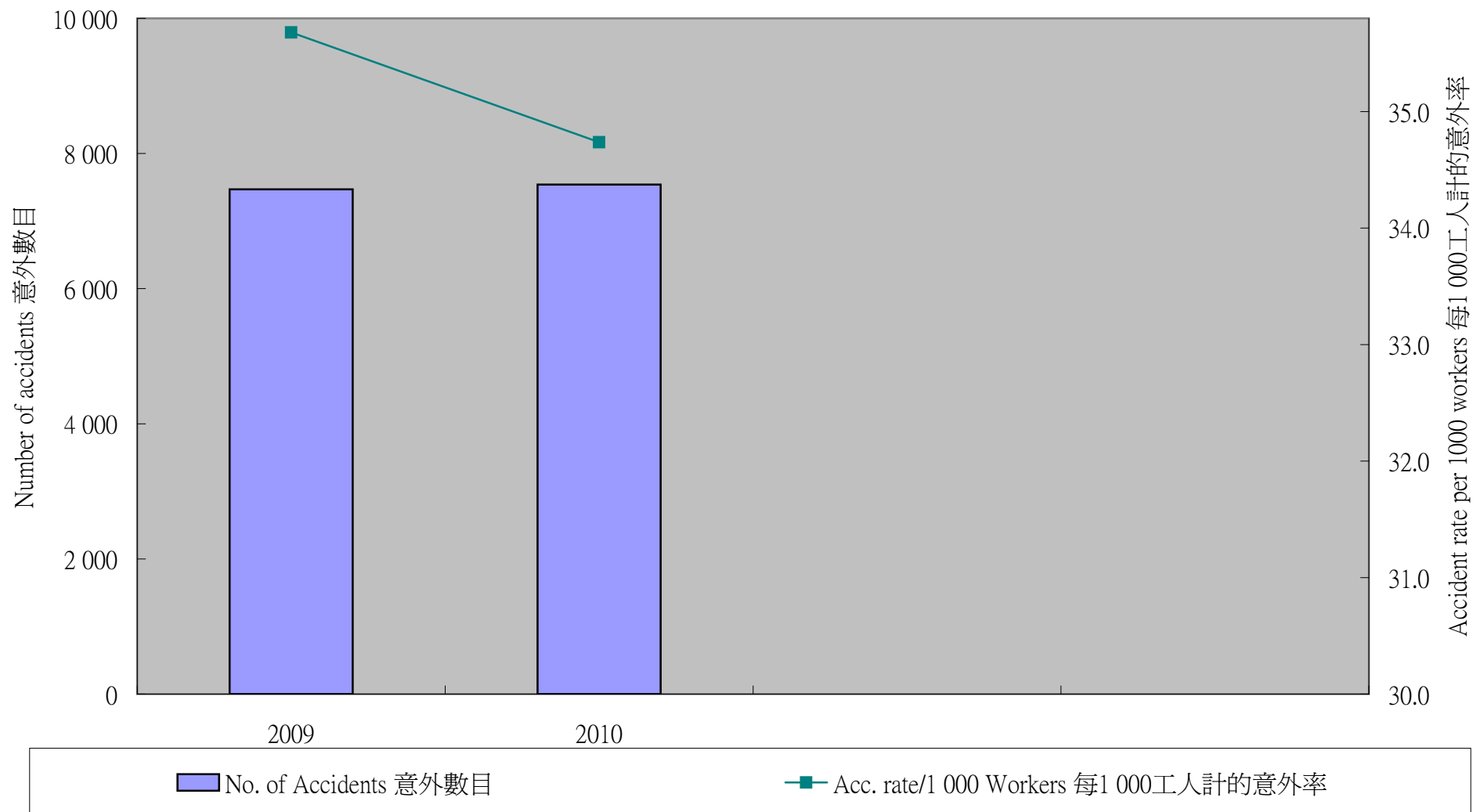
1. The statistics are compiled based on Hong Kong Standard Industrial Classification (HSIC) Version 2.0.
2. Employment size for calculating the accident rate per 1 000 workers are based on the **Quarterly Report of Employment and Vacancies Statistics** published by the Census and Statistics Department (C&SD). Since 2009, the Quarterly Survey of Employment and Vacancies (SEV) conducted by the C&SD has been enhanced to adopt the HSIC Version 2.0 to replace the HSIC Version 1.1 in compiling the statistics on the number of establishments, persons engaged and vacancies. Hence, the employment size from 2009 onwards are in HSIC Version 2.0.
3. The statistics from 2009 onwards cannot be compared with those of previous years due to the changes in coverage of individual industries (except Construction Industry) in HSIC Version 2.0.

註釋:

1. 統計數字是根據《香港標準行業分類2.0版》編製。
2. 用以計算每1 000名工人計意外率之受僱人數資料源自政府統計處發表的《**就業及空缺按季統計報告**》。由2009年開始，政府統計處所進行的「僱傭及職位空缺按季統計調查」已採用《香港標準行業分類2.0版》編製機構單位數目、就業人數及職位空缺數目的統計數字，以取替沿用的《香港標準行業分類1.1版》。由2009年開始，受僱人數是按《香港標準行業分類2.0版》編製。
3. 由於《香港標準行業分類2.0版》改變了個別行業涵蓋範圍（建造業除外），因此2009年起的統計數字不能與過往年份的數字作全面比較。



餐飲服務業之工業意外數字 (2009 - 2010)
Industrial Accidents in Food and Beverage Services (2009 - 2010)





Industrial Accidents in Manufacturing Industry (1999 - 2008) 製造業之工業意外數字(1999 - 2008)

	1999	2000	2001	2002	2003	2004	2005	2006	2007	2008
No. of Accidents 意外數目	5 499	5 436	4 385	3 636	2 719	2 936	2 912	2 949	2 735	2 467
No. of Fatalities 致命意外數目	2	3	3	0	2	2	0	6	3	2
Total No. of Workers 工人總數	247 830	232 039	211 995	193 013	173 133	167 952	164 668	160 505	157 001	151 618
Acc. rate/1 000 Workers 每1 000工人計的意外率	22.2	23.4	20.7	18.8	15.7	17.5	17.7	18.4	17.4	16.3
Fatality rate/1 000 Workers 每1 000工人計的致命意外率	0.008	0.013	0.014	0.000	0.012	0.012	0.000	0.037	0.019	0.013

Notes:

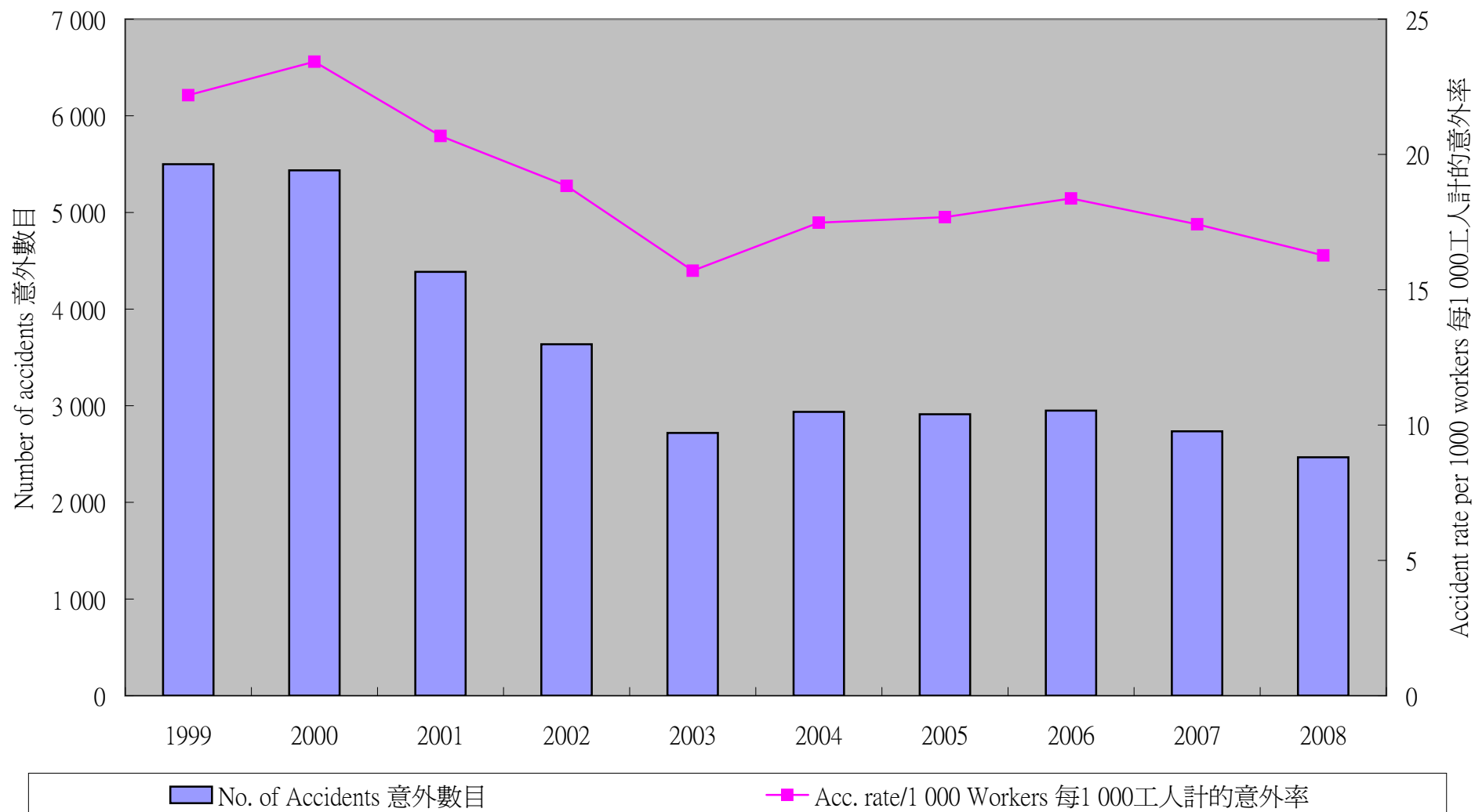
1. The statistics are compiled based on Hong Kong Standard Industrial Classification Version 1.1.
2. Employment size for calculating the accident rate per 1 000 workers are based on the Quarterly Report of Employment and Vacancies Statistics published by the Census and Statistics Department (C&SD).

註釋:

1. 統計數字是根據《香港標準行業分類1.1版》編製。
2. 用以計算每1 000名工人計意外率之受僱人數資料源自政府統計處發表的《就業及空缺按季統計報告》。



製造業之工業意外數字(1999 - 2008)
Industrial Accidents in Manufacturing Industry (1999 - 2008)





Industrial Accidents in Manufacturing Industry (2009 - 2010) 製造業之工業意外數字 (2009 - 2010)

	2009	2010
No. of Accidents 意外數目	1 991	2 009
No. of Fatalities 致命意外數目	1	1
Employment Size 受僱人數	124 990	119 415
Acc. rate/1 000 Workers 每1 000工人計的意外率	15.9	16.8
Fatality rate/1 000 Workers 每1 000工人計的致命意外率	0.008	0.008

Notes:

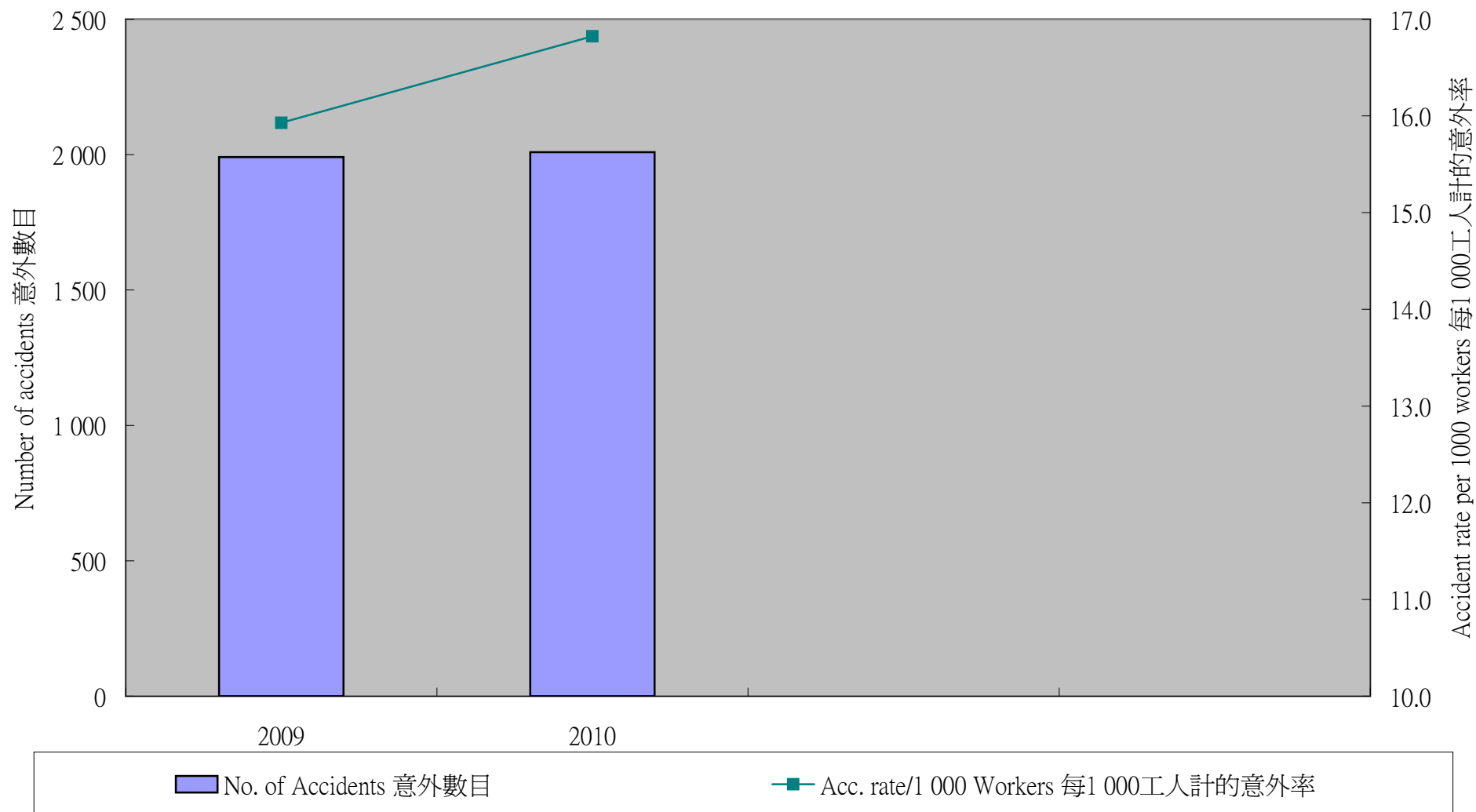
1. The statistics are compiled based on Hong Kong Standard Industrial Classification (HSIC) Version 2.0.
2. Employment size for calculating the accident rate per 1 000 workers are based on the Quarterly Report of Employment and Vacancies Statistics published by the Census and Statistics Department (C&SD). Since 2009, the Quarterly Survey of Employment and Vacancies (SEV) conducted by the C&SD has been enhanced to adopt the HSIC Version 2.0 to replace the HSIC Version 1.1 in compiling the statistics on the number of establishments, persons engaged and vacancies. Hence, the employment size from 2009 onwards are in HSIC Version 2.0.
3. The statistics from 2009 onwards cannot be compared with those of previous years due to the changes in coverage of individual industries (except Construction Industry) in HSIC Version 2.0.

註釋:

1. 統計數字是根據《香港標準行業分類2.0版》編製。
2. 用以計算每1 000名工人計意外率之受僱人數資料源自政府統計處發表的《就業及空缺按季統計報告》。由2009年開始，政府統計處所進行的「僱傭及職位空缺按季統計調查」已採用《香港標準行業分類2.0版》編製機構單位數目、就業人數及職位空缺數目的統計數字，以取替沿用的《香港標準行業分類1.1版》。由2009年開始，受僱人數是按《香港標準行業分類2.0版》編製。
3. 由於《香港標準行業分類2.0版》改變了個別行業涵蓋範圍（建造業除外），因此2009年起的統計數字不能與過往年份的數字作全面比較。



製造業之工業意外數字 (2009 - 2010)
Industrial Accidents in Manufacturing Industry (2009 - 2010)





Industrial Accidents in Major Industries (1999 - 2008)

主要行業之工業意外數字(1999 - 2008)

	1999	2000	2001	2002	2003	2004	2005	2006	2007	2008
No. of Accidents 意外數目										
Construction Industry 建造業	14 078	11 925	9 206	6 239	4 367	3 833	3 548	3 400	3 042	3 033
Catering Industry 飲食業	12 549	12 621	11 914	10 149	8 527	9 410	8 902	9 294	8 876	8 049
Manufacturing Industry 製造業	5 499	5 436	4 385	3 636	2 719	2 936	2 912	2 949	2 735	2 467
Acc. Rate/1 000 Workers 每1 000工人計的意外率										
Construction Industry 建造業	198.4	149.8	114.6	85.2	68.1	60.3	59.9	64.3	60.6	61.4
Catering Industry 飲食業	66.9	66.2	61.5	54.7	49.6	51.5	47.3	47.2	43.5	38.7
Manufacturing Industry 製造業	22.2	23.4	20.7	18.8	15.7	17.5	17.7	18.4	17.4	16.3

Notes:

1. The statistics are compiled based on Hong Kong Standard Industrial Classification (HSIC) Version 1.1.
2. Employment size for calculating the accident rate per 1 000 workers are based on the Quarterly Report of Employment and Vacancies Statistics published by the Census and Statistics Department (C&SD).

註釋:

1. 統計數字是根據《香港標準行業分類1.1版》編製。
2. 用以計算每1 000名工人計意外率之受僱人數資料源自政府統計處發表的《就業及空缺按季統計報告》。



Industrial Accidents in Major Industries (2009 - 2010) 主要行業之工業意外數字 (2009 - 2010)

	2009	2010
No. of Accidents 意外數目		
Construction Industry 建造業	2 755	2 884
Food and Beverage Services 餐飲服務業	7 470	7 541
Manufacturing Industry 製造業	1 991	2 009
Acc. Rate/1 000 Workers 每1 000工人計的意外率		
Construction Industry 建造業	54.6	52.1
Food and Beverage Services 餐飲服務業	35.7	34.7
Manufacturing Industry 製造業	15.9	16.8

Notes:

1. The statistics are compiled based on Hong Kong Standard Industrial Classification (HSIC) Version 2.0.
2. Employment size for calculating the accident rate per 1 000 workers are based on the Quarterly Report of Employment and Vacancies Statistics published by the Census and Statistics Department (C&SD). Since 2009, the Quarterly Survey of Employment and Vacancies (SEV) conducted by the C&SD has been enhanced to adopt the HSIC Version 2.0 to replace the HSIC Version 1.1 in compiling the statistics on the number of establishments, persons engaged and vacancies. Hence, the employment size from 2009 onwards are in HSIC Version 2.0.
3. The statistics from 2009 onwards cannot be compared with those of previous years due to the changes in coverage of individual industries (except Construction Industry) in HSIC Version 2.0.
4. The SEV coverage for Construction Industry under HSIC Version 1.1 and HSIC Version 2.0 are the same.

註釋:

1. 統計數字是根據《香港標準行業分類2.0版》編製。
2. 用以計算每1 000名工人計意外率之受僱人數資料源自政府統計處發表的《就業及空缺按季統計報告》。由2009年開始，政府統計處所進行的「僱傭及職位空缺按季統計調查」已採用《香港標準行業分類2.0版》編製機構單位數目、就業人數及職位空缺數目的統計數字，以取替沿用的《香港標準行業分類1.1版》。由2009年開始，受僱人數是按《香港標準行業分類2.0版》編製。
3. 由於《香港標準行業分類2.0版》改變了個別行業涵蓋範圍（建造業除外），因此2009年起的統計數字不能與過往年份的數字作全面比較。
4. 「僱傭及職位空缺按季統計調查」中的建造業在《香港標準行業分類1.1版》和《香港標準行業分類2.0版》的涵蓋範圍是相同。



Industrial Accidents in All Industries (1999 - 2008)

所有行業之工業意外數字(1999 - 2008)

	1999	2000	2001	2002	2003	2004	2005	2006	2007	2008
No. of Accidents 意外數目	35 986	33 652	28 518	22 453	17 249	17 533	16 917	17 286	16 117	14 932
No. of Fatalities 致命意外數目	52	43	34	25	28	24	29	26	25	24
Total No. of Workers 工人總數	652 931	651 441	638 978	600 781	550 655	556 572	552 160	549 109	550 121	549 866
Acc. rate/1 000 Workers 每1 000工人計的意外率	55.1	51.7	44.6	37.4	31.3	31.5	30.6	31.5	29.3	27.2
Fatality rate/1 000 Workers 每1 000工人計的致命意外率	0.080	0.066	0.053	0.042	0.051	0.043	0.053	0.047	0.045	0.044

Notes:

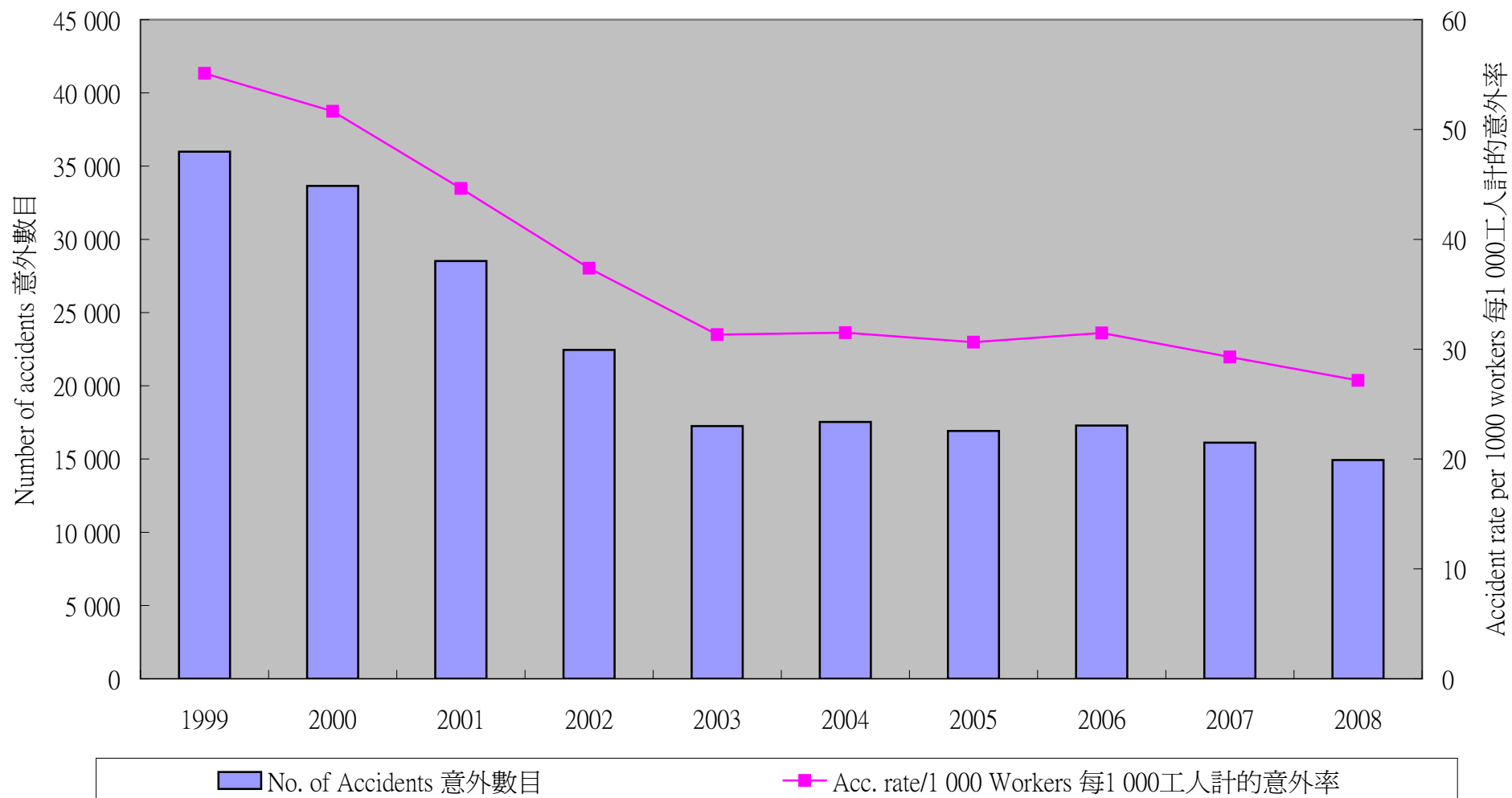
1. The statistics are compiled based on Hong Kong Standard Industrial Classification (HSIC) Version 1.1.
2. Employment size for calculating the accident rate per 1 000 workers are based on the Quarterly Report of Employment and Vacancies Statistics published by the Census and Statistics Department (C&SD).

註釋:

1. 統計數字是根據《香港標準行業分類1.1版》編製。
2. 用以計算每1 000名工人計意外率之受僱人數資料源自政府統計處發表的《就業及空缺按季統計報告》。



所有行業之工業意外數字(1999 - 2008)
Industrial Accidents in All Industries (1999 - 2008)





Industrial Accidents in All Industries (2009 - 2010) 所有行業之工業意外數字 (2009 - 2010)

	2009	2010
No. of Accidents 意外數目	13 600	14 015
No. of Fatalities 致命意外數目	21	18
Employment Size 受僱人數	552 773	562 104
Acc. rate/1 000 Workers 每1 000工人計的意外率	24.6	24.9
Fatality rate/1 000 Workers 每1 000工人計的致命意外率	0.038	0.032

Notes:

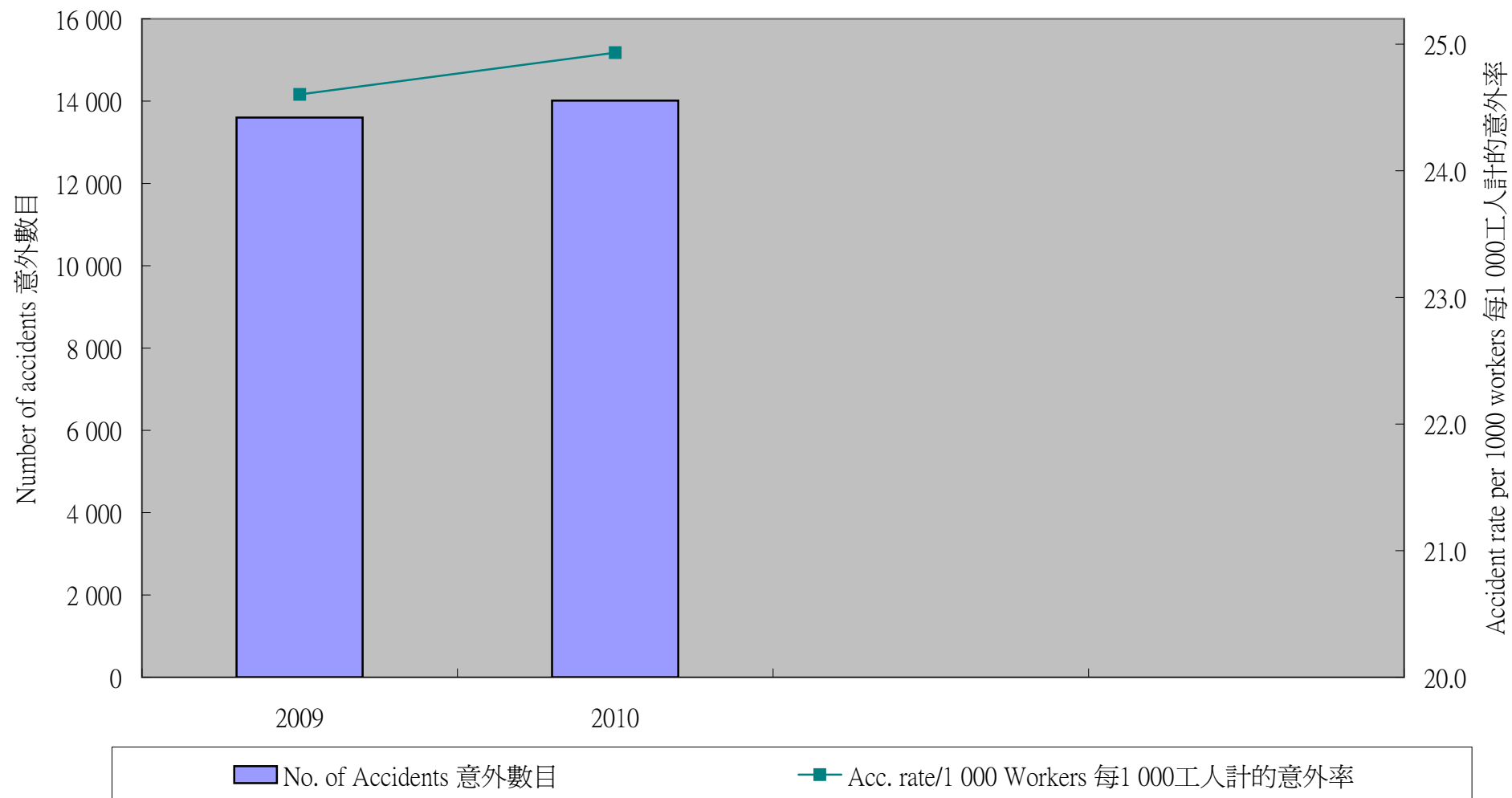
1. The statistics are compiled based on Hong Kong Standard Industrial Classification (HSIC) Version 2.0.
2. Employment size for calculating the accident rate per 1 000 workers are based on the Quarterly Report of Employment and Vacancies Statistics published by the Census and Statistics Department (C&SD). Since 2009, the Quarterly Survey of Employment and Vacancies (SEV) conducted by the C&SD has been enhanced to adopt the HSIC Version 2.0 to replace the HSIC Version 1.1 in compiling the statistics on the number of establishments, persons engaged and vacancies. Hence, the employment size from 2009 onwards are in HSIC Version 2.0.
3. The statistics from 2009 onwards cannot be compared with those of previous years due to the changes in coverage of individual industries (except Construction Industry) in HSIC Version 2.0.

註釋:

1. 統計數字是根據《香港標準行業分類2.0版》編製。
2. 用以計算每1 000名工人計意外率之受僱人數資料源自政府統計處發表的《就業及空缺按季統計報告》。由2009年開始，政府統計處所進行的「僱傭及職位空缺按季統計調查」已採用《香港標準行業分類2.0版》編製機構單位數目、就業人數及職位空缺數目的統計數字，以取替沿用的《香港標準行業分類1.1版》。由2009年開始，受僱人數是按《香港標準行業分類2.0版》編製。
3. 由於《香港標準行業分類2.0版》改變了個別行業涵蓋範圍（建造業除外），因此2009年起的統計數字不能與過往年份的數字作全面比較。



所有行業之工業意外數字 (2009 - 2010)
Industrial Accidents in All Industries (2009 - 2010)





Number of Confirmed Occupational Diseases (2001 - 2010)

二零零一年至二零一零年經證實為職業病的個案數字

Occupational Disease	職業病	2001	2002	2003	2004	2005	2006	2007	2008	2009	2010
Compressed Air Illness	氣壓病	11	4	2	0	1	1	0	0	1	1
Tenosynovitis of the Hand or Forearm	手部或前臂腱鞘炎	90	35	34	43	75	63	35	40	39	48
Carpal Tunnel Syndrome	腕管綜合症	0	1	0	1	0	1	1	0	0	0
Tuberculosis	結核病	41	29	30	42	30	18	16	25	18	11
<i>Streptococcus suis</i> Infection	豬型鏈球菌感染	1	0	0	1	6	0	1	3	0	3
Cadmium Poisoning	鎘中毒	0	0	0	3	0	1	0	0	0	0
Occupational Dermatitis	職業性皮膚炎	24	29	10	7	10	8	7	3	10	5
Inflammation or Ulceration of the Mucous Membrane of the Upper Respiratory Passages or Mouth produced by Dust, Liquid or Vapour	因塵埃、液體或蒸氣引致上呼吸道或口腔的黏膜發炎或潰瘍	0	0	1	1	0	0	0	0	0	0
Occupational Asthma	職業性哮喘病	0	3	1	0	0	0	0	0	0	0
Silicosis	矽肺病	122	110	74	69	68	109	67	65	86	61
Asbestosis	石棉沉着病	9	9	6	4	2	7	2	5	5	1
Mesothelioma ¹	間皮瘤 ¹	N.A.	N.A.	N.A.	N.A.	N.A.	N.A.	N.A.	1	15	12
Occupational Deafness ²	職業性失聰 ²	121	114	74	52	60	51	47	58	77	70
Gas Poisoning ³	氣體中毒 ³	11 (6)	30 (9)	26 (7)	28 (10)	4 (3)	5 (3)	1 (1)	4 (4)	17 (5)	17 (8)
Total	總數	430	364	258	251	256	264	177	204	268	229

Notes :

1. Mesothelioma was prescribed as a new occupational disease under the Pneumoconiosis and Mesothelioma (Compensation) Ordinance in April 2008.
2. The coverage of the Occupational Deafness (Compensation) Ordinance has been extended to employees with noise-induced monaural hearing loss in April 2010. In 2010, there were 510 such cases.
3. The figure in bracket denotes the number of incidents.
4. "N.A." means not applicable.

註釋：

1. 在2008年4月，間皮瘤被列入《肺塵埃沉着病及間皮瘤(補償)條例》為新的職業病。
2. 《職業性失聰(補償)條例》的補償範圍已在2010年4月延伸至罹患噪音引致單耳失聰的僱員。在2010年，該些個案共有510宗。
3. 括號中的數字為事件次數。
4. "N.A." 是指不適用。



Occupational Injuries and Injury Rates in All Economic Activities in 2001 - 2010

二零零一年至二零一零年所有經濟行業之職業傷亡個案及傷亡率

	2001	2002	2003	2004	2005	2006	2007	2008	2009	2010
Number of occupational injuries 傷亡個案	53 719	47 023	42 022	44 025	44 267	46 937	43 979	41 900	39 579	41 907
Injury rate per 1 000 employees 每1 000僱員計之傷亡率	21.6	19.2	17.7	18.1	17.8	18.4	16.9	15.8	15.0	15.5

Notes:

1. The statistics prior to 2009 are compiled based on Hong Kong Standard Industrial Classification (HSIC) Version 1.1 while the statistics from 2009 onwards are compiled based on HSIC Version 2.0.
2. Employment size for calculating the accident rate per 1 000 workers are based on the Quarterly Report of Employment and Vacancies Statistics published by the Census and Statistics Department (C&SD). Since 2009, the Quarterly Survey of Employment and Vacancies (SEV) conducted by the C&SD has been enhanced to adopt the HSIC Version 2.0 to replace the HSIC Version 1.1 in compiling the statistics on the number of establishments, persons engaged and vacancies. Hence, the employment size from 2009 onwards are in HSIC Version 2.0.

註釋:

1. 2009年以前的統計數字是根據《香港標準行業分類1.1版》編製，而2009年起的統計數字是根據《香港標準行業分類2.0版》編製。
2. 用以計算每1 000名工人計意外率之受僱人數資料源自政府統計處發表的《就業及空缺按季統計報告》。由2009年開始，政府統計處所進行的「僱傭及職位空缺按季統計調查」已採用《香港標準行業分類2.0版》編製機構單位數目、就業人數及職位空缺數目的統計數字，以取替沿用的《香港標準行業分類1.1版》。由2009年開始，受僱人數是按《香港標準行業分類2.0版》編製。



二零零一年至二零一零年所有經濟行業之職業傷亡個案及傷亡率
Occupational Injuries and Injury Rates in All Economic Activities in 2001 - 2010





《香港標準行業分類1.1版》 HSIC V1.1		《香港標準行業分類2.0版》 HSIC V2.0	
行業類別 Industry Sector	名稱 Title	行業主類 Industry Section	名稱 Title
1	農業及漁業 Agriculture and fishing	A	農業、林業及漁業 Agriculture, forestry and fishing
2	採礦及採石業 Mining and quarrying	B	採礦及採石 Mining and quarrying
3	製造業 Manufacturing	C	製造 Manufacturing
4	電力、燃氣及水務業 Electricity, gas and water	D	電力及燃氣供應 Electricity and gas supply
		E	自來水供應；污水處理、廢棄物管理及污染防治活動 Water supply; sewerage, waste management and remediation activities
5	建造業 Construction	F	建造 Construction
6	批發、零售、進出口貿易、飲食及酒店業 Wholesale, retail and import/export trades, restaurants and hotels	G	進出口貿易、批發及零售業 Import/export, wholesale and retail trades
		I	住宿及膳食服務活動 Accommodation and food service activities
7	運輸、倉庫及通訊業 Transport, storage and communications	H	運輸、倉庫、郵政及速遞服務 Transportation, storage, postal and courier services
		J	資訊及通訊 Information and communications
來自各類別的有關行業 Selected trades of various sectors		K	金融及保險活動 Financial and insurance activities
8	金融、保險、地產及商用服務業 Financing, insurance, real estate and business services	L	地產活動 Real estate activities
		M	專業、科學及技術活動 Professional, scientific and technical activities
		N	行政及支援服務活動 Administrative and support service activities
		O	公共行政 Public administration
9	社區、社會及個人服務業 Community, social and personal services	P	教育 Education
		Q	人類保健及社會工作活動 Human health and social work activities
		R	藝術、娛樂及康樂活動 Arts, entertainment and recreation
		S	其他服務活動 Other service activities
		T	家庭住戶內部工作活動 Work activities within domestic households
		U	享有治外法權的組織及團體活動 Activities of extraterritorial organisations and bodies

來源：政府統計處發表的《香港標準行業分類2.0版》。

Source : Hong Kong Standard Industrial Classification Version 2.0 published by Census and Statistics Department.