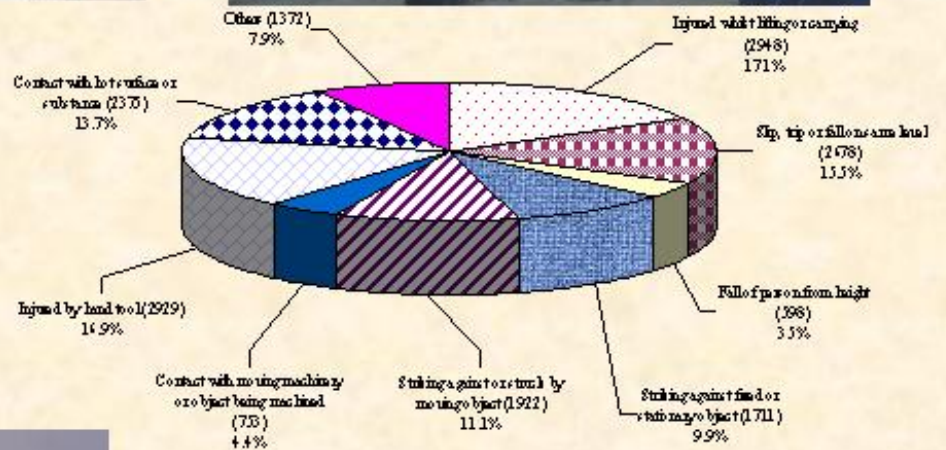


Occupational Safety and Health Statistics 2006



**Occupational Safety and Health Branch
Labour Department**

July 2007





Occupational Safety and Health Statistics

Introduction

Statistics in this section provide information and analysis on work-related accidents and occupational diseases in Hong Kong. They also provide recent accident trends by economic sectors and selected industries. Employers, employees and safety and health practitioners may use them to measure the performance in their own organizations against the overall accident rates and the industry average. We hope that such information will help individual establishments manage their safety and health programmes better and improve their safety performance.

The annual accident statistics for 1997 and before were based on the number of accidents reported to the Labour Department during the year. Effective from 1998, they are based on the number of reported accidents that occurred during the year to reflect more accurately the actual situation. Generally speaking, the accident figures for 1998 are not directly comparable to those before 1998 which were analyzed by the old system. However, the statistics for 1999 and future years will be comparable to that of 1998 since they will be compiled on the same basis.

Definitions and further information

Occupational injuries (including industrial accidents) are injury cases arising from work accidents, resulting in death or incapacity for work of over three consecutive days, and reported under the Employees' Compensation Ordinance.

Industrial accidents refer to injuries and deaths arising from industrial activities in an industrial undertaking as defined under the Factories and Industrial Undertakings Ordinance.

Since 1.1.1998, Labour Department has used the date of occurrence of an injury as the basis for computing work injury statistics instead of the date of reporting in order to reflect more accurately the number of work injuries occurring in the year.

Occupational diseases are the notifiable occupational diseases covered by the Schedule 2 to the Occupational Safety and Health Ordinance (Chapter 509) and diseases caused by accidental inhalation of noxious gas at the workplace.



Injury rate per 1 000 employees is calculated by:

$$\frac{\text{Number of occupational injuries}}{\text{Persons engaged in all economic activities}} \times 1\,000$$

Accident rate per 1 000 workers is calculated by:

$$\frac{\text{Number of industrial accidents}}{\text{Persons engaged in relevant industries}} \times 1\,000$$

Employment Size was based on the Quarterly Report of Employment and Vacancies Statistics published by the Census and Statistics Department.

The components that form the statistics may vary from country to country in respect of the legal requirements in the reporting of accidents and occupational diseases, the economic sectors covered and the definition of workforce. Accident and occupational disease statistics of different countries may not be directly comparable and should therefore be interpreted with care.

For enquiry or further information relating to the accident statistics, please contact the Accident Analysis and Information Division at:
(Tel: 2815 0678 or Fax: 2541 8537)

For enquiry or further information relating to occupational disease statistics, please contact the Occupational Medicine Division (Health Promotion) at:
(Tel: 2852 4041 or Fax: 2581 2049)

For complaints regarding unsafe workplaces and practices, please call the Accident Analysis and Information Division at:
(Tel: 2542 2172)

Email : enquiry@labour.gov.hk

Web site: <http://www.labour.gov.hk>



**Occupational Injuries in All Workplaces
in 2006
- analysed by Major Economic Activity -**

二零零六年所有工作地點之職業傷亡個案以主要經濟行業分析

Major Economic Activity 主要經濟行業		2005 二零零五年		2006 二零零六年	
Agriculture and Fishing	漁農業	148	(1)	162	
Mining and Quarrying	採礦及採石業	2		0	
Manufacturing	製造業	4 110	(14)	4 228	(21)
Electricity and Gas	電力及燃氣業	65		50	
Construction	建造業	3 667	(41)	3 499	(20)
Wholesale & Retail Trades, Restaurants and Hotels	批發、零售、飲食及酒店業	13 926	(15)	14 665	(26)
Transport & related services, Storage and Communication	運輸及有關行業、倉庫及通訊業	4 924	(33)	5 491	(29)
Financing, Insurance, Real Estate and Business Services (including Import & Export Trade)	金融、保險、地產及商用服務業（ 包括進出口貿易業）	5 276	(52)	5 911	(55)
Community, Social & Personal Services	社區、社會及個人服務業	12 136	(31)	12 921	(36)
Activities not adequately defined	未能介定之行業	13		10	
TOTAL	總數	44 267	(187)	46 937	(187)

Notes:

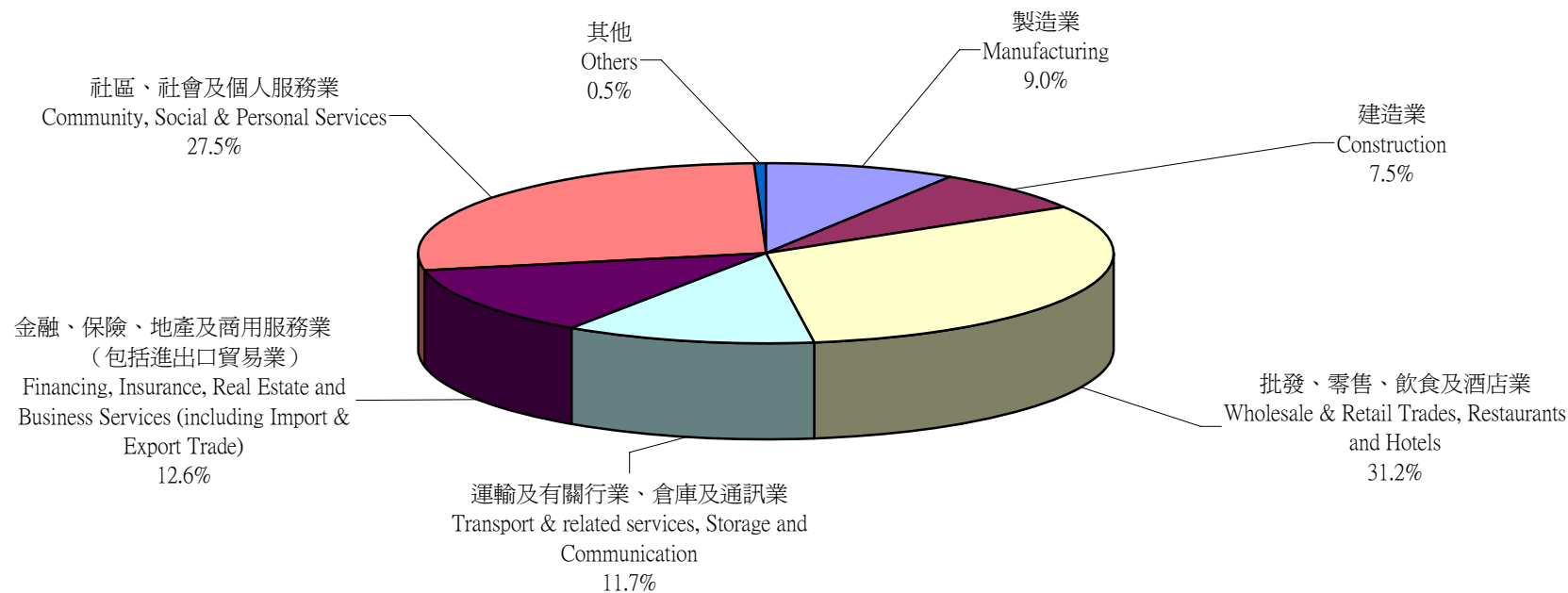
- Occupational injuries (including industrial accidents) are injury cases arising from work accidents, resulting in death or incapacity for work of over three consecutive days, and reported under the Employees' Compensation Ordinance. Since 1.1.1998, Labour Department has used the date of occurrence of an injury as the basis for computing work injury statistics instead of the date of reporting in order to reflect more accurately the number of work injuries occurring in the year.
- Figures in brackets denote the number of fatalities.
- The above injury figures are recorded as at 29 March 2007.

註釋:

- 職業傷亡個案是指根據《僱員補償條例》呈報由工作意外引致死亡或失去工作能力連續3天以上的受傷個案（包括工業意外個案）。由1998年1月1日開始，勞工處採用個案發生日期替代個案呈報日期作為編算工作傷亡統計數據的基礎，以便更準確地反映所述時段內發生的工傷個案。
- 括號內的數字顯示死亡人數。
- 上列傷亡數字為截至二零零七年三月二十九日所紀錄的數字。



二零零六年所有工作地點之職業傷亡個案以主要經濟行業分析
Occupational Injuries in All Workplaces in 2006 - analysed by Major Economic Activity





**Occupational Injuries in All Workplaces
in 2006**
- analysed by Type of Accident -
二零零六年所有工作地點之職業傷亡個案以意外類別分析

Type of Accident 意外類別		2005 二零零五年	2006 二零零六年
Trapped in or between objects	受困於物件之內或物件之間	1 098	1 183 (2)
Injured whilst lifting or carrying	提舉或搬運物件時受傷	8 375	9 337
Slip, trip or fall on same level	滑倒、絆倒或在同一高度跌倒	9 978 (2)	10 711 (2)
Fall of person from height	人體從高處墮下	1 513 (28)	1 673 (21)
Striking against fixed or stationary object	與固定或不動的物件碰撞	3 741 (1)	4 001 (1)
Striking against or struck by moving object	被移動物件或與移動物件碰撞	5 110 (6)	4 787 (5)
Stepping on object	踏在物件上	279	283
Exposure to or contact with harmful substance	暴露於有害物質中或接觸有害物質	352 (1)	357
Contact with electricity or electric discharge	觸電或接觸放出的電流	49 (5)	37 (1)
Trapped by collapsing or overturning object	受困於倒塌或翻側的物件	38 (4)	42 (4)
Struck by falling object	遭墮下的物件撞擊	777 (2)	842 (2)
Struck by moving vehicle	遭移動中的車輛撞倒	2 262 (32)	2 394 (35)
Contact with moving machinery or object being machined	觸及開動中的機器或觸及以機器製造中的物件	1 105 (2)	1 021
Drowning	遇溺	7 (6)	5 (5)
Exposure to fire	火警燒傷	38 (1)	53 (2)
Exposure to explosion	爆炸受傷	9	15
Injured by hand tool	被手工具所傷	4 146	4 417
Injured by fall of ground	泥土傾瀉受傷	1	0
Asphyxiation	窒息	6 (5)	7 (5)
Contact with hot surface or substance	觸及灼熱表面或物質	2 948	2 983
Injured by animal	被動物所傷	467 (1)	509
Injured in workplace violence	於工作場所暴力事件中受傷	1 064 (3)	1 088 (4)
Others	其他類別	904 (88)	1 192 (98)
TOTAL	總 數	44 267 (187)	46 937 (187)

Notes:

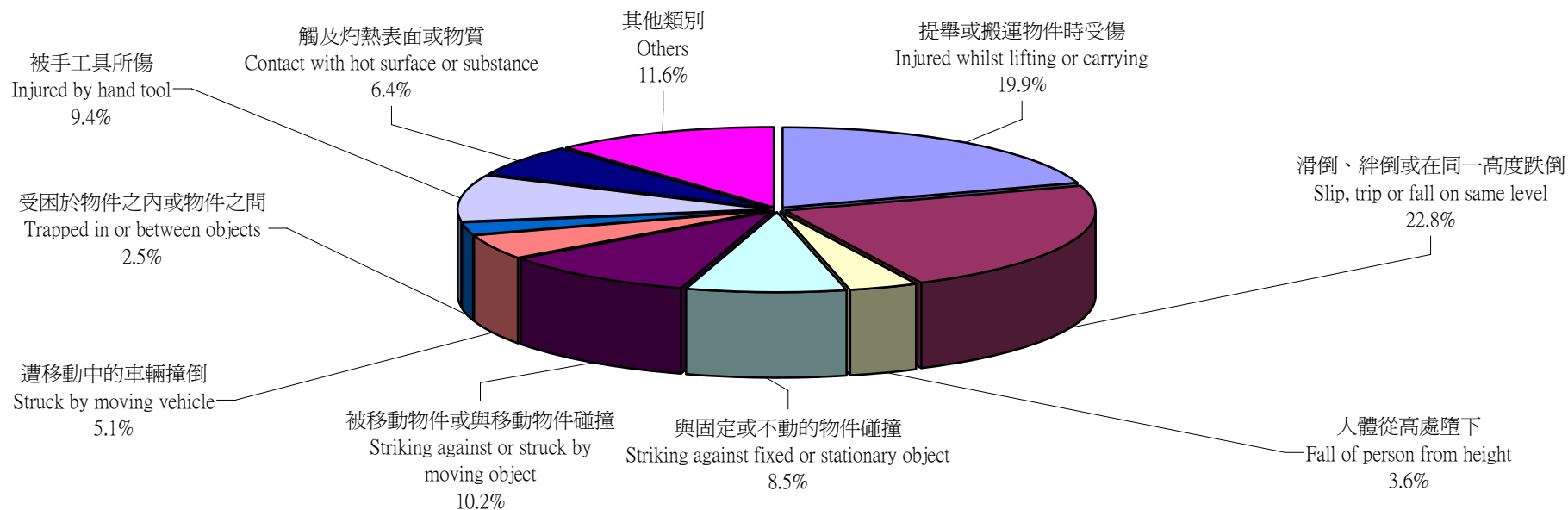
- Occupational injuries (including industrial accidents) are injury cases arising from work accidents, resulting in death or incapacity for work of over three consecutive days, and reported under the Employees' Compensation Ordinance. Since 1.1.1998, Labour Department has used the date of occurrence of an injury as the basis for computing work injury statistics instead of the date of reporting in order to reflect more accurately the number of work injuries occurring in the year.
- Figures in brackets denote the number of fatalities.
- The above injury figures are recorded as at 29 March 2007.

註釋:

- 職業傷亡個案是指根據《僱員補償條例》呈報由工作意外引致死亡或失去工作能力連續3天以上的受傷個案(包括工業意外個案)。由1998年1月1日開始,勞工處採用個案發生日期替代個案呈報日期作為編算工作傷亡統計數據的基礎,以便更準確地反映所述時段內發生的工傷個案。
- 括號內的數字顯示死亡人數。
- 上列傷亡數字為截至二零零七年三月二十九日所紀錄的數字。



二零零六年所有工作地點之職業傷亡個案以意外類別分析
Occupational Injuries in All Workplaces in 2006 - analysed by Type of Accident



- Injured whilst lifting or carrying 提舉或搬運物件時受傷
- Slip, trip or fall on same level 滑倒、絆倒或在同一高度跌倒
- Fall of person from height 人體從高處墮下
- Striking against fixed or stationary object 與固定或不動的物件碰撞
- Striking against or struck by moving object 被移動物件或與移動物件碰撞
- Struck by moving vehicle 遭移動中的車輛撞倒
- Trapped in or between objects 受困於物件之內或物件之間
- Injured by hand tool 被手工具所傷
- Contact with hot surface or substance 觸及灼熱表面或物質
- Others 其他類別



Occupational Injuries in Manufacturing Industry
in 2006

- analysed by Type of Accident -

二零零六年製造業之職業傷亡個案以意外類別分析

Type of Accident 意外類別	2005 二零零五年	2006 二零零六年
Trapped in or between objects 受困於物件之內或物件之間	114	133
Injured whilst lifting or carrying 提舉或搬運物件時受傷	802	940
Slip, trip or fall on same level 滑倒、絆倒或在同一高度跌倒	811 (1)	769
Fall of person from height 人體從高處墮下	87 (1)	99 (1)
Striking against fixed or stationary object 與固定或不動的物件碰撞	384	439
Striking against or struck by moving object 被移動物件或與移動物件碰撞	507	491 (1)
Stepping on object 踏在物件上	27	29
Exposure to or contact with harmful substance 暴露於有害物質中或接觸有害物質	45	42
Contact with electricity or electric discharge 觸電或接觸放出的電流	0	4
Trapped by collapsing or overturning object 受困於倒塌或翻側的物件	3	6 (2)
Struck by falling object 遭墮下的物件撞擊	88	70 (1)
Struck by moving vehicle 遭移動中的車輛撞倒	357 (5)	323 (5)
Contact with moving machinery or object being machined 觸及開動中的機器或觸及以機器製造中的物件	386	377
Drowning 遇溺	0	2 (2)
Exposure to fire 火警燒傷	6	5 (1)
Exposure to explosion 爆炸受傷	1	1
Injured by hand tool 被手工具所傷	236	235
Injured by fall of ground 泥土傾瀉受傷	0	0
Asphyxiation 窒息	1 (1)	0
Contact with hot surface or substance 觸及灼熱表面或物質	133	133
Injured by animal 被動物所傷	9	8
Injured in workplace violence 於工作場所暴力事件中受傷	40	28
Others 其他類別	73 (6)	94 (8)
TOTAL 總數	4 110 (14)	4 228 (21)

Notes:

- Occupational injuries (including industrial accidents) are injury cases arising from work accidents, resulting in death or incapacity for work of over three consecutive days, and reported under the Employees' Compensation Ordinance. Since 1.1.1998, Labour Department has used the date of occurrence of an injury as the basis for computing work injury statistics instead of the date of reporting in order to reflect more accurately the number of work injuries occurring in the year.
- Figures in brackets denote the number of fatalities.
- The above injury figures are recorded as at 29 March 2007.

註釋:

- 職業傷亡個案是指根據《僱員補償條例》呈報由工作意外引致死亡或失去工作能力連續3天以上的受傷個案（包括工業意外個案）。由1998年1月1日開始，勞工處採用個案發生日期替代個案呈報日期作為編算工作傷亡統計數據的基礎，以便更準確地反映所述時段內發生的工傷個案。
- 括號內的數字顯示死亡人數。
- 上列傷亡數字為截至二零零七年三月二十九日所紀錄的數字。



**Occupational Injuries in Construction Industry
in 2006
- analysed by Type of Accident -**

二零零六年建造業之職業傷亡個案以意外類別分析

Type of Accident 意外類別		2005 二零零五年	2006 二零零六年
Trapped in or between objects	受困於物件之內或物件之間	114	101 (1)
Injured whilst lifting or carrying	提舉或搬運物件時受傷	550	542
Slip, trip or fall on same level	滑倒、絆倒或在同一高度跌倒	686	632
Fall of person from height	人體從高處墮下	430 (17)	409 (10)
Striking against fixed or stationary object	與固定或不動的物件碰撞	371 (1)	387
Striking against or struck by moving object	被移動物件或與移動物件碰撞	682 (2)	613 (1)
Stepping on object	踏在物件上	39	38
Exposure to or contact with harmful substance	暴露於有害物質中或接觸有害物質	21 (1)	20
Contact with electricity or electric discharge	觸電或接觸放出的電流	20 (1)	14
Trapped by collapsing or overturning object	受困於倒塌或翻側的物件	11 (3)	5 (1)
Struck by falling object	遭墮下的物件撞擊	153	132 (1)
Struck by moving vehicle	遭移動中的車輛撞倒	28 (3)	40
Contact with moving machinery or object being machined	觸及開動中的機器或觸及以機器製造中的物件	293 (2)	236
Drowning	遇溺	0	0
Exposure to fire	火警燒傷	8	16
Exposure to explosion	爆炸受傷	2	3
Injured by hand tool	被手工具所傷	166	228
Injured by fall of ground	泥土傾瀉受傷	1	0
Asphyxiation	窒息	0	3 (3)
Contact with hot surface or substance	觸及灼熱表面或物質	25	22
Injured by animal	被動物所傷	4	7
Injured in workplace violence	於工作場所暴力事件中受傷	7	6
Others	其他類別	56 (11)	45 (3)
TOTAL	總數	3 667 (41)	3 499 (20)

Notes:

- Occupational injuries (including industrial accidents) are injury cases arising from work accidents, resulting in death or incapacity for work of over three consecutive days, and reported under the Employees' Compensation Ordinance. Since 1.1.1998, Labour Department has used the date of occurrence of an injury as the basis for computing work injury statistics instead of the date of reporting in order to reflect more accurately the number of work injuries occurring in the year.
- Figures in brackets denote the number of fatalities.
- The above injury figures are recorded as at 29 March 2007.

註釋:

- 職業傷亡個案是指根據《僱員補償條例》呈報由工作意外引致死亡或失去工作能力連續3天以上的受傷個案（包括工業意外個案）。由1998年1月1日開始，勞工處採用個案發生日期替代個案呈報日期作為編算工作傷亡統計數據的基礎，以便更準確地反映所述時段內發生的工傷個案。
- 括號內的數字顯示死亡人數。
- 上列傷亡數字為截至二零零七年三月二十九日所紀錄的數字。



Occupational Injuries in Catering Industry
in 2006
- analysed by Type of Accident -

二零零六年飲食業之職業傷亡個案以意外類別分析

Type of Accident 意外類別		2005 二零零五年	2006 二零零六年
Trapped in or between objects	受困於物件之內或物件之間	110	139
Injured whilst lifting or carrying	提舉或搬運物件時受傷	1 158	1 227
Slip, trip or fall on same level	滑倒、絆倒或在同一高度跌倒	1 338	1 574
Fall of person from height	人體從高處墮下	46	56
Striking against fixed or stationary object	與固定或不動的物件碰撞	775	842
Striking against or struck by moving object	被移動物件或與移動物件碰撞	702	671
Stepping on object	踏在物件上	15	10
Exposure to or contact with harmful substance	暴露於有害物質中或接觸有害物質	63	70
Contact with electricity or electric discharge	觸電或接觸放出的電流	0	4
Trapped by collapsing or overturning object	受困於倒塌或翻側的物件	2	0
Struck by falling object	遭墮下的物件撞擊	61	46
Struck by moving vehicle	遭移動中的車輛撞倒	140 (1)	123
Contact with moving machinery or object being machined	觸及開動中的機器或觸及以機器製造中的物件	99	112
Drowning	遇溺	0	0
Exposure to fire	火警燒傷	14	16 (1)
Exposure to explosion	爆炸受傷	1	3
Injured by hand tool	被手工具所傷	2 320	2 442
Injured by fall of ground	泥土傾瀉受傷	0	0
Asphyxiation	窒息	0	0
Contact with hot surface or substance	觸及灼熱表面或物質	2 229	2 225
Injured by animal	被動物所傷	98	84
Injured in workplace violence	於工作場所暴力事件中受傷	30 (1)	44
Others	其他類別	46 (5)	87 (12)
TOTAL	總數	9 247 (7)	9 775 (13)

Notes:

- Occupational injuries (including industrial accidents) are injury cases arising from work accidents, resulting in death or incapacity for work of over three consecutive days, and reported under the Employees' Compensation Ordinance. Since 1.1.1998, Labour Department has used the date of occurrence of an injury as the basis for computing work injury statistics instead of the date of reporting in order to reflect more accurately the number of work injuries occurring in the year.
- Figures in brackets denote the number of fatalities.
- The above injury figures are recorded as at 29 March 2007.

註釋:

- 職業傷亡個案是指根據《僱員補償條例》呈報由工作意外引致死亡或失去工作能力連續3天以上的受傷個案（包括工業意外個案）。由1998年1月1日開始，勞工處採用個案發生日期替代個案呈報日期作為編算工作傷亡統計數據的基礎，以便更準確地反映所述時段內發生的工傷個案。
- 括號內的數字顯示死亡人數。
- 上列傷亡數字為截至二零零七年三月二十九日所紀錄的數字。



Occupational Injuries in Wholesale Trade
in 2006
- analysed by Type of Accident -

二零零六年批發業之職業傷亡個案以意外類別分析

Type of Accident 意外類別	2005 二零零五年	2006 二零零六年
Trapped in or between objects 受困於物件之內或物件之間	28	20
Injured whilst lifting or carrying 提舉或搬運物件時受傷	244	244
Slip, trip or fall on same level 滑倒、絆倒或在同一高度跌倒	141	157
Fall of person from height 人體從高處墮下	37	33
Striking against fixed or stationary object 與固定或不動的物件碰撞	51	52
Striking against or struck by moving object 被移動物件或與移動物件碰撞	99	83
Stepping on object 踏在物件上	5	8
Exposure to or contact with harmful substance 暴露於有害物質中或接觸有害物質	6	3
Contact with electricity or electric discharge 觸電或接觸放出的電流	0	0
Trapped by collapsing or overturning object 受困於倒塌或翻側的物件	0	1
Struck by falling object 遭墮下的物件撞擊	26	11
Struck by moving vehicle 遭移動中的車輛撞倒	72 (1)	93 (4)
Contact with moving machinery or object being machined 觸及開動中的機器或觸及以機器製造中的物件	26	25
Drowning 遇溺	0	0
Exposure to fire 火警燒傷	0	0
Exposure to explosion 爆炸受傷	0	0
Injured by hand tool 被手工具所傷	46	50
Injured by fall of ground 泥土傾瀉受傷	0	0
Asphyxiation 窒息	0	0
Contact with hot surface or substance 觸及灼熱表面或物質	4	3
Injured by animal 被動物所傷	7	16
Injured in workplace violence 於工作場所暴力事件中受傷	4	5
Others 其他類別	6 (2)	15 (3)
TOTAL 總數	802 (3)	819 (7)

Notes:

- Occupational injuries (including industrial accidents) are injury cases arising from work accidents, resulting in death or incapacity for work of over three consecutive days, and reported under the Employees' Compensation Ordinance. Since 1.1.1998, Labour Department has used the date of occurrence of an injury as the basis for computing work injury statistics instead of the date of reporting in order to reflect more accurately the number of work injuries occurring in the year.
- Figures in brackets denote the number of fatalities.
- The above injury figures are recorded as at 29 March 2007.

註釋:

- 職業傷亡個案是指根據《僱員補償條例》呈報由工作意外引致死亡或失去工作能力連續3天以上的受傷個案(包括工業意外個案)。由1998年1月1日開始,勞工處採用個案發生日期替代個案呈報日期作為編算工作傷亡統計數據的基礎,以便更準確地反映所述時段內發生的工傷個案。
- 括號內的數字顯示死亡人數。
- 上列傷亡數字為截至二零零七年三月二十九日所紀錄的數字。



Occupational Injuries in Retail Trade
in 2006
- analysed by Type of Accident -

二零零六年零售業之職業傷亡個案以意外類別分析

Type of Accident 意外類別	2005 二零零五年	2006 二零零六年
Trapped in or between objects 受困於物件之內或物件之間	47	58
Injured whilst lifting or carrying 提舉或搬運物件時受傷	677	788
Slip, trip or fall on same level 滑倒、絆倒或在同一高度跌倒	527	557
Fall of person from height 人體從高處墮下	143	171
Striking against fixed or stationary object 與固定或不動的物件碰撞	238	241
Striking against or struck by moving object 被移動物件或與移動物件碰撞	372	301
Stepping on object 踏在物件上	20	9
Exposure to or contact with harmful substance 暴露於有害物質中或接觸有害物質	8	7
Contact with electricity or electric discharge 觸電或接觸放出的電流	3	3
Trapped by collapsing or overturning object 受困於倒塌或翻側的物件	2	5
Struck by falling object 遭墮下的物件撞擊	76	67
Struck by moving vehicle 遭移動中的車輛撞倒	119 (2)	126
Contact with moving machinery or object being machined 觸及開動中的機器或觸及以機器製造中的物件	47	58
Drowning 遇溺	0	0
Exposure to fire 火警燒傷	0	1
Exposure to explosion 爆炸受傷	1	0
Injured by hand tool 被手工具所傷	335	378
Injured by fall of ground 泥土傾瀉受傷	0	0
Asphyxiation 窒息	0	0
Contact with hot surface or substance 觸及灼熱表面或物質	36	39
Injured by animal 被動物所傷	35	29
Injured in workplace violence 於工作場所暴力事件中受傷	37	28
Others 其他類別	34 (2)	63 (6)
TOTAL 總數	2 757 (4)	2 929 (6)

Notes:

- Occupational injuries (including industrial accidents) are injury cases arising from work accidents, resulting in death or incapacity for work of over three consecutive days, and reported under the Employees' Compensation Ordinance. Since 1.1.1998, Labour Department has used the date of occurrence of an injury as the basis for computing work injury statistics instead of the date of reporting in order to reflect more accurately the number of work injuries occurring in the year.
- Figures in brackets denote the number of fatalities.
- The above injury figures are recorded as at 29 March 2007.

註釋:

- 職業傷亡個案是指根據《僱員補償條例》呈報由工作意外引致死亡或失去工作能力連續3天以上的受傷個案（包括工業意外個案）。由1998年1月1日開始，勞工處採用個案發生日期替代個案呈報日期作為編算工作傷亡統計數據的基礎，以便更準確地反映所述時段內發生的工傷個案。
- 括號內的數字顯示死亡人數。
- 上列傷亡數字為截至二零零七年三月二十九日所紀錄的數字。



**Occupational Injuries in Hotels and Boarding Houses
in 2006
- analysed by Type of Accident -**

二零零六年酒店及旅舍業之職業傷亡個案以意外類別分析

Type of Accident 意外類別		2005 二零零五年	2006 二零零六年
Trapped in or between objects	受困於物件之內或物件之間	35	36
Injured whilst lifting or carrying	提舉或搬運物件時受傷	184	206
Slip, trip or fall on same level	滑倒、絆倒或在同一高度跌倒	234	255
Fall of person from height	人體從高處墮下	28	27
Striking against fixed or stationary object	與固定或不動的物件碰撞	155	142
Striking against or struck by moving object	被移動物件或與移動物件碰撞	148	151
Stepping on object	踏在物件上	4	3
Exposure to or contact with harmful substance	暴露於有害物質中或接觸有害物質	11	15
Contact with electricity or electric discharge	觸電或接觸放出的電流	0	0
Trapped by collapsing or overturning object	受困於倒塌或翻側的物件	1	0
Struck by falling object	遭墮下的物件撞擊	10	7
Struck by moving vehicle	遭移動中的車輛撞倒	19	21
Contact with moving machinery or object being machined	觸及開動中的機器或觸及以機器製造中的物件	21	14
Drowning	遇溺	0	0
Exposure to fire	火警燒傷	0	1
Exposure to explosion	爆炸受傷	0	0
Injured by hand tool	被手工具所傷	173	158
Injured by fall of ground	泥土傾瀉受傷	0	0
Asphyxiation	窒息	0	0
Contact with hot surface or substance	觸及灼熱表面或物質	83	90
Injured by animal	被動物所傷	5	2
Injured in workplace violence	於工作場所暴力事件中受傷	4 (1)	6
Others	其他類別	5	8
TOTAL	總 數	1 120 (1)	1 142

Notes:

- Occupational injuries (including industrial accidents) are injury cases arising from work accidents, resulting in death or incapacity for work of over three consecutive days, and reported under the Employees' Compensation Ordinance. Since 1.1.1998, Labour Department has used the date of occurrence of an injury as the basis for computing work injury statistics instead of the date of reporting in order to reflect more accurately the number of work injuries occurring in the year.
- Figures in brackets denote the number of fatalities.
- The above injury figures are recorded as at 29 March 2007.

註釋:

- 職業傷亡個案是指根據《僱員補償條例》呈報由工作意外引致死亡或失去工作能力連續3天以上的受傷個案(包括工業意外個案)。由1998年1月1日開始,勞工處採用個案發生日期替代個案呈報日期作為編算工作傷亡統計數據的基礎,以便更準確地反映所述時段內發生的工傷個案。
- 括號內的數字顯示死亡人數。
- 上列傷亡數字為截至二零零七年三月二十九日所紀錄的數字。



**Occupational Injuries in Transport & Related Services
in 2006
- analysed by Type of Accident -**

二零零六年運輸及有關行業之職業傷亡個案以意外類別分析

Type of Accident 意外類別		2005 二零零五年	2006 二零零六年
Trapped in or between objects	受困於物件之內或物件之間	152	173 (1)
Injured whilst lifting or carrying	提舉或搬運物件時受傷	1 131	1 268
Slip, trip or fall on same level	滑倒、絆倒或在同一高度跌倒	1 078	1 196 (1)
Fall of person from height	人體從高處墮下	204 (3)	250 (3)
Striking against fixed or stationary object	與固定或不動的物件碰撞	388	426
Striking against or struck by moving object	被移動物件或與移動物件碰撞	651 (2)	577 (1)
Stepping on object	踏在物件上	29	47
Exposure to or contact with harmful substance	暴露於有害物質中或接觸有害物質	18	7
Contact with electricity or electric discharge	觸電或接觸放出的電流	4 (3)	1
Trapped by collapsing or overturning object	受困於倒塌或翻側的物件	6	6
Struck by falling object	遭墮下的物件撞擊	117 (2)	198
Struck by moving vehicle	遭移動中的車輛撞倒	476 (5)	576 (5)
Contact with moving machinery or object being machined	觸及開動中的機器或觸及以機器製造中的物件	33	27
Drowning	遇溺	3 (3)	1 (1)
Exposure to fire	火警燒傷	1 (1)	2
Exposure to explosion	爆炸受傷	0	1
Injured by hand tool	被手工具所傷	66	71
Injured by fall of ground	泥土傾瀉受傷	0	0
Asphyxiation	窒息	0	3 (1)
Contact with hot surface or substance	觸及灼熱表面或物質	50	76
Injured by animal	被動物所傷	10	15
Injured in workplace violence	於工作場所暴力事件中受傷	81	72
Others	其他類別	107 (12)	141 (12)
TOTAL	總 數	4 605 (31)	5 134 (25)

Notes:

- Occupational injuries (including industrial accidents) are injury cases arising from work accidents, resulting in death or incapacity for work of over three consecutive days, and reported under the Employees' Compensation Ordinance. Since 1.1.1998, Labour Department has used the date of occurrence of an injury as the basis for computing work injury statistics instead of the date of reporting in order to reflect more accurately the number of work injuries occurring in the year.
- Figures in brackets denote the number of fatalities.
- The above injury figures are recorded as at 29 March 2007.

註釋:

- 職業傷亡個案是指根據《僱員補償條例》呈報由工作意外引致死亡或失去工作能力連續3天以上的受傷個案（包括工業意外個案）。由1998年1月1日開始，勞工處採用個案發生日期替代個案呈報日期作為編算工作傷亡統計數據的基礎，以便更準確地反映所述時段內發生的工傷個案。
- 括號內的數字顯示死亡人數。
- 上列傷亡數字為截至二零零七年三月二十九日所紀錄的數字。



Occupational Injuries in Financial Institutions
in 2006
- analysed by Type of Accident -

二零零六年金融機構之職業傷亡個案以意外類別分析

Type of Accident 意外類別	2005 二零零五年	2006 二零零六年
Trapped in or between objects 受困於物件之內或物件之間	13	7
Injured whilst lifting or carrying 提舉或搬運物件時受傷	25	35
Slip, trip or fall on same level 滑倒、絆倒或在同一高度跌倒	80	85
Fall of person from height 人體從高處墮下	7	5
Striking against fixed or stationary object 與固定或不動的物件碰撞	10	14
Striking against or struck by moving object 被移動物件或與移動物件碰撞	16	19
Stepping on object 踏在物件上	1	0
Exposure to or contact with harmful substance 暴露於有害物質中或接觸有害物質	0	2
Contact with electricity or electric discharge 觸電或接觸放出的電流	0	0
Trapped by collapsing or overturning object 受困於倒塌或翻側的物件	0	0
Struck by falling object 遭墮下的物件撞擊	1	2
Struck by moving vehicle 遭移動中的車輛撞倒	12 (1)	14
Contact with moving machinery or object being machined 觸及開動中的機器或觸及以機器製造中的物件	1	1
Drowning 遇溺	0	0
Exposure to fire 火警燒傷	0	0
Exposure to explosion 爆炸受傷	0	0
Injured by hand tool 被手工具所傷	5	2
Injured by fall of ground 泥土傾瀉受傷	0	0
Asphyxiation 窒息	0	0
Contact with hot surface or substance 觸及灼熱表面或物質	2	2
Injured by animal 被動物所傷	0	1
Injured in workplace violence 於工作場所暴力事件中受傷	1	6
Others 其他類別	13 (4)	12 (1)
TOTAL 總數	187 (5)	207 (1)

Notes:

- Occupational injuries (including industrial accidents) are injury cases arising from work accidents, resulting in death or incapacity for work of over three consecutive days, and reported under the Employees' Compensation Ordinance. Since 1.1.1998, Labour Department has used the date of occurrence of an injury as the basis for computing work injury statistics instead of the date of reporting in order to reflect more accurately the number of work injuries occurring in the year.
- Figures in brackets denote the number of fatalities.
- The above injury figures are recorded as at 29 March 2007.

註釋:

- 職業傷亡個案是指根據《僱員補償條例》呈報由工作意外引致死亡或失去工作能力連續3天以上的受傷個案(包括工業意外個案)。由1998年1月1日開始,勞工處採用個案發生日期替代個案呈報日期作為編算工作傷亡統計數據的基礎,以便更準確地反映所述時段內發生的工傷個案。
- 括號內的數字顯示死亡人數。
- 上列傷亡數字為截至二零零七年三月二十九日所紀錄的數字。



**Occupational Injuries in Business Services (including Import & Export Trade)
in 2006
- analysed by Type of Accident -**

二零零六年商用服務業(包括進出口貿易業)之職業傷亡個案以意外類別分析

Type of Accident 意外類別	2005 二零零五年	2006 二零零六年
Trapped in or between objects 受困於物件之內或物件之間	136	164
Injured whilst lifting or carrying 提舉或搬運物件時受傷	874	1 022
Slip, trip or fall on same level 滑倒、絆倒或在同一高度跌倒	1 727 (1)	1 854
Fall of person from height 人體從高處墮下	182 (1)	202 (1)
Striking against fixed or stationary object 與固定或不動的物件碰撞	371	433
Striking against or struck by moving object 被移動物件或與移動物件碰撞	528	564 (1)
Stepping on object 踏在物件上	32	34
Exposure to or contact with harmful substance 暴露於有害物質中或接觸有害物質	22	31
Contact with electricity or electric discharge 觸電或接觸放出的電流	9 (1)	7 (1)
Trapped by collapsing or overturning object 受困於倒塌或翻側的物件	8 (1)	11 (1)
Struck by falling object 遭墮下的物件撞擊	84	120
Struck by moving vehicle 遭移動中的車輛撞倒	414 (11)	434 (12)
Contact with moving machinery or object being machined 觸及開動中的機器或觸及以機器製造中的物件	75	61
Drowning 遇溺	0	0
Exposure to fire 火警燒傷	1	3
Exposure to explosion 爆炸受傷	4	1
Injured by hand tool 被手工具所傷	139	169
Injured by fall of ground 泥土傾瀉受傷	0	0
Asphyxiation 窒息	5 (4)	1 (1)
Contact with hot surface or substance 觸及灼熱表面或物質	54	52
Injured by animal 被動物所傷	40	46
Injured in workplace violence 於工作場所暴力事件中受傷	123 (1)	165 (2)
Others 其他類別	143 (24)	194 (35)
TOTAL 總數	4 971 (44)	5 568 (54)

Notes:

- Occupational injuries (including industrial accidents) are injury cases arising from work accidents, resulting in death or incapacity for work of over three consecutive days, and reported under the Employees' Compensation Ordinance. Since 1.1.1998, Labour Department has used the date of occurrence of an injury as the basis for computing work injury statistics instead of the date of reporting in order to reflect more accurately the number of work injuries occurring in the year.
- Figures in brackets denote the number of fatalities.
- The above injury figures are recorded as at 29 March 2007.

註釋:

- 職業傷亡個案是指根據《僱員補償條例》呈報由工作意外引致死亡或失去工作能力連續3天以上的受傷個案(包括工業意外個案)。由1998年1月1日開始,勞工處採用個案發生日期替代個案呈報日期作為編算工作傷亡統計數據的基礎,以便更準確地反映所述時段內發生的工傷個案。
- 括號內的數字顯示死亡人數。
- 上列傷亡數字為截至二零零七年三月二十九日所紀錄的數字。



Occupational Injuries in Education Services
in 2006
- analysed by Type of Accident -

二零零六年教育服務業之職業傷亡個案以意外類別分析

Type of Accident 意外類別	2005 二零零五年	2006 二零零六年
Trapped in or between objects 受困於物件之內或物件之間	28	24
Injured whilst lifting or carrying 提舉或搬運物件時受傷	184	255
Slip, trip or fall on same level 滑倒、絆倒或在同一高度跌倒	385	447
Fall of person from height 人體從高處墮下	61	64 (1)
Striking against fixed or stationary object 與固定或不動的物件碰撞	77	77
Striking against or struck by moving object 被移動物件或與移動物件碰撞	115 (2)	138
Stepping on object 踏在物件上	6	6
Exposure to or contact with harmful substance 暴露於有害物質中或接觸有害物質	8	18
Contact with electricity or electric discharge 觸電或接觸放出的電流	1	1
Trapped by collapsing or overturning object 受困於倒塌或翻側的物件	0	3
Struck by falling object 遭墮下的物件撞擊	15	28
Struck by moving vehicle 遭移動中的車輛撞倒	25	24 (1)
Contact with moving machinery or object being machined 觸及開動中的機器或觸及以機器製造中的物件	14	10
Drowning 遇溺	0	0
Exposure to fire 火警燒傷	1	0
Exposure to explosion 爆炸受傷	0	0
Injured by hand tool 被手工具所傷	30	35
Injured by fall of ground 泥土傾瀉受傷	0	0
Asphyxiation 窒息	0	0
Contact with hot surface or substance 觸及灼熱表面或物質	19	22
Injured by animal 被動物所傷	6	7
Injured in workplace violence 於工作場所暴力事件中受傷	15	34
Others 其他類別	38 (3)	84 (4)
TOTAL 總數	1 028 (5)	1 277 (6)

Notes:

- Occupational injuries (including industrial accidents) are injury cases arising from work accidents, resulting in death or incapacity for work of over three consecutive days, and reported under the Employees' Compensation Ordinance. Since 1.1.1998, Labour Department has used the date of occurrence of an injury as the basis for computing work injury statistics instead of the date of reporting in order to reflect more accurately the number of work injuries occurring in the year.
- Figures in brackets denote the number of fatalities.
- The above injury figures are recorded as at 29 March 2007.

註釋:

- 職業傷亡個案是指根據《僱員補償條例》呈報由工作意外引致死亡或失去工作能力連續3天以上的受傷個案（包括工業意外個案）。由1998年1月1日開始，勞工處採用個案發生日期替代個案呈報日期作為編算工作傷亡統計數據的基礎，以便更準確地反映所述時段內發生的工傷個案。
- 括號內的數字顯示死亡人數。
- 上列傷亡數字為截至二零零七年三月二十九日所紀錄的數字。



**Occupational Injuries in Medical, Dental & Other Health Services
in 2006
- analysed by Type of Accident -**

二零零六年醫療、牙科及其他保健服務業之職業傷亡個案以意外類別分析

Type of Accident 意外類別	2005 二零零五年	2006 二零零六年
Trapped in or between objects 受困於物件之內或物件之間	47	46
Injured whilst lifting or carrying 提舉或搬運物件時受傷	596	647
Slip, trip or fall on same level 滑倒、絆倒或在同一高度跌倒	362	376
Fall of person from height 人體從高處墮下	24	25
Striking against fixed or stationary object 與固定或不動的物件碰撞	158	154
Striking against or struck by moving object 被移動物件或與移動物件碰撞	234	219
Stepping on object 踏在物件上	9	12
Exposure to or contact with harmful substance 暴露於有害物質中或接觸有害物質	24	23
Contact with electricity or electric discharge 觸電或接觸放出的電流	2	0
Trapped by collapsing or overturning object 受困於倒塌或翻側的物件	0	0
Struck by falling object 遭墮下的物件撞擊	33	20
Struck by moving vehicle 遭移動中的車輛撞倒	58	55
Contact with moving machinery or object being machined 觸及開動中的機器或觸及以機器製造中的物件	10	12
Drowning 遇溺	0	0
Exposure to fire 火警燒傷	1	0
Exposure to explosion 爆炸受傷	0	0
Injured by hand tool 被手工具所傷	247	241
Injured by fall of ground 泥土傾瀉受傷	0	0
Asphyxiation 窒息	0	0
Contact with hot surface or substance 觸及灼熱表面或物質	59	58
Injured by animal 被動物所傷	11	19
Injured in workplace violence 於工作場所暴力事件中受傷	323	271
Others 其他類別	70	63
TOTAL 總數	2 268	2 241

Notes:

- Occupational injuries (including industrial accidents) are injury cases arising from work accidents, resulting in death or incapacity for work of over three consecutive days, and reported under the Employees' Compensation Ordinance. Since 1.1.1998, Labour Department has used the date of occurrence of an injury as the basis for computing work injury statistics instead of the date of reporting in order to reflect more accurately the number of work injuries occurring in the year.
- Figures in brackets denote the number of fatalities.
- The above injury figures are recorded as at 29 March 2007.

註釋:

- 職業傷亡個案是指根據《僱員補償條例》呈報由工作意外引致死亡或失去工作能力連續3天以上的受傷個案（包括工業意外個案）。由1998年1月1日開始，勞工處採用個案發生日期替代個案呈報日期作為編算工作傷亡統計數據的基礎，以便更準確地反映所述時段內發生的工傷個案。
- 括號內的數字顯示死亡人數。
- 上列傷亡數字為截至二零零七年三月二十九日所紀錄的數字。



Occupational Injuries in Welfare Institutions
in 2006
- analysed by Type of Accident -

二零零六年福利機構之職業傷亡個案以意外類別分析

Type of Accident 意外類別	2005 二零零五年	2006 二零零六年
Trapped in or between objects 受困於物件之內或物件之間	33	39
Injured whilst lifting or carrying 提舉或搬運物件時受傷	450	478
Slip, trip or fall on same level 滑倒、絆倒或在同一高度跌倒	317	359
Fall of person from height 人體從高處墮下	22	42
Striking against fixed or stationary object 與固定或不動的物件碰撞	100	81
Striking against or struck by moving object 被移動物件或與移動物件碰撞	120	95
Stepping on object 踏在物件上	12	7
Exposure to or contact with harmful substance 暴露於有害物質中或接觸有害物質	16	6
Contact with electricity or electric discharge 觸電或接觸放出的電流	0	0
Trapped by collapsing or overturning object 受困於倒塌或翻側的物件	0	0
Struck by falling object 遭墮下的物件撞擊	13	14
Struck by moving vehicle 遭移動中的車輛撞倒	19	30
Contact with moving machinery or object being machined 觸及開動中的機器或觸及以機器製造中的物件	5	5
Drowning 遇溺	0	0
Exposure to fire 火警燒傷	1	0
Exposure to explosion 爆炸受傷	0	0
Injured by hand tool 被手工具所傷	90	69
Injured by fall of ground 泥土傾瀉受傷	0	0
Asphyxiation 窒息	0	0
Contact with hot surface or substance 觸及灼熱表面或物質	65	74
Injured by animal 被動物所傷	8	9
Injured in workplace violence 於工作場所暴力事件中受傷	100	110
Others 其他類別	51 (1)	87 (2)
TOTAL 總數	1 422 (1)	1 505 (2)

Notes:

- Occupational injuries (including industrial accidents) are injury cases arising from work accidents, resulting in death or incapacity for work of over three consecutive days, and reported under the Employees' Compensation Ordinance. Since 1.1.1998, Labour Department has used the date of occurrence of an injury as the basis for computing work injury statistics instead of the date of reporting in order to reflect more accurately the number of work injuries occurring in the year.
- Figures in brackets denote the number of fatalities.
- The above injury figures are recorded as at 29 March 2007.

註釋:

- 職業傷亡個案是指根據《僱員補償條例》呈報由工作意外引致死亡或失去工作能力連續3天以上的受傷個案(包括工業意外個案)。由1998年1月1日開始,勞工處採用個案發生日期替代個案呈報日期作為編算工作傷亡統計數據的基礎,以便更準確地反映所述時段內發生的工傷個案。
- 括號內的數字顯示死亡人數。
- 上列傷亡數字為截至二零零七年三月二十九日所紀錄的數字。



**Occupational Injuries in Sanitary and Similar Services
in 2006
- analysed by Type of Accident -**

二零零六年清潔及同類服務業之職業傷亡個案以意外類別分析

Type of Accident 意外類別	2005 二零零五年	2006 二零零六年
Trapped in or between objects 受困於物件之內或物件之間	105	125
Injured whilst lifting or carrying 提舉或搬運物件時受傷	377	450
Slip, trip or fall on same level 滑倒、絆倒或在同一高度跌倒	604	806 (1)
Fall of person from height 人體從高處墮下	57 (1)	61 (1)
Striking against fixed or stationary object 與固定或不動的物件碰撞	241	256
Striking against or struck by moving object 被移動物件或與移動物件碰撞	278	294
Stepping on object 踏在物件上	19	17
Exposure to or contact with harmful substance 暴露於有害物質中或接觸有害物質	55	75
Contact with electricity or electric discharge 觸電或接觸放出的電流	1	0
Trapped by collapsing or overturning object 受困於倒塌或翻側的物件	4	1
Struck by falling object 遭墮下的物件撞擊	31	31
Struck by moving vehicle 遭移動中的車輛撞倒	87 (1)	100 (6)
Contact with moving machinery or object being machined 觸及開動中的機器或觸及以機器製造中的物件	3	12
Drowning 遇溺	0	0
Exposure to fire 火警燒傷	0	1
Exposure to explosion 爆炸受傷	0	1
Injured by hand tool 被手工具所傷	21	29
Injured by fall of ground 泥土傾瀉受傷	0	0
Asphyxiation 窒息	0	0
Contact with hot surface or substance 觸及灼熱表面或物質	23	16
Injured by animal 被動物所傷	37	32
Injured in workplace violence 於工作場所暴力事件中受傷	9	17
Others 其他類別	36 (3)	42 (4)
TOTAL 總數	1 988 (5)	2 366 (12)

Notes:

- Occupational injuries (including industrial accidents) are injury cases arising from work accidents, resulting in death or incapacity for work of over three consecutive days, and reported under the Employees' Compensation Ordinance. Since 1.1.1998, Labour Department has used the date of occurrence of an injury as the basis for computing work injury statistics instead of the date of reporting in order to reflect more accurately the number of work injuries occurring in the year.
- Figures in brackets denote the number of fatalities.
- The above injury figures are recorded as at 29 March 2007.

註釋:

- 職業傷亡個案是指根據《僱員補償條例》呈報由工作意外引致死亡或失去工作能力連續3天以上的受傷個案(包括工業意外個案)。由1998年1月1日開始,勞工處採用個案發生日期替代個案呈報日期作為編算工作傷亡統計數據的基礎,以便更準確地反映所述時段內發生的工傷個案。
- 括號內的數字顯示死亡人數。
- 上列傷亡數字為截至二零零七年三月二十九日所紀錄的數字。



**Industrial Accidents in All Industrial Undertakings
in 2006
- analysed by Industry -**

二零零六年所有工業經營之工業意外個案以行業分析

Industries 行 業	2005 二零零五年	2006 二零零六年
I. Manufacturing Industries 製造業	<u>2 912</u>	<u>2 949</u> (6)
7 Major Manufacturing Industries 七大製造業		
Textile 紡織	339	319
Wearing Apparel 衣著	112	107
Electronics 電子	181	195
Metal 五金	111	113 (1)
Plastics 塑膠	72	57
Shipbuilding and shiprepairing 造船及修船	84	71 (1)
Printing 印刷	303	303 (1)
Other Manufacturing Industries 其他製造業	1 710	1 784 (3)
II. Construction Industry 建造業	<u>3 548</u> (25)	<u>3 400</u> (16)
III. Catering Industry 飲食業	<u>8 902</u>	<u>9 294</u>
IV. Mining and Quarrying, Utilities, Transport and Servicing Industries 礦務，公共事業，運輸及服務行業	<u>1 555</u> (4)	<u>1 643</u> (4)
TOTAL 總 數	<u>16 917</u> (29)	<u>17 286</u> (26)

Notes:

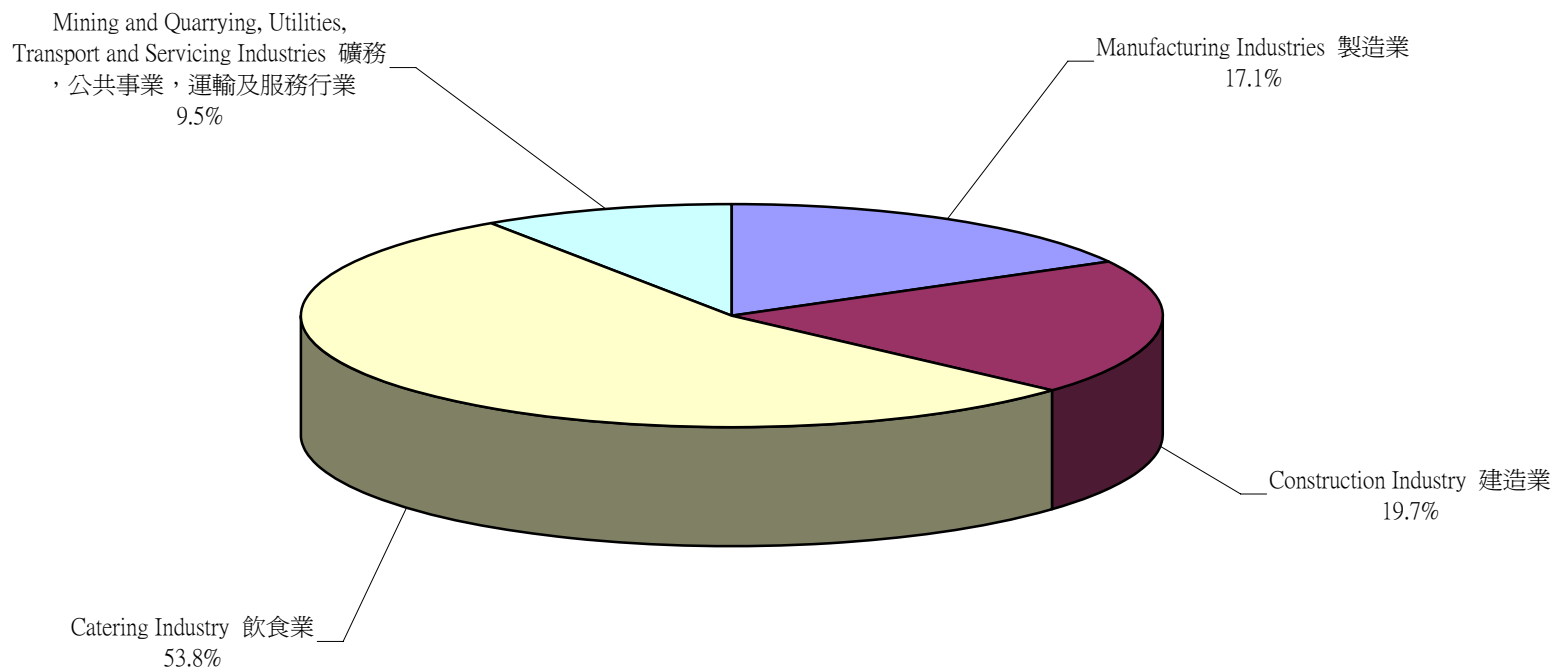
- Industrial accidents refer to injuries and deaths arising from industrial activities in an industrial undertaking as defined under the Factories and Industrial Undertakings Ordinance. Since 1.1.1998, Labour Department has used the date of occurrence of an injury as the basis for computing work injury statistics instead of the date of reporting in order to reflect more accurately the number of work injuries occurring in the year.
- Figures in brackets denote the number of fatalities.
- The above accident figures are recorded as at 29 March 2007.

註釋:

- 工業意外是指在《工廠及工業經營條例》所界定的工業經營內發生的受傷或死亡意外，而這些意外是因工業活動而引致的。由1998年1月1日開始，勞工處採用個案發生日期替代個案呈報日期作為編算工作傷亡統計數據的基礎，以便更準確地反映所述時段內發生的工傷個案。
- 括號內的數字顯示死亡人數。
- 上列意外數字為截至二零零七年三月二十九日所記錄的數字。



二零零六年所有工業經營之工業意外個案以行業分析
Industrial Accidents in All Industrial Undertakings in 2006 -analysed by Industry



-  Manufacturing Industries 製造業
-  Construction Industry 建造業
-  Catering Industry 飲食業
-  Mining and Quarrying, Utilities, Transport and Servicing Industries 礦務，公共事業，運輸及服務行業



**Industrial Accidents in All Industrial Undertakings
in 2006**

- analysed by Type of Accident -

二零零六年所有工業經營之工業意外個案以意外類別分析

Type of Accident 意外類別		2005 二零零五年	2006 二零零六年
Trapped in or between objects	受困於物件之內或物件之間	375	376 (2)
Injured whilst lifting or carrying	提舉或搬運物件時受傷	2 752	2 948
Slip, trip or fall on same level	滑倒、絆倒或在同一高度跌倒	2 555	2 678
Fall of person from height	人體從高處墮下	599 (16)	598 (11)
Striking against fixed or stationary object	與固定或不動的物件碰撞	1 586 (1)	1 711
Striking against or struck by moving object	被移動物件或與移動物件碰撞	2 102 (1)	1 922 (3)
Stepping on object	踏在物件上	84	86
Exposure to or contact with harmful substance	暴露於有害物質中或接觸有害物質	137 (1)	130
Contact with electricity or electric discharge	觸電或接觸放出的電流	23 (3)	22
Trapped by collapsing or overturning object	受困於倒塌或翻側的物件	20 (3)	11 (3)
Struck by falling object	遭墮下的物件撞擊	322	287 (2)
Struck by moving vehicle	遭移動中的車輛撞倒	196 (2)	229
Contact with moving machinery or object being machined	觸及開動中的機器或觸及以機器製造中的物件	803 (2)	753
Drowning	遇溺	0	1 (1)
Exposure to fire	火警燒傷	25	39 (1)
Exposure to explosion	爆炸受傷	4	9
Injured by hand tool	被手工具所傷	2 752	2 929
Injured by fall of ground	泥土傾瀉受傷	1	0
Asphyxiation	窒息	0	3 (3)
Contact with hot surface or substance	觸及灼熱表面或物質	2 389	2 375
Injured by animal	被動物所傷	104	89
Injured in workplace violence	於工作場所暴力事件中受傷	0	0
Others	其他類別	88	90
Total	總計	16 917 (29)	17 286 (26)

Notes:

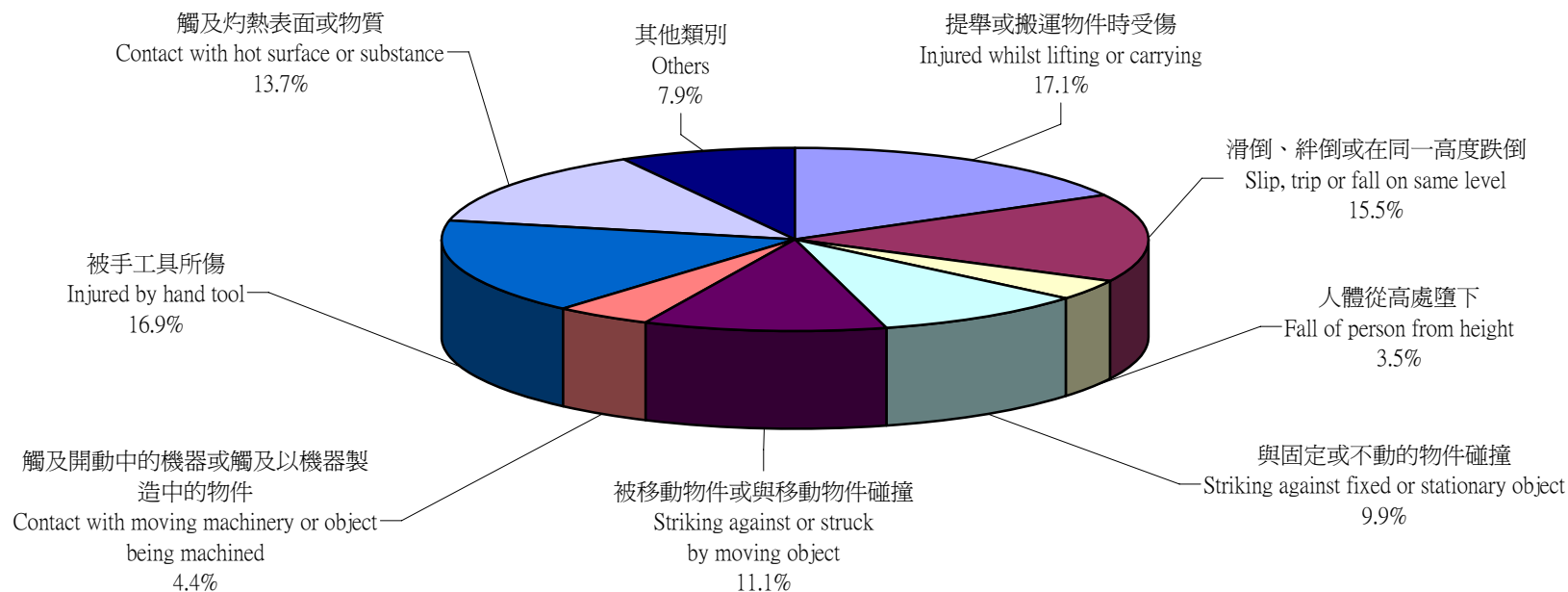
1. Industrial accidents refer to injuries and deaths arising from industrial activities in an industrial undertaking as defined under the Factories and Industrial Undertakings Ordinance. Since 1.1.1998, Labour Department has used the date of occurrence of an injury as the basis for computing work injury statistics instead of the date of reporting in order to reflect more accurately the number of work injuries occurring in the year.
2. Figures in brackets denote the number of fatalities.
3. The above accident figures are recorded as at 29 March 2007.

註釋:

1. 工業意外是指《工廠及工業經營條例》所界定的工業經營內發生的受傷或死亡意外，而這些意外是因工業活動而引致的。由1998年1月1日開始，勞工處採用個案發生日期替代個案呈報日期作為編算工作傷亡統計數據的基礎，以便更準確地反映所述時段內發生的工傷個案。
2. 括號內的數字顯示死亡人數。
3. 上列意外數字為截至二零零七年三月二十九日所記錄的數字。



二零零六年所有工業經營之工業意外個案以意外類別分析
Industrial Accidents in All Industrial Undertakings in 2006 -analysed by Type of Accident



- Injured whilst lifting or carrying 提舉或搬運物件時受傷
- Slip, trip or fall on same level 滑倒、絆倒或在同一高度跌倒
- Fall of person from height 人體從高處墮下
- Striking against fixed or stationary object 與固定或不動的物件碰撞
- Striking against or struck by moving object 被移動物件或與移動物件碰撞
- Contact with moving machinery or object being machined 觸及開動中的機器或觸及以機器製造中的物件
- Injured by hand tool 被手工具所傷
- Contact with hot surface or substance 觸及灼熱表面或物質
- Others 其他類別



**Industrial Accidents in Manufacturing Industry
in 2006
- analysed by Type of Accident -**

二零零六年製造業之工業意外個案以意外類別分析

Type of Accident 意外類別		2005 二零零五年	2006 二零零六年
Trapped in or between objects	受困於物件之內或物件之間	96	91
Injured whilst lifting or carrying	提舉或搬運物件時受傷	642	739
Slip, trip or fall on same level	滑倒、絆倒或在同一高度跌倒	430	395
Fall of person from height	人體從高處墮下	58	62 (1)
Striking against fixed or stationary object	與固定或不動的物件碰撞	305	357
Striking against or struck by moving object	被移動物件或與移動物件碰撞	403	393 (1)
Stepping on object	踏在物件上	22	18
Exposure to or contact with harmful substance	暴露於有害物質中或接觸有害物質	39	33
Contact with electricity or electric discharge	觸電或接觸放出的電流	0	4
Trapped by collapsing or overturning object	受困於倒塌或翻側的物件	3	4 (2)
Struck by falling object	遭墮下的物件撞擊	74	56 (1)
Struck by moving vehicle	遭移動中的車輛撞倒	75	75
Contact with moving machinery or object being machined	觸及開動中的機器或觸及以機器製造中的物件	378	364
Drowning	遇溺	0	0
Exposure to fire	火警燒傷	3	4 (1)
Exposure to explosion	爆炸受傷	1	1
Injured by hand tool	被手工具所傷	219	208
Injured by fall of ground	泥土傾瀉受傷	0	0
Asphyxiation	窒息	0	0
Contact with hot surface or substance	觸及灼熱表面或物質	122	117
Injured by animal	被動物所傷	5	4
Injured in workplace violence	於工作場所暴力事件中受傷	0	0
Others	其他類別	37	24
Total	總計	2 912	2 949 (6)

Notes:

- Industrial accidents refer to injuries and deaths arising from industrial activities in an industrial undertaking as defined under the Factories and Industrial Undertakings Ordinance. Since 1.1.1998, Labour Department has used the date of occurrence of an injury as the basis for computing work injury statistics instead of the date of reporting in order to reflect more accurately the number of work injuries occurring in the year.
- Figures in brackets denote the number of fatalities.
- The above accident figures are recorded as at 29 March 2007.

註釋:

- 工業意外是指在《工廠及工業經營條例》所界定的工業經營內發生的受傷或死亡意外，而這些意外是因工業活動而引致的。由1998年1月1日開始，勞工處採用個案發生日期替代個案呈報日期作為編算工作傷亡統計數據的基礎，以便更準確地反映所述時段內發生的工傷個案。
- 括號內的數字顯示死亡人數。
- 上列意外數字為截至二零零七年三月二十九日所記錄的數字。



**Industrial Accidents in Textile Industry
in 2006
- analysed by Type of Accident -**

二零零六年紡織業之工業意外個案以意外類別分析

Type of Accident 意外類別	2005 二零零五年	2006 二零零六年
Trapped in or between objects 受困於物件之內或物件之間	3	8
Injured whilst lifting or carrying 提舉或搬運物件時受傷	80	110
Slip, trip or fall on same level 滑倒、絆倒或在同一高度跌倒	57	33
Fall of person from height 人體從高處墮下	5	2
Striking against fixed or stationary object 與固定或不動的物件碰撞	41	29
Striking against or struck by moving object 被移動物件或與移動物件碰撞	49	41
Stepping on object 踏在物件上	5	0
Exposure to or contact with harmful substance 暴露於有害物質中或接觸有害物質	4	9
Contact with electricity or electric discharge 觸電或接觸放出的電流	0	0
Trapped by collapsing or overturning object 受困於倒塌或翻側的物件	0	0
Struck by falling object 遭墮下的物件撞擊	3	1
Struck by moving vehicle 遭移動中的車輛撞倒	9	9
Contact with moving machinery or object being machined 觸及開動中的機器或觸及以機器製造中的物件	43	49
Drowning 遇溺	0	0
Exposure to fire 火警燒傷	0	1
Exposure to explosion 爆炸受傷	0	0
Injured by hand tool 被手工具所傷	20	18
Injured by fall of ground 泥土傾瀉受傷	0	0
Asphyxiation 窒息	0	0
Contact with hot surface or substance 觸及灼熱表面或物質	18	8
Injured by animal 被動物所傷	0	0
Injured in workplace violence 於工作場所暴力事件中受傷	0	0
Others 其他類別	2	1
Total 總計	339	319

Notes:

1. Industrial accidents refer to injuries and deaths arising from industrial activities in an industrial undertaking as defined under the Factories and Industrial Undertakings Ordinance. Since 1.1.1998, Labour Department has used the date of occurrence of an injury as the basis for computing work injury statistics instead of the date of reporting in order to reflect more accurately the number of work injuries occurring in the year.
2. Figures in brackets denote the number of fatalities.
3. The above accident figures are recorded as at 29 March 2007.

註釋:

1. 工業意外是指在《工廠及工業經營條例》所界定的工業經營內發生的受傷或死亡意外，而這些意外是因工業活動而引致的。由1998年1月1日開始，勞工處採用個案發生日期替代個案呈報日期作為編算工作傷亡統計數據的基礎，以便更準確地反映所述時段內發生的工傷個案。
2. 括號內的數字顯示死亡人數。
3. 上列意外數字為截至二零零七年三月二十九日所記錄的數字。



**Industrial Accidents in Wearing Apparel Industry
in 2006
- analysed by Type of Accident -**

二零零六年衣著行業之工業意外個案以意外類別分析

Type of Accident 意外類別	2005 二零零五年	2006 二零零六年
Trapped in or between objects 受困於物件之內或物件之間	0	2
Injured whilst lifting or carrying 提舉或搬運物件時受傷	32	28
Slip, trip or fall on same level 滑倒、絆倒或在同一高度跌倒	22	15
Fall of person from height 人體從高處墮下	2	3
Striking against fixed or stationary object 與固定或不動的物件碰撞	6	10
Striking against or struck by moving object 被移動物件或與移動物件碰撞	14	13
Stepping on object 踏在物件上	0	0
Exposure to or contact with harmful substance 暴露於有害物質中或接觸有害物質	0	0
Contact with electricity or electric discharge 觸電或接觸放出的電流	0	0
Trapped by collapsing or overturning object 受困於倒塌或翻側的物件	0	0
Struck by falling object 遭墮下的物件撞擊	2	3
Struck by moving vehicle 遭移動中的車輛撞倒	1	3
Contact with moving machinery or object being machined 觸及開動中的機器或觸及以機器製造中的物件	24	20
Drowning 遇溺	0	0
Exposure to fire 火警燒傷	0	0
Exposure to explosion 爆炸受傷	0	0
Injured by hand tool 被手工具所傷	7	7
Injured by fall of ground 泥土傾瀉受傷	0	0
Asphyxiation 窒息	0	0
Contact with hot surface or substance 觸及灼熱表面或物質	2	1
Injured by animal 被動物所傷	0	0
Injured in workplace violence 於工作場所暴力事件中受傷	0	0
Others 其他類別	0	2
Total 總計	112	107

Notes:

1. Industrial accidents refer to injuries and deaths arising from industrial activities in an industrial undertaking as defined under the Factories and Industrial Undertakings Ordinance. Since 1.1.1998, Labour Department has used the date of occurrence of an injury as the basis for computing work injury statistics instead of the date of reporting in order to reflect more accurately the number of work injuries occurring in the year.
2. Figures in brackets denote the number of fatalities.
3. The above accident figures are recorded as at 29 March 2007.

註釋:

1. 工業意外是指在《工廠及工業經營條例》所界定的工業經營內發生的受傷或死亡意外，而這些意外是因工業活動而引致的。由1998年1月1日開始，勞工處採用個案發生日期替代個案呈報日期作為編算工作傷亡統計數據的基礎，以便更準確地反映所述時段內發生的工傷個案。
2. 括號內的數字顯示死亡人數。
3. 上列意外數字為截至二零零七年三月二十九日所記錄的數字。



**Industrial Accidents in Electronics Industry
in 2006**

- analysed by Type of Accident -

二零零六年電子業之工業意外個案以意外類別分析

Type of Accident 意外類別	2005 二零零五年	2006 二零零六年
Trapped in or between objects 受困於物件之內或物件之間	9	5
Injured whilst lifting or carrying 提舉或搬運物件時受傷	43	59
Slip, trip or fall on same level 滑倒、絆倒或在同一高度跌倒	23	13
Fall of person from height 人體從高處墮下	5	1
Striking against fixed or stationary object 與固定或不動的物件碰撞	17	17
Striking against or struck by moving object 被移動物件或與移動物件碰撞	24	33
Stepping on object 踏在物件上	0	1
Exposure to or contact with harmful substance 暴露於有害物質中或接觸有害物質	6	8
Contact with electricity or electric discharge 觸電或接觸放出的電流	0	0
Trapped by collapsing or overturning object 受困於倒塌或翻側的物件	0	0
Struck by falling object 遭墮下的物件撞擊	5	4
Struck by moving vehicle 遭移動中的車輛撞倒	1	4
Contact with moving machinery or object being machined 觸及開動中的機器或觸及以機器製造中的物件	33	34
Drowning 遇溺	0	0
Exposure to fire 火警燒傷	0	0
Exposure to explosion 爆炸受傷	0	0
Injured by hand tool 被手工具所傷	8	10
Injured by fall of ground 泥土傾瀉受傷	0	0
Asphyxiation 窒息	0	0
Contact with hot surface or substance 觸及灼熱表面或物質	6	4
Injured by animal 被動物所傷	0	0
Injured in workplace violence 於工作場所暴力事件中受傷	0	0
Others 其他類別	1	2
Total 總計	181	195

Notes:

- Industrial accidents refer to injuries and deaths arising from industrial activities in an industrial undertaking as defined under the Factories and Industrial Undertakings Ordinance. Since 1.1.1998, Labour Department has used the date of occurrence of an injury as the basis for computing work injury statistics instead of the date of reporting in order to reflect more accurately the number of work injuries occurring in the year.
- Figures in brackets denote the number of fatalities.
- The above accident figures are recorded as at 29 March 2007.

註釋:

- 工業意外是指《工廠及工業經營條例》所界定的工業經營內發生的受傷或死亡意外，而這些意外是因工業活動而引致的。由1998年1月1日開始，勞工處採用個案發生日期替代個案呈報日期作為編算工作傷亡統計數據的基礎，以便更準確地反映所述時段內發生的工傷個案。
- 括號內的數字顯示死亡人數。
- 上列意外數字為截至二零零七年三月二十九日所記錄的數字。



**Industrial Accidents in Metal Products Industry
in 2006**

- analysed by Type of Accident -

二零零六年五金製品業之工業意外個案以意外類別分析

Type of Accident 意外類別	2005 二零零五年	2006 二零零六年
Trapped in or between objects 受困於物件之內或物件之間	2	2
Injured whilst lifting or carrying 提舉或搬運物件時受傷	25	35
Slip, trip or fall on same level 滑倒、絆倒或在同一高度跌倒	10	8
Fall of person from height 人體從高處墮下	2	3
Striking against fixed or stationary object 與固定或不動的物件碰撞	18	19
Striking against or struck by moving object 被移動物件或與移動物件碰撞	26	24
Stepping on object 踏在物件上	1	0
Exposure to or contact with harmful substance 暴露於有害物質中或接觸有害物質	1	1
Contact with electricity or electric discharge 觸電或接觸放出的電流	0	0
Trapped by collapsing or overturning object 受困於倒塌或翻側的物件	0	0
Struck by falling object 遭墮下的物件撞擊	3	3 (1)
Struck by moving vehicle 遭移動中的車輛撞倒	3	0
Contact with moving machinery or object being machined 觸及開動中的機器或觸及以機器製造中的物件	14	9
Drowning 遇溺	0	0
Exposure to fire 火警燒傷	2	0
Exposure to explosion 爆炸受傷	0	0
Injured by hand tool 被手工具所傷	0	7
Injured by fall of ground 泥土傾瀉受傷	0	0
Asphyxiation 窒息	0	0
Contact with hot surface or substance 觸及灼熱表面或物質	4	1
Injured by animal 被動物所傷	0	0
Injured in workplace violence 於工作場所暴力事件中受傷	0	0
Others 其他類別	0	1
Total 總計	111	113 (1)

Notes:

- Industrial accidents refer to injuries and deaths arising from industrial activities in an industrial undertaking as defined under the Factories and Industrial Undertakings Ordinance. Since 1.1.1998, Labour Department has used the date of occurrence of an injury as the basis for computing work injury statistics instead of the date of reporting in order to reflect more accurately the number of work injuries occurring in the year.
- Figures in brackets denote the number of fatalities.
- The above accident figures are recorded as at 29 March 2007.

註釋:

- 工業意外是指在《工廠及工業經營條例》所界定的工業經營內發生的受傷或死亡意外，而這些意外是因工業活動而引致的。由1998年1月1日開始，勞工處採用個案發生日期替代個案呈報日期作為編算工作傷亡統計數據的基礎，以便更準確地反映所述時段內發生的工傷個案。
- 括號內的數字顯示死亡人數。
- 上列意外數字為截至二零零七年三月二十九日所記錄的數字。



**Industrial Accidents in Plastics Industry
in 2006
- analysed by Type of Accident -**

二零零六年塑膠業之工業意外個案以意外類別分析

Type of Accident 意外類別	2005 二零零五年	2006 二零零六年
Trapped in or between objects 受困於物件之內或物件之間	1	1
Injured whilst lifting or carrying 提舉或搬運物件時受傷	11	14
Slip, trip or fall on same level 滑倒、絆倒或在同一高度跌倒	15	6
Fall of person from height 人體從高處墮下	3	1
Striking against fixed or stationary object 與固定或不動的物件碰撞	5	5
Striking against or struck by moving object 被移動物件或與移動物件碰撞	10	7
Stepping on object 踏在物件上	0	0
Exposure to or contact with harmful substance 暴露於有害物質中或接觸有害物質	0	0
Contact with electricity or electric discharge 觸電或接觸放出的電流	0	0
Trapped by collapsing or overturning object 受困於倒塌或翻側的物件	0	0
Struck by falling object 遭墮下的物件撞擊	3	1
Struck by moving vehicle 遭移動中的車輛撞倒	1	0
Contact with moving machinery or object being machined 觸及開動中的機器或觸及以機器製造中的物件	12	12
Drowning 遇溺	0	0
Exposure to fire 火警燒傷	0	0
Exposure to explosion 爆炸受傷	1	0
Injured by hand tool 被手工具所傷	5	6
Injured by fall of ground 泥土傾瀉受傷	0	0
Asphyxiation 窒息	0	0
Contact with hot surface or substance 觸及灼熱表面或物質	4	3
Injured by animal 被動物所傷	0	0
Injured in workplace violence 於工作場所暴力事件中受傷	0	0
Others 其他類別	1	1
Total 總計	72	57

Notes:

1. Industrial accidents refer to injuries and deaths arising from industrial activities in an industrial undertaking as defined under the Factories and Industrial Undertakings Ordinance. Since 1.1.1998, Labour Department has used the date of occurrence of an injury as the basis for computing work injury statistics instead of the date of reporting in order to reflect more accurately the number of work injuries occurring in the year.
2. Figures in brackets denote the number of fatalities.
3. The above accident figures are recorded as at 29 March 2007.

註釋:

1. 工業意外是指在《工廠及工業經營條例》所界定的工業經營內發生的受傷或死亡意外，而這些意外是因工業活動而引致的。由1998年1月1日開始，勞工處採用個案發生日期替代個案呈報日期作為編算工作傷亡統計數據的基礎，以便更準確地反映所述時段內發生的工傷個案。
2. 括號內的數字顯示死亡人數。
3. 上列意外數字為截至二零零七年三月二十九日所記錄的數字。



**Industrial Accidents in Shipbuilding and Shiprepairing Industry
in 2006**

- analysed by Type of Accident -

二零零六年造船及修船業之工業意外個案以意外類別分析

Type of Accident 意外類別	2005 二零零五年	2006 二零零六年
Trapped in or between objects 受困於物件之內或物件之間	0	1
Injured whilst lifting or carrying 提舉或搬運物件時受傷	20	18
Slip, trip or fall on same level 滑倒、絆倒或在同一高度跌倒	12	7
Fall of person from height 人體從高處墮下	5	4 (1)
Striking against fixed or stationary object 與固定或不動的物件碰撞	5	4
Striking against or struck by moving object 被移動物件或與移動物件碰撞	18	19
Stepping on object 踏在物件上	2	1
Exposure to or contact with harmful substance 暴露於有害物質中或接觸有害物質	2	0
Contact with electricity or electric discharge 觸電或接觸放出的電流	0	0
Trapped by collapsing or overturning object 受困於倒塌或翻側的物件	0	0
Struck by falling object 遭墮下的物件撞擊	1	4
Struck by moving vehicle 遭移動中的車輛撞倒	0	0
Contact with moving machinery or object being machined 觸及開動中的機器或觸及以機器製造中的物件	8	5
Drowning 遇溺	0	0
Exposure to fire 火警燒傷	0	0
Exposure to explosion 爆炸受傷	0	0
Injured by hand tool 被手工具所傷	8	7
Injured by fall of ground 泥土傾瀉受傷	0	0
Asphyxiation 窒息	0	0
Contact with hot surface or substance 觸及灼熱表面或物質	3	1
Injured by animal 被動物所傷	0	0
Injured in workplace violence 於工作場所暴力事件中受傷	0	0
Others 其他類別	0	0
Total 總計	84	71 (1)

Notes:

- Industrial accidents refer to injuries and deaths arising from industrial activities in an industrial undertaking as defined under the Factories and Industrial Undertakings Ordinance. Since 1.1.1998, Labour Department has used the date of occurrence of an injury as the basis for computing work injury statistics instead of the date of reporting in order to reflect more accurately the number of work injuries occurring in the year.
- Figures in brackets denote the number of fatalities.
- The above accident figures are recorded as at 29 March 2007.

註釋:

- 工業意外是指在《工廠及工業經營條例》所界定的工業經營內發生的受傷或死亡意外，而這些意外是因工業活動而引致的。由1998年1月1日開始，勞工處採用個案發生日期替代個案呈報日期作為編算工作傷亡統計數據的基礎，以便更準確地反映所述時段內發生的工傷個案。
- 括號內的數字顯示死亡人數。
- 上列意外數字為截至二零零七年三月二十九日所記錄的數字。



**Industrial Accidents in Printing Industry
in 2006
- analysed by Type of Accident -**

二零零六年印刷業之工業意外個案以意外類別分析

Type of Accident 意外類別		2005 二零零五年	2006 二零零六年
Trapped in or between objects	受困於物件之內或物件之間	8	6
Injured whilst lifting or carrying	提舉或搬運物件時受傷	70	75
Slip, trip or fall on same level	滑倒、絆倒或在同一高度跌倒	30	38
Fall of person from height	人體從高處墮下	10	2
Striking against fixed or stationary object	與固定或不動的物件碰撞	39	36
Striking against or struck by moving object	被移動物件或與移動物件碰撞	32	41
Stepping on object	踏在物件上	5	2
Exposure to or contact with harmful substance	暴露於有害物質中或接觸有害物質	4	3
Contact with electricity or electric discharge	觸電或接觸放出的電流	0	0
Trapped by collapsing or overturning object	受困於倒塌或翻側的物件	0	1 (1)
Struck by falling object	遭墮下的物件撞擊	2	1
Struck by moving vehicle	遭移動中的車輛撞倒	7	4
Contact with moving machinery or object being machined	觸及開動中的機器或觸及以機器製造中的物件	62	69
Drowning	遇溺	0	0
Exposure to fire	火警燒傷	0	0
Exposure to explosion	爆炸受傷	0	1
Injured by hand tool	被手工具所傷	30	21
Injured by fall of ground	泥土傾瀉受傷	0	0
Asphyxiation	窒息	0	0
Contact with hot surface or substance	觸及灼熱表面或物質	1	2
Injured by animal	被動物所傷	0	0
Injured in workplace violence	於工作場所暴力事件中受傷	0	0
Others	其他類別	3	1
Total	總計	303	303 (1)

Notes:

1. Industrial accidents refer to injuries and deaths arising from industrial activities in an industrial undertaking as defined under the Factories and Industrial Undertakings Ordinance. Since 1.1.1998, Labour Department has used the date of occurrence of an injury as the basis for computing work injury statistics instead of the date of reporting in order to reflect more accurately the number of work injuries occurring in the year.
2. Figures in brackets denote the number of fatalities.
3. The above accident figures are recorded as at 29 March 2007.

註釋:

1. 工業意外是指在《工廠及工業經營條例》所界定的工業經營內發生的受傷或死亡意外，而這些意外是因工業活動而引致的。由1998年1月1日開始，勞工處採用個案發生日期替代個案呈報日期作為編算工作傷亡統計數據的基礎，以便更準確地反映所述時段內發生的工傷個案。
2. 括號內的數字顯示死亡人數。
3. 上列意外數字為截至二零零七年三月二十九日所記錄的數字。



**Industrial Accidents in Construction Industry
in 2006**

- analysed by Type of Accident -

二零零六年建造業之工業意外個案以意外類別分析

Type of Accident 意外類別	2005 二零零五年	2006 二零零六年
Trapped in or between objects 受困於物件之內或物件之間	113	99 (1)
Injured whilst lifting or carrying 提舉或搬運物件時受傷	544	536
Slip, trip or fall on same level 滑倒、絆倒或在同一高度跌倒	648	603
Fall of person from height 人體從高處墮下	423 (14)	405 (9)
Striking against fixed or stationary object 與固定或不動的物件碰撞	362 (1)	382
Striking against or struck by moving object 被移動物件或與移動物件碰撞	674 (1)	605 (1)
Stepping on object 踏在物件上	39	37
Exposure to or contact with harmful substance 暴露於有害物質中或接觸有害物質	21 (1)	20
Contact with electricity or electric discharge 觸電或接觸放出的電流	20 (1)	14
Trapped by collapsing or overturning object 受困於倒塌或翻側的物件	11 (3)	5 (1)
Struck by falling object 遭墮下的物件撞擊	151	131 (1)
Struck by moving vehicle 遭移動中的車輛撞倒	22 (2)	33
Contact with moving machinery or object being machined 觸及開動中的機器或觸及以機器製造中的物件	290 (2)	234
Drowning 遇溺	0	0
Exposure to fire 火警燒傷	8	16
Exposure to explosion 爆炸受傷	2	3
Injured by hand tool 被手工具所傷	165	225
Injured by fall of ground 泥土傾瀉受傷	1	0
Asphyxiation 窒息	0	3 (3)
Contact with hot surface or substance 觸及灼熱表面或物質	24	20
Injured by animal 被動物所傷	2	3
Injured in workplace violence 於工作場所暴力事件中受傷	0	0
Others 其他類別	28	26
Total 總計	3 548 (25)	3 400 (16)

Notes:

1. Industrial accidents refer to injuries and deaths arising from industrial activities in an industrial undertaking as defined under the Factories and Industrial Undertakings Ordinance. Since 1.1.1998, Labour Department has used the date of occurrence of an injury as the basis for computing work injury statistics instead of the date of reporting in order to reflect more accurately the number of work injuries occurring in the year.
2. Figures in brackets denote the number of fatalities.
3. The above accident figures are recorded as at 29 March 2007.

註釋:

1. 工業意外是指在《工廠及工業經營條例》所界定的工業經營內發生的受傷或死亡意外，而這些意外是因工業活動而引致的。由1998年1月1日開始，勞工處採用個案發生日期替代個案呈報日期作為編算工作傷亡統計數據的基礎，以便更準確地反映所述時段內發生的工傷個案。
2. 括號內的數字顯示死亡人數。
3. 上列意外數字為截至二零零七年三月二十九日所記錄的數字。



**Industrial Accidents in Catering Industry
in 2006**

- analysed by Type of Accident -

二零零六年飲食業之工業意外個案以意外類別分析

Type of Accident 意外類別		2005 二零零五年	2006 二零零六年
Trapped in or between objects	受困於物件之內或物件之間	104	122
Injured whilst lifting or carrying	提舉或搬運物件時受傷	1 137	1 192
Slip, trip or fall on same level	滑倒、絆倒或在同一高度跌倒	1 255	1 443
Fall of person from height	人體從高處墮下	43	52
Striking against fixed or stationary object	與固定或不動的物件碰撞	757	810
Striking against or struck by moving object	被移動物件或與移動物件碰撞	683	637
Stepping on object	踏在物件上	13	10
Exposure to or contact with harmful substance	暴露於有害物質中或接觸有害物質	63	69
Contact with electricity or electric discharge	觸電或接觸放出的電流	0	4
Trapped by collapsing or overturning object	受困於倒塌或翻側的物件	2	0
Struck by falling object	遭墮下的物件撞擊	58	44
Struck by moving vehicle	遭移動中的車輛撞倒	36	40
Contact with moving machinery or object being machined	觸及開動中的機器或觸及以機器製造中的物件	98	110
Drowning	遇溺	0	0
Exposure to fire	火警燒傷	14	15
Exposure to explosion	爆炸受傷	1	3
Injured by hand tool	被手工具所傷	2 307	2 420
Injured by fall of ground	泥土傾瀉受傷	0	0
Asphyxiation	窒息	0	0
Contact with hot surface or substance	觸及灼熱表面或物質	2 216	2 213
Injured by animal	被動物所傷	97	81
Injured in workplace violence	於工作場所暴力事件中受傷	0	0
Others	其他類別	18	29
Total	總計	8 902	9 294

Notes:

1. Industrial accidents refer to injuries and deaths arising from industrial activities in an industrial undertaking as defined under the Factories and Industrial Undertakings Ordinance. Since 1.1.1998, Labour Department has used the date of occurrence of an injury as the basis for computing work injury statistics instead of the date of reporting in order to reflect more accurately the number of work injuries occurring in the year.
2. Figures in brackets denote the number of fatalities.
3. The above accident figures are recorded as at 29 March 2007.

註釋:

1. 工業意外是指在《工廠及工業經營條例》所界定的工業經營內發生的受傷或死亡意外，而這些意外是因工業活動而引致的。由1998年1月1日開始，勞工處採用個案發生日期替代個案呈報日期作為編算工作傷亡統計數據的基礎，以便更準確地反映所述時段內發生的工傷個案。
2. 括號內的數字顯示死亡人數。
3. 上列意外數字為截至二零零七年三月二十九日所記錄的數字。



Statistics of Confirmed Occupational Diseases (excluding Silicosis, Asbestos-related Diseases, Occupational Deafness and Gas Poisoning) by Industry in 2006

二零零六年各行業中經證實為職業病的個案數字統計(矽肺病、石棉沉着病、職業性失聰及氣體中毒除外)

Industries 行業	Occupational Disease Codes (2005)						Occupational Disease Codes (2006)						
	職業病譯碼(二零零五年)						職業病譯碼(二零零六年)						
	3	8	14	16	40	Total 總數	3	8	14	32	40	48	Total 總數
Agriculture and Fishing 農業及捕魚業	0	1	0	0	0	1	0	0	0	0	0	0	0
Mining and Quarrying 採礦及採石業	0	0	0	0	0	0	0	0	0	0	0	0	0
Manufacturing 製造業	1	11	0	0	0	12	0	6	0	1	1	0	8
Electricity and Gas 電力及燃氣業	0	0	0	0	0	0	0	0	0	0	0	0	0
Construction sites 建築地盤	0	2	0	0	2	4	0	3	0	0	0	0	3
Wholesales, retail and import/export trades, restaurants & hotels 批發、零售、進出口貿易、飲食及酒店	0	16	0	5	6	27	0	18	0	0	4	0	22
Transport, storage and communications 運輸、倉庫及通訊業	0	4	0	0	0	4	1	8	0	0	0	0	9
Financing, insurance, real estate and Business services 金融、保險、地產及商用服務業	0	7	0	0	0	7	0	2	0	0	0	1	3
Community, Social & Personal Services 社區、社會及個人服務業	0	34	30	1	2	67	0	26	18	0	3	0	47
Total 總數	1	75	30	6	10	122	1	63	18	1	8	1	92

Occupational Disease Codes

3 = Compressed Air Illness
8 = Tenosynovitis of Hand or Forearm
14 = Tuberculosis
16 = Streptococcus Suis Infection
32 = Cadmium Poisoning
40 = Occupational Dermatitis
48 = Carpal Tunnel Syndrome

職業病譯碼

3 = 氣壓病
8 = 手部或前臂腱鞘炎
14 = 結核病
16 = 豬型鏈球菌感染
32 = 鎘中毒
40 = 職業性皮膚炎
48 = 腕管綜合症

Notes:

- 1) For information on silicosis and asbestos-related diseases, please refer to the Pneumoconiosis Compensation Fund Board
- 2) For information on occupational deafness, please refer to the Occupational Deafness Compensation Board

附註：

- 1) 有關矽肺病及石棉沉着病，請參考肺塵埃沉着病補償基金委員會所發表的資料。
- 2) 有關職業性失聰，請參考職業性失聰補償管理局所發表的資料。



Number of Confirmed Occupational Diseases in 2006

二零零六年經證實為職業病的個案數字

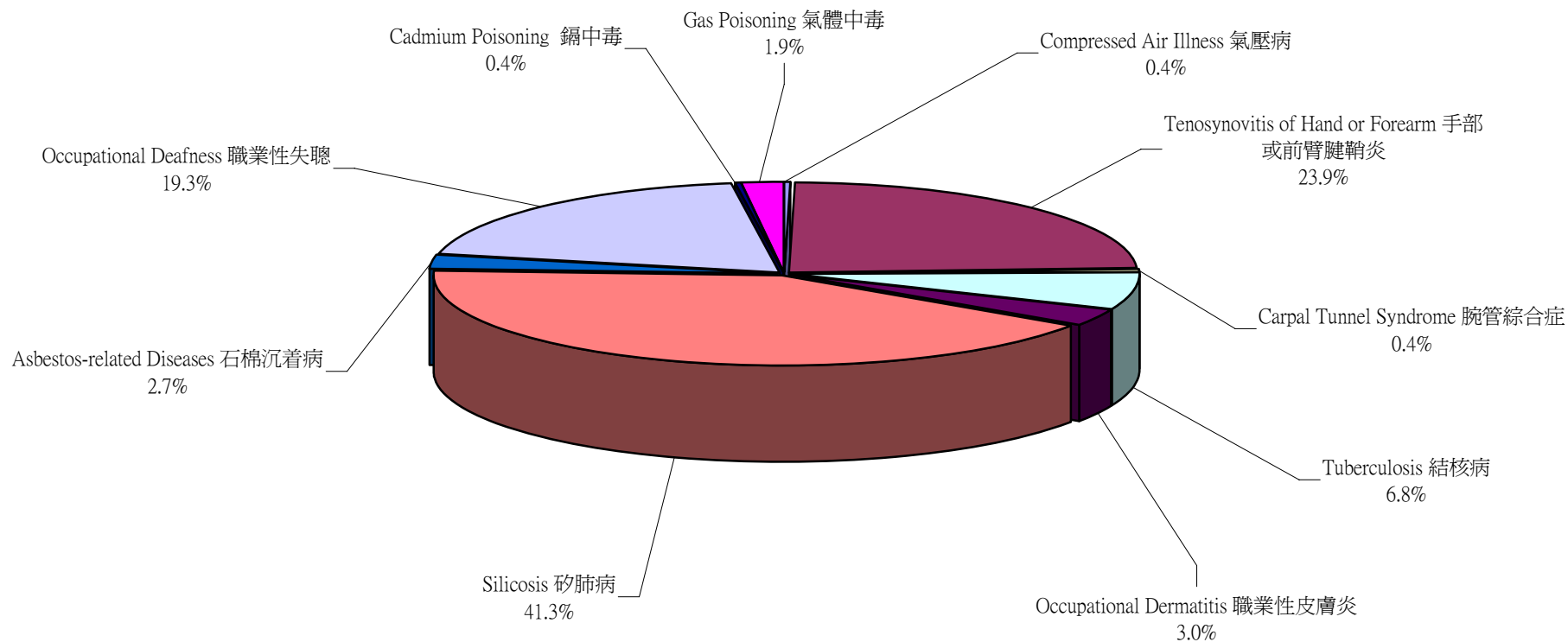
Occupational Disease 職業病	2005 二零零五年	2006 二零零六年
Compressed Air Illness 氣壓病	1	1
Tenosynovitis of Hand or Forearm 手部或前臂腱鞘炎	75	63
Carpal Tunnel Syndrome 腕管綜合症	0	1
Tuberculosis 結核病	30	18
Occupational Dermatitis 職業性皮膚炎	10	8
Silicosis 矽肺病	68	109
Asbestos-related Diseases 石棉沉着病	2	7
Occupational Deafness 職業性失聰	60	51
Cadmium Poisoning 鎘中毒	0	1
Streptococcus Suis Infection 豬型鏈球菌感染	6	0
Gas Poisoning 氣體中毒 ¹	4 (3)	5 (3)
Total 總數	256	264

Note 1 : The figure in bracket denotes the number of incidents

附註 1：括號中的數字為事件次數。



二零零六年經證實為職業病的個案數字
Number of Confirmed Occupational Diseases in 2006



Compressed Air Illness 氣壓病	Tenosynovitis of Hand or Forearm 手部或前臂腱鞘炎	Carpal Tunnel Syndrome 腕管綜合症
Tuberculosis 結核病	Occupational Dermatitis 職業性皮膚炎	Silicosis 矽肺病
Asbestos-related Diseases 石棉沉着病	Occupational Deafness 職業性失聰	Cadmium Poisoning 鎘中毒
Gas Poisoning 氣體中毒		



Industrial Accidents in Construction Industry (1997 - 2006) 建造業之工業意外數字(1997 - 2006)

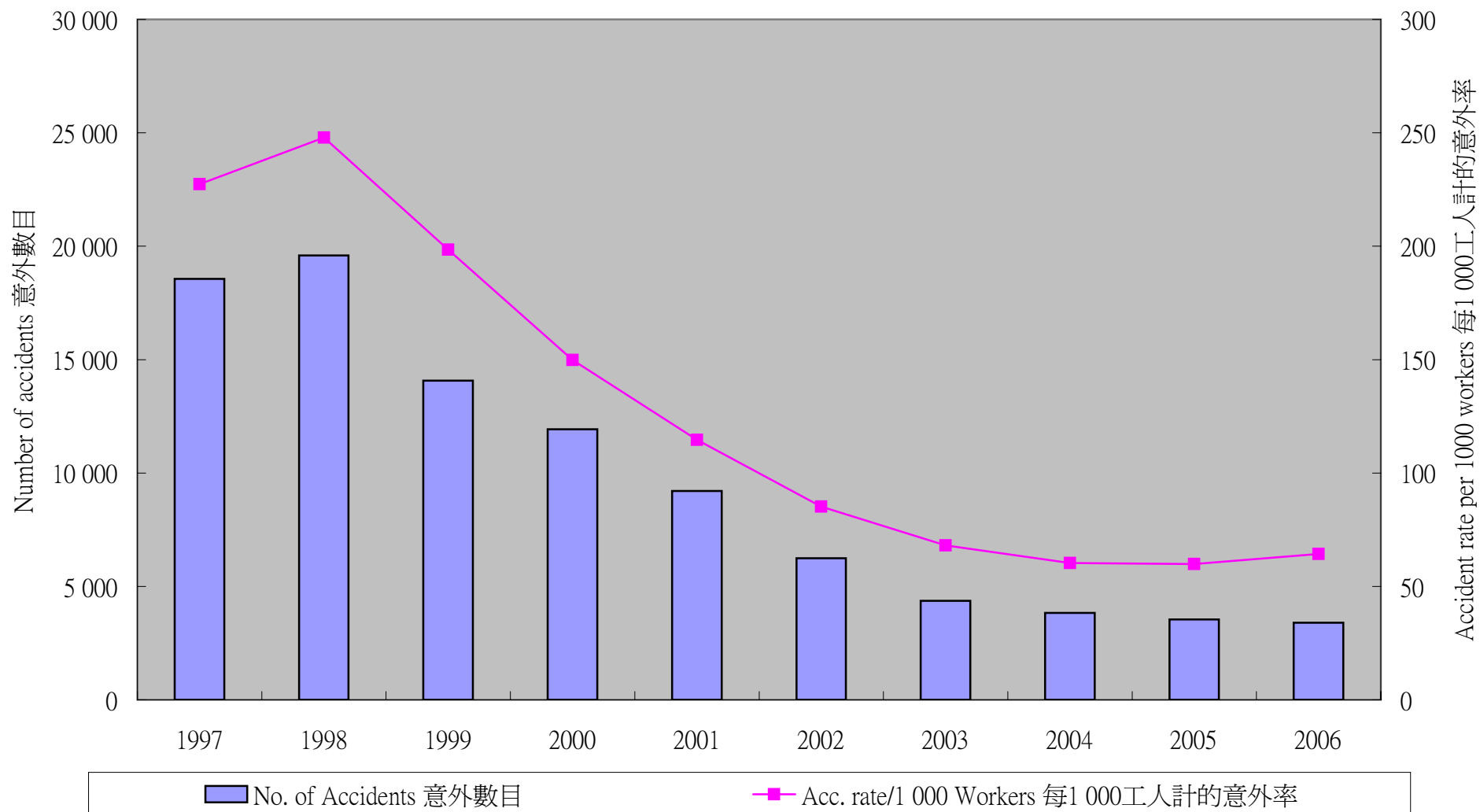
	1997	1998	1999	2000	2001	2002	2003	2004	2005	2006
No. of Accidents 意外數目	18 559	19 588	14 078	11 925	9 206	6 239	4 367	3 833	3 548	3 400
No. of Fatalities 致命意外數目	41	56	47	29	28	24	25	17	25	16
*Total No. of Workers *工人總數	81 629	79 007	70 941	79 599	80 302	73 223	64 112	63 520	59 266	52 865
Acc. rate/1 000 Workers 每1 000工人計的意外率	227.4	247.9	198.4	149.8	114.6	85.2	68.1	60.3	59.9	64.3
Fatality rate/1 000 Workers 每1 000工人計的致命意外率	0.502	0.709	0.663	0.364	0.349	0.328	0.390	0.268	0.422	0.303

*The total no. of workers only covers manual workers on construction sites.

*工人總數只包括在建築地盤工作的工人



建造業之工業意外數字(1997 - 2006)
Industrial Accidents in Construction Industry (1997 - 2006)



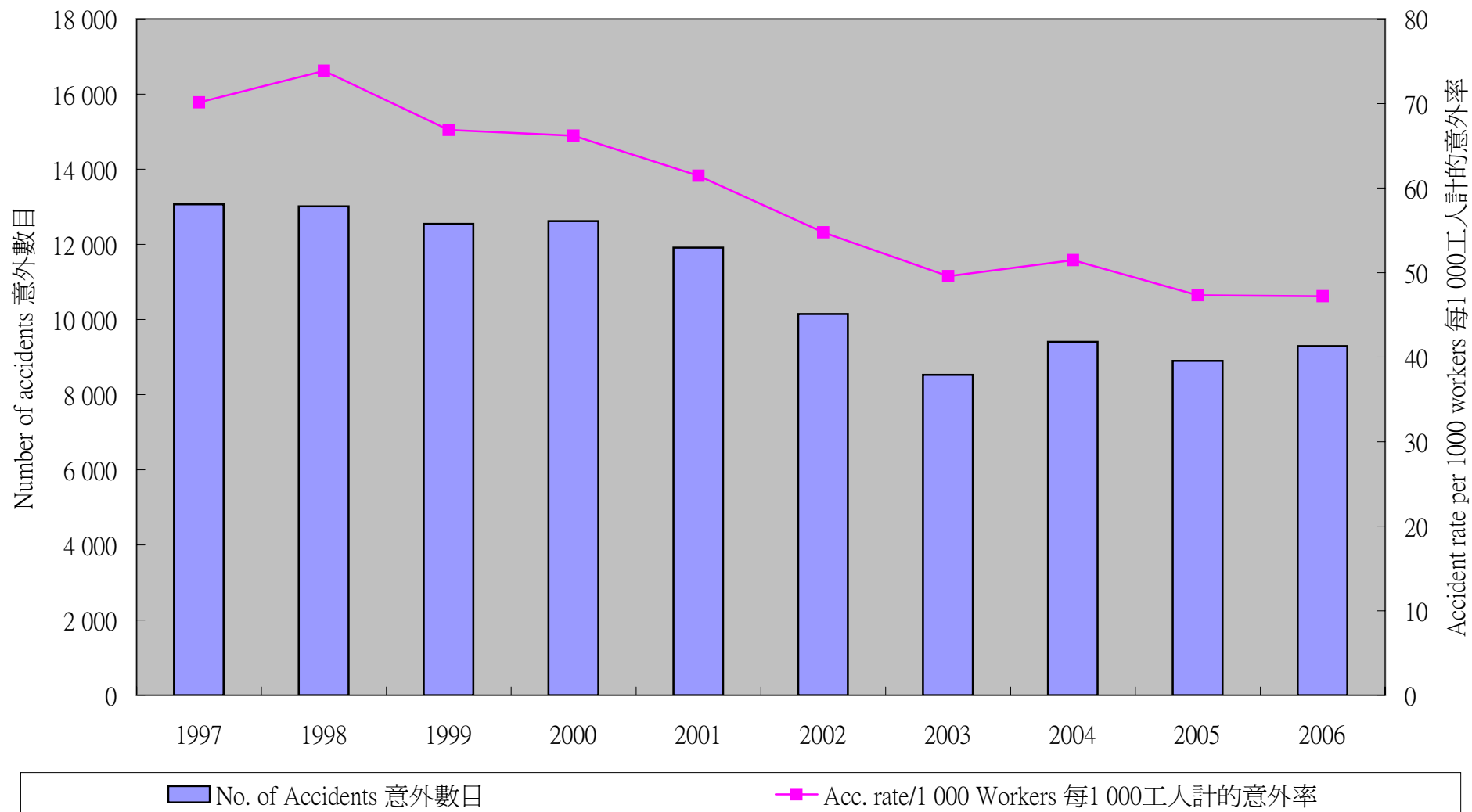


Industrial Accidents in Catering Industry (1997 - 2006) 飲食業之工業意外數字(1997 - 2006)

	1997	1998	1999	2000	2001	2002	2003	2004	2005	2006
No. of Accidents 意外數目	13 069	13 011	12 549	12 621	11 914	10 149	8 527	9 410	8 902	9 294
No. of Fatalities 致命意外數目	0	0	0	2	0	0	0	0	0	0
Total No. of Workers 工人總數	186 350	176 140	187 614	190 685	193 881	185 395	171 999	182 791	188 157	196 935
Acc. rate/1 000 Workers 每1 000工人計的意外率	70.1	73.9	66.9	66.2	61.5	54.7	49.6	51.5	47.3	47.2
Fatality rate/1 000 Workers 每1 000工人計的致命意外率	---	---	---	0.010	---	---	---	---	---	---



飲食業之工業意外數字(1997 - 2006)
Industrial Accidents in Catering Industry (1997 - 2006)



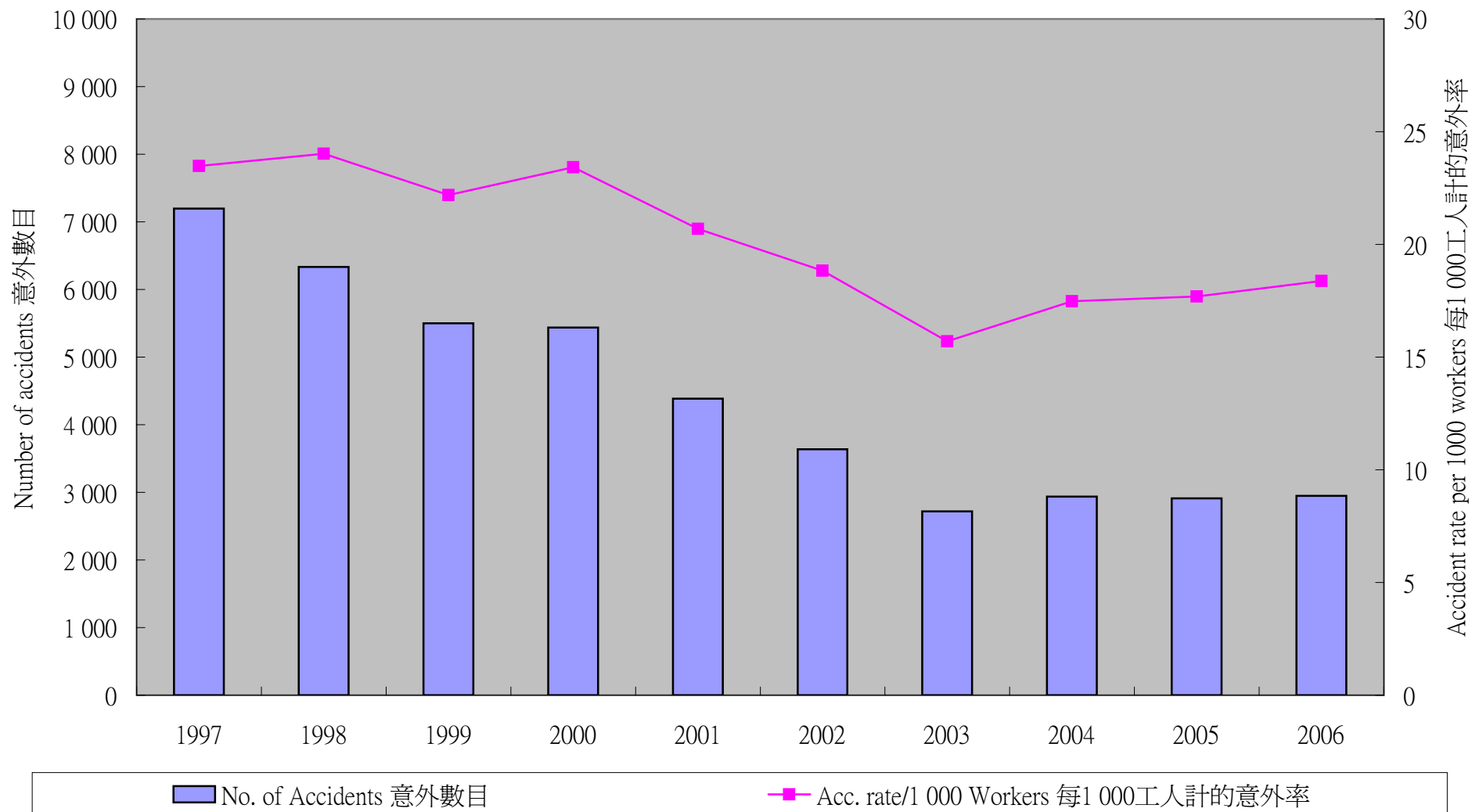


Industrial Accidents in Manufacturing Industry (1997 - 2006) 製造業之工業意外數字(1997 - 2006)

	1997	1998	1999	2000	2001	2002	2003	2004	2005	2006
No. of Accidents 意外數目	7 196	6 334	5 499	5 436	4 385	3 636	2 719	2 936	2 912	2 949
No. of Fatalities 致命意外數目	4	2	2	3	3	0	2	2	0	6
Total No. of Workers 工人總數	306 510	263 714	247 830	232 039	211 995	193 013	173 133	167 952	164 668	160 505
Acc. rate/1 000 Workers 每1 000工人計的意外率	23.5	24.0	22.2	23.4	20.7	18.8	15.7	17.5	17.7	18.4
Fatality rate/1 000 Workers 每1 000工人計的致命意外率	0.013	0.008	0.008	0.013	0.014	---	0.012	0.012	---	0.037



製造業之工業意外數字(1997 - 2006)
Industrial Accidents in Manufacturing Industry (1997 - 2006)





Industrial Accidents in Major Industries (1997 - 2006)

主要行業之工業意外數字(1997 - 2006)

	1997	1998	1999	2000	2001	2002	2003	2004	2005	2006
No. of Accidents 意外數目										
Construction Industry 建造業	18 559	19 588	14 078	11 925	9 206	6 239	4 367	3 833	3 548	3 400
Catering Industry 飲食業	13 069	13 011	12 549	12 621	11 914	10 149	8 527	9 410	8 902	9 294
Manufacturing Industry 製造業	7 196	6 334	5 499	5 436	4 385	3 636	2 719	2 936	2 912	2 949
Acc. Rate/1 000 Workers 每1 000工人計的意外率										
Construction Industry 建造業	227.4	247.9	198.4	149.8	114.6	85.2	68.1	60.3	59.9	64.3
Catering Industry 飲食業	70.1	73.9	66.9	66.2	61.5	54.7	49.6	51.5	47.3	47.2
Manufacturing Industry 製造業	23.5	24.0	22.2	23.4	20.7	18.8	15.7	17.5	17.7	18.4

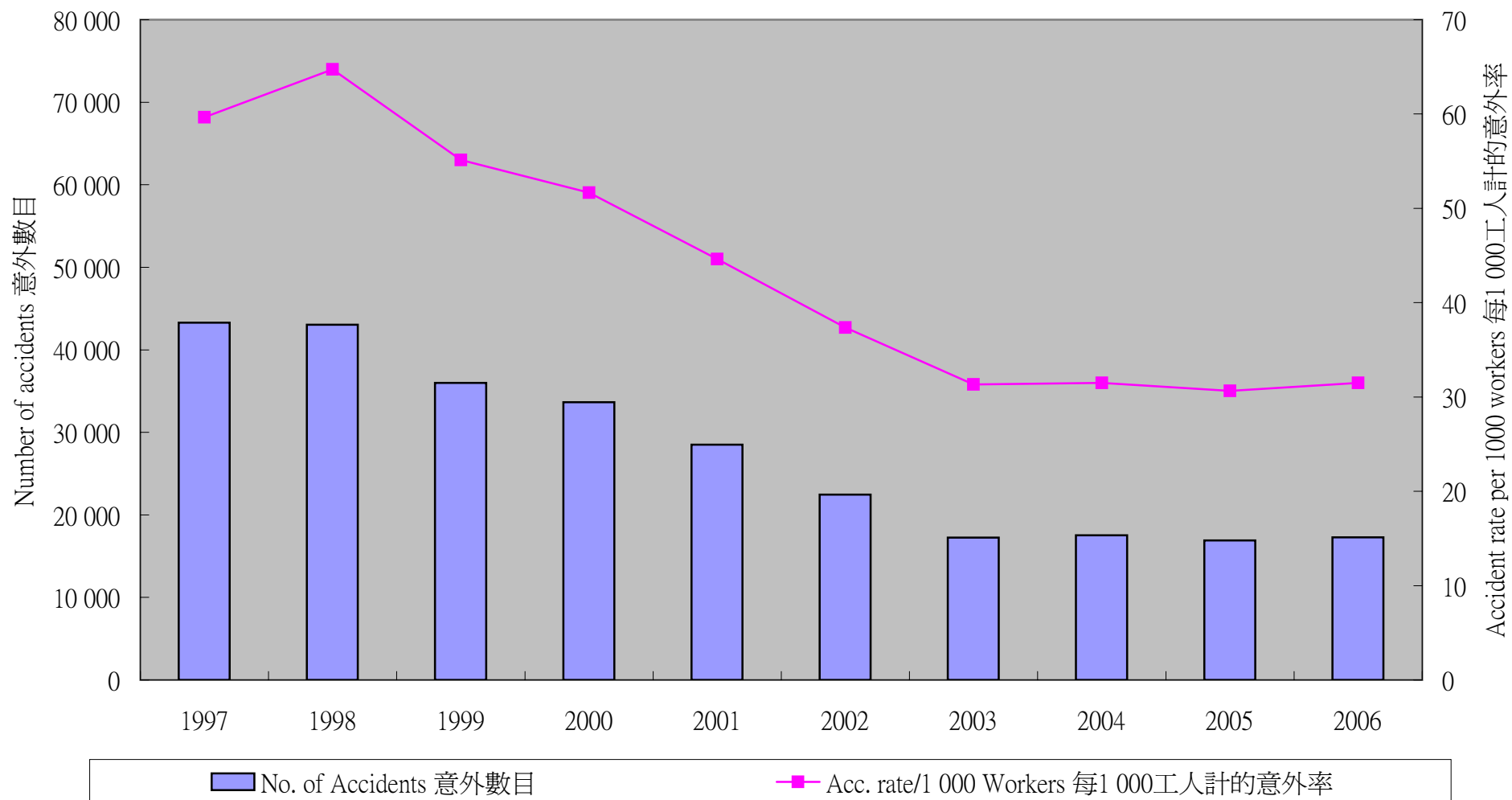


Industrial Accidents in All Industries (1997 - 2006)
所有行業之工業意外數字(1997 - 2006)

	1997	1998	1999	2000	2001	2002	2003	2004	2005	2006
No. of Accidents 意外數目	43 305	43 034	35 986	33 652	28 518	22 453	17 249	17 533	16 917	17 286
No. of Fatalities 致命意外數目	58	68	52	43	34	25	28	24	29	26
Total No. of Workers 工人總數	725 992	664 751	652 931	651 441	638 978	600 781	550 655	556 572	552 160	549 109
Acc. rate/1 000 Workers 每1 000工人計的意外率	59.6	64.7	55.1	51.7	44.6	37.4	31.3	31.5	30.6	31.5
Fatality rate/1 000 Workers 每1 000工人計的致命意外率	0.080	0.102	0.080	0.066	0.053	0.042	0.051	0.043	0.053	0.047



所有行業之工業意外數字(1997 - 2006)
Industrial Accidents in All Industries (1997 - 2006)





Number of Confirmed Occupational Diseases (1997 - 2006)

1997 - 2006 經證實為職業病的個案數字

Occupational Disease	職業病	1997	1998	1999	2000	2001	2002	2003	2004	2005	2006
Radiation Illness	放射病	0	0	0	1	0	0	0	0	0	0
Compressed Air Illness	氣壓病	1	3	3	6	11	4	2	0	1	1
Cramp of Hand or Forearm	手部或前臂痙攣	1	0	0	0	0	0	0	0	0	0
Tenosynovitis of Hand or Forearm	手部或前臂腱鞘炎	54	71	54	81	90	35	34	43	75	63
Carpal Tunnel Syndrome	腕管綜合症	0	0	1	2	0	1	0	1	0	1
Tuberculosis	結核病	10	39	57	39	41	29	30	42	30	18
Streptococcus suis Infection	豬型鏈球菌感染	0	0	1	0	1	0	0	1	6	0
Occupational Dermatitis	職業性皮膚炎	25	34	21	17	24	29	10	7	10	8
Occupational Asthma	職業性哮喘病	0	0	0	0	0	3	1	0	0	0
Silicosis	矽肺病	118	104	137	105	122	110	74	69	68	109
Asbestos-Related Disease	石棉沉着病	7	5	15	11	9	9	6	4	2	7
Occupational Deafness	職業性失聰	314	631	388	206	121	114	74	52	60	51
Infammation or Ulceration of the Mucous Membrane of the Upper Respiratory Passages or Mouth produced by Dust, Liquid or Vapour	因塵埃、液體或蒸氣引致上呼吸道或口腔的黏膜發炎或潰瘍	2	4	0	0	0	0	1	1	0	0
Cadmium Poisoning	鎘中毒	0	0	0	0	0	0	0	3	0	1
Gas Poisoning ¹	氣體中毒 ¹	23 (9)	57 (8)	57 (9)	36 (15)	11 (6)	30 (9)	26 (7)	28 (10)	4 (3)	5 (3)
Total	總數	555	948	734	504	430	364	258	251	256	264

Note 1: The figure in bracket denotes the number of incidents.

附註1：括號中的數字為事件次數。



Occupational Injuries and Injury Rates in All Economic Activities in 1997 - 2006

一九九七年至二零零六年 所有經濟行業之職業傷亡個案及傷亡率

	1997	1998	1999	2000	2001	2002	2003	2004	2005	2006
Number of occupational injuries 傷亡個案	62 776	63 526	58 841	58 092	53 719	47 023	42 022	44 025	44 267	46 937
Injury rate per 1 000 employees 每1 000僱員計之傷亡率	24.9	26.7	24.3	23.3	21.6	19.2	17.7	18.1	17.8	18.4



一九九七年至二零零六年 所有經濟行業之職業傷亡個案及傷亡率
Occupational Injuries and Injury Rates in All Economic Activities in 1997 - 2006

