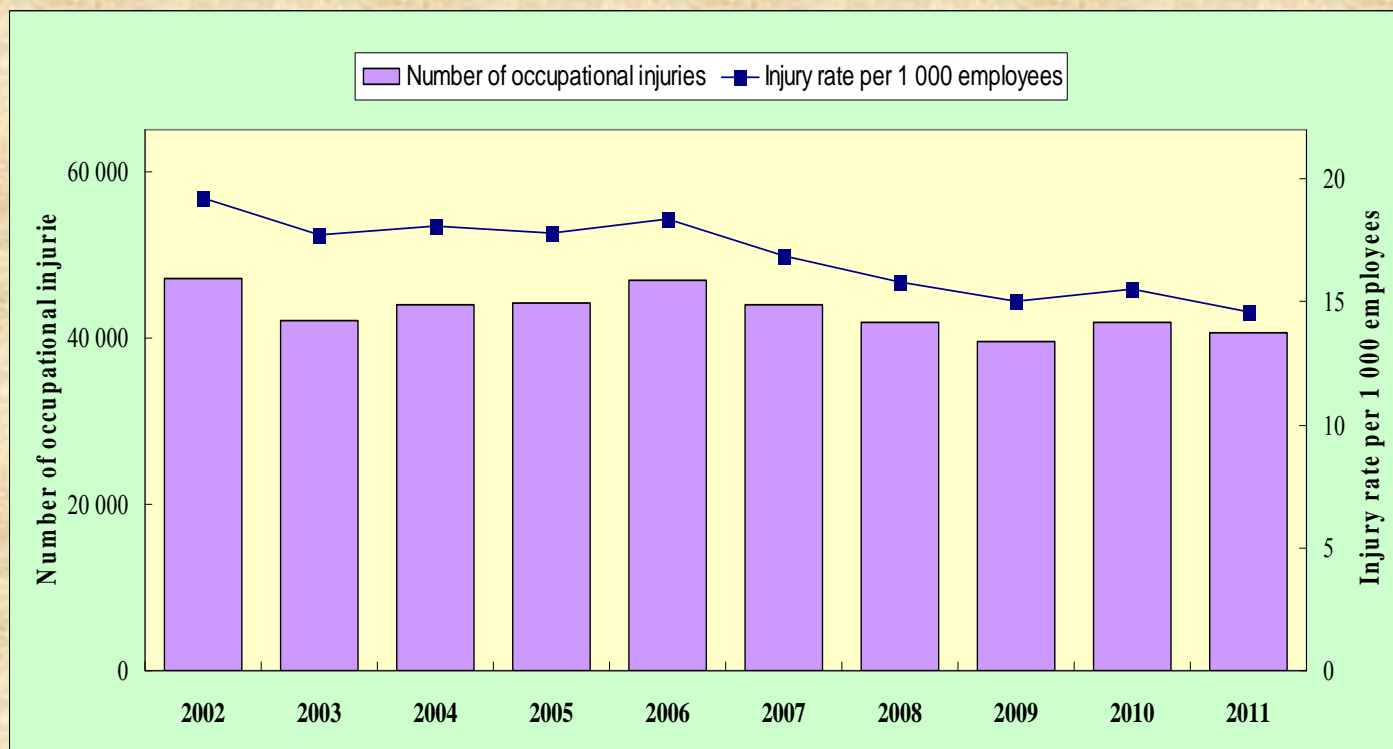


# Occupational Safety and Health Statistics 2011



Occupational Safety and Health Branch  
Labour Department  
August 2012





# Occupational Safety and Health Statistics

## Introduction

Statistics in this section provide information and analysis on work-related accidents and occupational diseases in Hong Kong. They also provide recent accident trends by economic sectors and selected industries. Employers, employees and occupational safety and health practitioners may use them to measure the performance in their own organisations against the overall accident rates and the industry average. We hope that such information will help individual establishments manage their occupational safety and health programmes better and improve their safety performance.

## Definitions and further information

**Occupational injuries** (including industrial accidents) are injury cases arising from work accidents, resulting in death or incapacity for work of over three days, and reported under the Employees' Compensation Ordinance.

**Industrial accidents** refer to injuries and deaths arising from industrial activities in industrial undertakings as defined under the Factories and Industrial Undertakings Ordinance.

**Occupational diseases** are the confirmed occupational diseases reported under the Employees' Compensation Ordinance, the Occupational Deafness (Compensation) Ordinance and the Pneumoconiosis and Mesothelioma (Compensation) Ordinance.

Injury rate per 1 000 employees is calculated by:

$$\frac{\text{Number of occupational injuries}}{\text{*Employment size}} \times 1\,000$$

Accident rate per 1 000 workers is calculated by:

$$\frac{\text{Number of industrial accidents}}{\text{*Employment size}} \times 1\,000$$

\* Employment size are based on the Quarterly Report of Employment and Vacancies published by the Census and Statistics Department.



**The components that form the statistics may vary from country to country in respect of the legal requirements in the reporting of accidents and occupational diseases, the economic sectors covered and the definition of workforce. Accident and occupational disease statistics of different countries may not be directly comparable and should therefore be interpreted with care.**

Note :

Since 2009, the Quarterly Survey of Employment and Vacancies conducted by the Census and Statistics Department has been enhanced to adopt the Hong Kong Standard Industrial Classification (HSIC) Version 2.0 to replace the HSIC Version 1.1 in compiling the statistics on the number of establishments, persons engaged and vacancies. Thenceforth all the statistics contained in the Quarterly Report of Employment and Vacancies Statistics are in HSIC Version 2.0.

The OSH statistics from 2009 onwards are compiled based on HSIC Version 2.0 and may not be strictly comparable to those published previously under HSIC Version 1.1.

For enquiry or further information relating to the accident statistics, please contact the Accident Analysis and Information Division at  
Tel: 2815 0678 or Fax: 2541 8537

For enquiry or further information relating to occupational disease statistics, please contact the Occupational Medicine Division (Health Promotion) at  
Tel: 2852 4041 or Fax: 2581 2049

For complaints regarding unsafe workplaces and practices,  
please call the Accident Analysis and Information Division at Tel: 2542 2172  
All complaints will be treated in the strictest confidence

Email : [enquiry@labour.gov.hk](mailto:enquiry@labour.gov.hk)

Web site: <http://www.labour.gov.hk>



**Occupational Injuries in All Workplaces  
in 2011  
- analysed by Industry Section**

二零一一年所有工作地點之職業傷亡個案 - 按行業主類分析

Industry Section 行業主類		2010 二零一零年		2011 二零一一年	
Agriculture, forestry and fishing	農業、林業及漁業	21		22	
Mining and quarrying	採礦及採石業	0		1	
Manufacturing	製造業	2 838	(14)	2 757	(14)
Electricity, gas and waste management	電力、燃氣及廢棄物管理	226	(5)	212	(4)
Construction	建造業	2 965	(26)	3 188	(46)
Import/export, wholesale and retail trades	進出口貿易、批發及零售業	4 661	(18)	4 424	(12)
Transportation, storage, postal and courier services	運輸、倉庫、郵政及速遞服務	5 227	(30)	5 036	(29)
Accommodation and food services	住宿及膳食服務	9 580	(14)	9 144	(11)
Information and communications	資訊及通訊	364	(5)	372	
Financing and insurance	金融及保險	239	(1)	199	
Real estate	地產	2 073	(13)	2 080	(9)
Professional and business services	專業及商用服務	4 564	(31)	4 569	(39)
Public administration, and social and personal services	公共行政以及社會及個人服務	8 791	(18)	8 264	(23)
Other industries	其他行業	358	(8)	310	(4)
<b>TOTAL</b>	<b>總數</b>	<b>41 907</b>	<b>(183)</b>	<b>40 578</b>	<b>(191)</b>

## Notes:

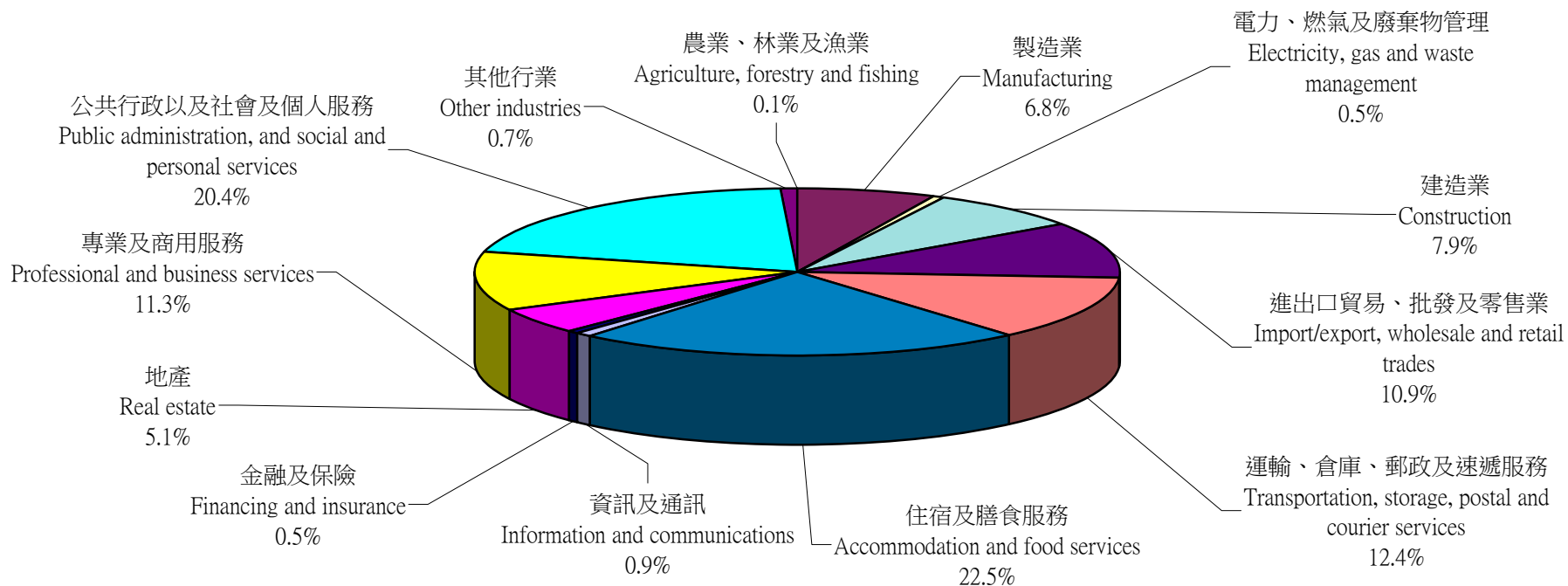
- Occupational injuries (including industrial accidents) are injury cases arising from work accidents, resulting in death or incapacity for work of over three days, and reported under the Employees' Compensation Ordinance.
- Figures in brackets denote the number of fatalities.
- The above injury figures are recorded as at 30 March 2012.
- The above statistics are compiled based on the Hong Kong Standard Industrial Classification Version 2.0.

## 註釋:

- 職業傷亡個案是指根據《僱員補償條例》呈報由工作意外引致死亡或失去工作能力三天以上的受傷個案(包括工業意外個案)。
- 括號內的數字顯示死亡人數。
- 上列傷亡數字為截至2012年3月30日所記錄的數字。
- 以上的統計數字是按《香港標準行業分類2.0版》編製。



**二零一一年所有工作地點之職業傷亡個案 - 按行業主類分析**  
**Occupational Injuries in All Workplaces in 2011 - analysed by Industry Section**



■ Agriculture, forestry and fishing 農業、林業及漁業	■ Manufacturing 製造業
■ Electricity, gas and waste management 電力、燃氣及廢棄物管理	■ Construction 建造業
■ Import/export, wholesale and retail trades 進出口貿易、批發及零售業	■ Transportation, storage, postal and courier services 運輸、倉庫、郵政及速遞服務
■ Accommodation and food services 住宿及膳食服務	■ Information and communications 資訊及通訊
■ Financing and insurance 金融及保險	■ Real estate 地產
■ Professional and business services 專業及商用服務	■ Public administration, and social and personal services 公共行政以及社會及個人服務
■ Other industries 其他行業	



**Occupational Injuries in All Workplaces  
in 2011  
- analysed by Type of Accident**

**二零一一年所有工作地點之職業傷亡個案 - 按意外類別分析**

Type of Accident 意外類別		2010 二零一零年		2011 二零一一年	
Trapped in or between objects	受困於物件之內或物件之間	1 111	(3)	1 106	(1)
Injured whilst lifting or carrying	提舉或搬運物件時受傷	9 554		9 198	
Slip, trip or fall on same level	滑倒、絆倒或在同一高度跌倒	10 060		9 737	
Fall of person from height	人體從高處墮下	1 633	(15)	1 456	(21)
Striking against fixed or stationary object	與固定或不動的物件碰撞	3 519		3 258	
Striking against or struck by moving object	被移動物件或與移動物件碰撞	3 688	(3)	3 658	(8)
Stepping on object	踏在物件上	194		182	
Exposure to or contact with harmful substance	暴露於有害物質中或接觸有害物質	287		257	(1)
Contact with electricity or electric discharge	觸電或接觸放出的電流	25	(1)	22	(2)
Trapped by collapsing or overturning object	受困於倒塌或翻側的物件	5	(1)	10	(3)
Struck by falling object	遭墮下的物件撞擊	405		331	(3)
Struck by moving vehicle	遭移動中的車輛撞倒	2 348	(25)	2 433	(30)
Contact with moving machinery or object being machined	觸及開動中的機器或觸及以機器製造中的物件	796	(2)	694	
Drowning	遇溺	4	(4)	2	(2)
Exposure to fire	火警燒傷	45	(1)	57	
Exposure to explosion	爆炸受傷	22		17	(1)
Injured by hand tool	被手工具所傷	3 208		3 038	
Injured by fall of ground	泥土傾瀉受傷	0		1	
Asphyxiation	窒息	0		0	
Contact with hot surface or substance	觸及灼熱表面或物質	2 355		2 289	
Injured by animal	被動物所傷	390		428	
Injured in workplace violence	於工作場所暴力事件中受傷	853	(5)	829	(2)
Others	其他類別	1 405	(123)	1 575	(117)
<b>TOTAL</b>	<b>總數</b>	<b>41 907</b>	<b>(183)</b>	<b>40 578</b>	<b>(191)</b>

## Notes:

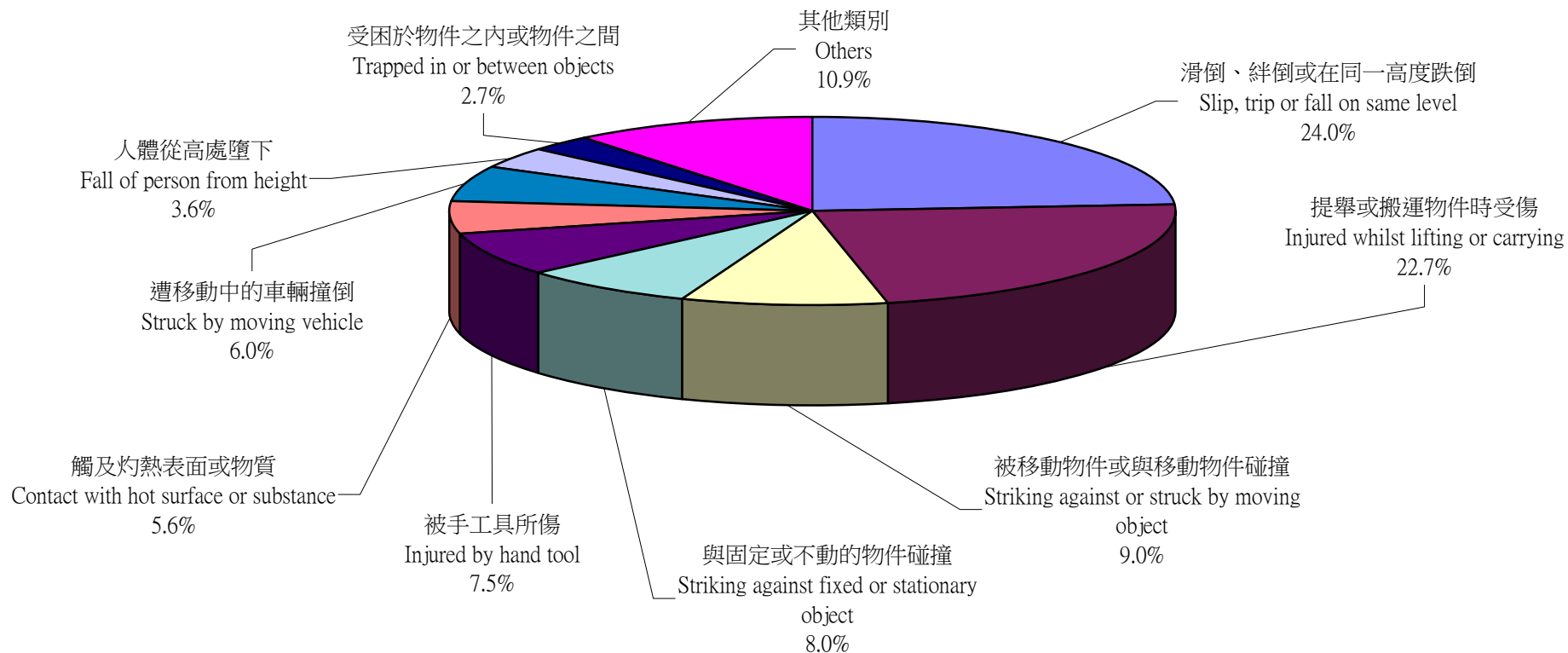
- Occupational injuries (including industrial accidents) are injury cases arising from work accidents, resulting in death or incapacity for work of over three days, and reported under the Employees' Compensation Ordinance.
- Figures in brackets denote the number of fatalities.
- The above injury figures are recorded as at 30 March 2012.

## 註釋:

- 職業傷亡個案是指根據《僱員補償條例》呈報由工作意外引致死亡或失去工作能力三天以上的受傷個案(包括工業意外個案)。
- 括號內的數字顯示死亡人數。
- 上列傷亡數字為截至2012年3月30日所記錄的數字。



**二零一一年所有工作地點之職業傷亡個案以意外類別分析**  
**Occupational Injuries in All Workplaces in 2011 - analysed by Type of Accident**



Slip, trip or fall on same level 滑倒、絆倒或在同一高度跌倒	Injured whilst lifting or carrying 提舉或搬運物件時受傷
Striking against or struck by moving object 被移動物件或與移動物件碰撞	Striking against fixed or stationary object 與固定或不動的物件碰撞
Injured by hand tool 被手工具所傷	Contact with hot surface or substance 觸及灼熱表面或物質
Struck by moving vehicle 遭移動中的車輛撞倒	Fall of person from height 人體從高處墮下
Trapped in or between objects 受困於物件之內或物件之間	Others 其他類別



**Occupational Injuries in Manufacturing Industry  
in 2011  
- analysed by Type of Accident**

**二零一一年製造業之職業傷亡個案 - 按意外類別分析**

Type of Accident 意外類別		2010 二零一零年	2011 二零一一年
Trapped in or between objects	受困於物件之內或物件之間	95	100
Injured whilst lifting or carrying	提舉或搬運物件時受傷	745	742
Slip, trip or fall on same level	滑倒、絆倒或在同一高度跌倒	508	541
Fall of person from height	人體從高處墮下	104	82 (1)
Striking against fixed or stationary object	與固定或不動的物件碰撞	257	253
Striking against or struck by moving object	被移動物件或與移動物件碰撞	316	291 (4)
Stepping on object	踏在物件上	20	11
Exposure to or contact with harmful substance	暴露於有害物質中或接觸有害物質	23	34
Contact with electricity or electric discharge	觸電或接觸放出的電流	1	2
Trapped by collapsing or overturning object	受困於倒塌或翻側的物件	0	1
Struck by falling object	遭墮下的物件撞擊	33	19
Struck by moving vehicle	遭移動中的車輛撞倒	149 (2)	133 (2)
Contact with moving machinery or object being machined	觸及開動中的機器或觸及以機器製造中的物件	213	200
Drowning	遇溺	0	0
Exposure to fire	火警燒傷	5	1
Exposure to explosion	爆炸受傷	0	1
Injured by hand tool	被手工具所傷	174	163
Injured by fall of ground	泥土傾瀉受傷	0	0
Asphyxiation	窒息	0	0
Contact with hot surface or substance	觸及灼熱表面或物質	112	110
Injured by animal	被動物所傷	5	1
Injured in workplace violence	於工作場所暴力事件中受傷	11 (1)	4
Others	其他類別	67 (11)	68 (7)
<b>TOTAL</b>	<b>總數</b>	<b>2 838 (14)</b>	<b>2 757 (14)</b>

## Notes:

- Occupational injuries (including industrial accidents) are injury cases arising from work accidents, resulting in death or incapacity for work of over three days, and reported under the Employees' Compensation Ordinance.
- Figures in brackets denote the number of fatalities.
- The above injury figures are recorded as at 30 March 2012.

## 註釋:

- 職業傷亡個案是指根據《僱員補償條例》呈報由工作意外引致死亡或失去工作能力三天以上的受傷個案(包括工業意外個案)。
- 括號內的數字顯示死亡人數。
- 上列傷亡數字為截至2012年3月30日所記錄的數字。





**Occupational Injuries in Construction Industry  
in 2011  
- analysed by Type of Accident**

**二零一一年建造業之職業傷亡個案 - 按意外類別分析**

Type of Accident 意外類別		2010 二零一零年	2011 二零一一年
Trapped in or between objects	受困於物件之內或物件之間	85	106 (1)
Injured whilst lifting or carrying	提舉或搬運物件時受傷	551	606
Slip, trip or fall on same level	滑倒、絆倒或在同一高度跌倒	581	649
Fall of person from height	人體從高處墮下	407 (6)	390 (10)
Striking against fixed or stationary object	與固定或不動的物件碰撞	305	280
Striking against or struck by moving object	被移動物件或與移動物件碰撞	443	522 (3)
Stepping on object	踏在物件上	27	30
Exposure to or contact with harmful substance	暴露於有害物質中或接觸有害物質	7	20
Contact with electricity or electric discharge	觸電或接觸放出的電流	7 (1)	6 (2)
Trapped by collapsing or overturning object	受困於倒塌或翻側的物件	1	8 (2)
Struck by falling object	遭墮下的物件撞擊	75	73 (3)
Struck by moving vehicle	遭移動中的車輛撞倒	23 (2)	25 (2)
Contact with moving machinery or object being machined	觸及開動中的機器或觸及以機器製造中的物件	245 (2)	216
Drowning	遇溺	0	1 (1)
Exposure to fire	火警燒傷	5	11
Exposure to explosion	爆炸受傷	3	9 (1)
Injured by hand tool	被手工具所傷	104	117
Injured by fall of ground	泥土傾瀉受傷	0	1
Asphyxiation	窒息	0	0
Contact with hot surface or substance	觸及灼熱表面或物質	20	20
Injured by animal	被動物所傷	2	4
Injured in workplace violence	於工作場所暴力事件中受傷	14	7 (1)
Others	其他類別	60 (15)	87 (20)
<b>TOTAL</b>	<b>總數</b>	<b>2 965 (26)</b>	<b>3 188 (46)</b>

## Notes:

- Occupational injuries (including industrial accidents) are injury cases arising from work accidents, resulting in death or incapacity for work of over three days, and reported under the Employees' Compensation Ordinance.
- Figures in brackets denote the number of fatalities.
- The above injury figures are recorded as at 30 March 2012.

## 註釋:

- 職業傷亡個案是指根據《僱員補償條例》呈報由工作意外引致死亡或失去工作能力三天以上的受傷個案（包括工業意外個案）。
- 括號內的數字顯示死亡人數。
- 上列傷亡數字為截至2012年3月30日所記錄的數字。



**Occupational Injuries in Food and Beverage Services  
in 2011  
- analysed by Type of Accident**

**二零一一年餐飲服務業之職業傷亡個案 - 按意外類別分析**

Type of Accident 意外類別		2010 二零一零年	2011 二零一一年
Trapped in or between objects	受困於物件之內或物件之間	104	96
Injured whilst lifting or carrying	提舉或搬運物件時受傷	1 255	1 240
Slip, trip or fall on same level	滑倒、絆倒或在同一高度跌倒	1 364	1 286
Fall of person from height	人體從高處墮下	52	40 (1)
Striking against fixed or stationary object	與固定或不動的物件碰撞	761	737
Striking against or struck by moving object	被移動物件或與移動物件碰撞	365	358
Stepping on object	踏在物件上	8	7
Exposure to or contact with harmful substance	暴露於有害物質中或接觸有害物質	73	65
Contact with electricity or electric discharge	觸電或接觸放出的電流	3	3
Trapped by collapsing or overturning object	受困於倒塌或翻側的物件	0	0
Struck by falling object	遭墮下的物件撞擊	22	29
Struck by moving vehicle	遭移動中的車輛撞倒	314 (3)	306 (1)
Contact with moving machinery or object being machined	觸及開動中的機器或觸及以機器製造中的物件	94	85
Drowning	遇溺	0	0
Exposure to fire	火警燒傷	14	21
Exposure to explosion	爆炸受傷	0	0
Injured by hand tool	被手工具所傷	1 881	1 679
Injured by fall of ground	泥土傾瀉受傷	0	0
Asphyxiation	窒息	0	0
Contact with hot surface or substance	觸及灼熱表面或物質	1 748	1 670
Injured by animal	被動物所傷	39	15
Injured in workplace violence	於工作場所暴力事件中受傷	34	38
Others	其他類別	88 (11)	95 (7)
<b>TOTAL</b>	<b>總數</b>	<b>8 219 (14)</b>	<b>7 770 (9)</b>

## Notes:

- Occupational injuries (including industrial accidents) are injury cases arising from work accidents, resulting in death or incapacity for work of over three days, and reported under the Employees' Compensation Ordinance.
- Figures in brackets denote the number of fatalities.
- The above injury figures are recorded as at 30 March 2012.

## 註釋:

- 職業傷亡個案是指根據《僱員補償條例》呈報由工作意外引致死亡或失去工作能力三天以上的受傷個案(包括工業意外個案)。
- 括號內的數字顯示死亡人數。
- 上列傷亡數字為截至2012年3月30日所記錄的數字。



**Occupational Injuries in Import and Export Trade  
in 2011  
- analysed by Type of Accident**

二零一一年進出口貿易業之職業傷亡個案 - 按意外類別分析

Type of Accident 意外類別		2010 二零一零年	2011 二零一一年
Trapped in or between objects	受困於物件之內或物件之間	30	15
Injured whilst lifting or carrying	提舉或搬運物件時受傷	362	385
Slip, trip or fall on same level	滑倒、絆倒或在同一高度跌倒	358	364
Fall of person from height	人體從高處墮下	52	53
Striking against fixed or stationary object	與固定或不動的物件碰撞	82	87
Striking against or struck by moving object	被移動物件或與移動物件碰撞	87	112
Stepping on object	踏在物件上	10	5
Exposure to or contact with harmful substance	暴露於有害物質中或接觸有害物質	2	5
Contact with electricity or electric discharge	觸電或接觸放出的電流	0	1
Trapped by collapsing or overturning object	受困於倒塌或翻側的物件	0	0
Struck by falling object	遭墮下的物件撞擊	4	11
Struck by moving vehicle	遭移動中的車輛撞倒	129	129
Contact with moving machinery or object being machined	觸及開動中的機器或觸及以機器製造中的物件	17	11
Drowning	遇溺	0	0
Exposure to fire	火警燒傷	0	1
Exposure to explosion	爆炸受傷	0	1
Injured by hand tool	被手工具所傷	39	39
Injured by fall of ground	泥土傾瀉受傷	0	0
Asphyxiation	窒息	0	0
Contact with hot surface or substance	觸及灼熱表面或物質	11	7
Injured by animal	被動物所傷	4	4
Injured in workplace violence	於工作場所暴力事件中受傷	10	7
Others	其他類別	61	66
<b>TOTAL</b>	<b>總數</b>	<b>1 258</b>	<b>1 303</b>

## Notes:

- Occupational injuries (including industrial accidents) are injury cases arising from work accidents, resulting in death or incapacity for work of over three days, and reported under the Employees' Compensation Ordinance.
- Figures in brackets denote the number of fatalities.
- The above injury figures are recorded as at 30 March 2012.

## 註釋:

- 職業傷亡個案是指根據《僱員補償條例》呈報由工作意外引致死亡或失去工作能力三天以上的受傷個案（包括工業意外個案）。
- 括號內的數字顯示死亡人數。
- 上列傷亡數字為截至2012年3月30日所記錄的數字。



**Occupational Injuries in Wholesale  
in 2011  
- analysed by Type of Accident**

**二零一一年批發業之職業傷亡個案 - 按意外類別分析**

Type of Accident 意外類別		2010 二零一零年	2011 二零一一年
Trapped in or between objects	受困於物件之內或物件之間	19	15
Injured whilst lifting or carrying	提舉或搬運物件時受傷	206	152
Slip, trip or fall on same level	滑倒、絆倒或在同一高度跌倒	117	86
Fall of person from height	人體從高處墮下	31	26
Striking against fixed or stationary object	與固定或不動的物件碰撞	30	33
Striking against or struck by moving object	被移動物件或與移動物件碰撞	42	58
Stepping on object	踏在物件上	4	9
Exposure to or contact with harmful substance	暴露於有害物質中或接觸有害物質	1	3
Contact with electricity or electric discharge	觸電或接觸放出的電流	0	0
Trapped by collapsing or overturning object	受困於倒塌或翻側的物件	0	0
Struck by falling object	遭墮下的物件撞擊	2	6
Struck by moving vehicle	遭移動中的車輛撞倒	45	47
Contact with moving machinery or object being machined	觸及開動中的機器或觸及以機器製造中的物件	26	15
Drowning	遇溺	0	0
Exposure to fire	火警燒傷	0	0
Exposure to explosion	爆炸受傷	0	0
Injured by hand tool	被手工具所傷	21	12
Injured by fall of ground	泥土傾瀉受傷	0	0
Asphyxiation	窒息	0	0
Contact with hot surface or substance	觸及灼熱表面或物質	2	5
Injured by animal	被動物所傷	2	2
Injured in workplace violence	於工作場所暴力事件中受傷	4	0
Others	其他類別	17 (2)	6
<b>TOTAL</b>	<b>總數</b>	<b>569 (2)</b>	<b>475</b>

## Notes:

- Occupational injuries (including industrial accidents) are injury cases arising from work accidents, resulting in death or incapacity for work of over three days, and reported under the Employees' Compensation Ordinance.
- Figures in brackets denote the number of fatalities.
- The above injury figures are recorded as at 30 March 2012.

## 註釋:

- 職業傷亡個案是指根據《僱員補償條例》呈報由工作意外引致死亡或失去工作能力三天以上的受傷個案（包括工業意外個案）。
- 括號內的數字顯示死亡人數。
- 上列傷亡數字為截至2012年3月30日所記錄的數字。



**Occupational Injuries in Retail Trade  
in 2011  
- analysed by Type of Accident**

**二零一一年零售業之職業傷亡個案 - 按意外類別分析**

Type of Accident 意外類別		2010 二零一零年	2011 二零一一年
Trapped in or between objects	受困於物件之內或物件之間	47	48
Injured whilst lifting or carrying	提舉或搬運物件時受傷	907	803
Slip, trip or fall on same level	滑倒、絆倒或在同一高度跌倒	510	545
Fall of person from height	人體從高處墮下	207	160
Striking against fixed or stationary object	與固定或不動的物件碰撞	253	181
Striking against or struck by moving object	被移動物件或與移動物件碰撞	269	267
Stepping on object	踏在物件上	10	15
Exposure to or contact with harmful substance	暴露於有害物質中或接觸有害物質	10	2
Contact with electricity or electric discharge	觸電或接觸放出的電流	1	2
Trapped by collapsing or overturning object	受困於倒塌或翻側的物件	0	0
Struck by falling object	遭墮下的物件撞擊	49	35
Struck by moving vehicle	遭移動中的車輛撞倒	96	103
Contact with moving machinery or object being machined	觸及開動中的機器或觸及以機器製造中的物件	36	50
Drowning	遇溺	0	1
Exposure to fire	火警燒傷	1	0
Exposure to explosion	爆炸受傷	0	1
Injured by hand tool	被手工具所傷	313	297
Injured by fall of ground	泥土傾瀉受傷	0	0
Asphyxiation	窒息	0	0
Contact with hot surface or substance	觸及灼熱表面或物質	32	32
Injured by animal	被動物所傷	17	9
Injured in workplace violence	於工作場所暴力事件中受傷	17	26
Others	其他類別	59	69
<b>TOTAL</b>	<b>總數</b>	<b>2 834</b>	<b>2 646</b>

## Notes:

- Occupational injuries (including industrial accidents) are injury cases arising from work accidents, resulting in death or incapacity for work of over three days, and reported under the Employees' Compensation Ordinance.
- Figures in brackets denote the number of fatalities.
- The above injury figures are recorded as at 30 March 2012.

## 註釋:

- 職業傷亡個案是指根據《僱員補償條例》呈報由工作意外引致死亡或失去工作能力三天以上的受傷個案（包括工業意外個案）。
- 括號內的數字顯示死亡人數。
- 上列傷亡數字為截至2012年3月30日所記錄的數字。



## Occupational Injuries in Transport, Warehousing and Support Services for Transportation in 2011

### - analysed by Type of Accident

#### 二零一一年運輸、貨倉及運輸輔助服務業之職業傷亡個案 - 按意外類別分析

Type of Accident 意外類別		2010 二零一零年		2011 二零一一年	
Trapped in or between objects	受困於物件之內或物件之間	187	(2)	181	
Injured whilst lifting or carrying	提舉或搬運物件時受傷	1 443		1 322	
Slip, trip or fall on same level	滑倒、絆倒或在同一高度跌倒	1 064		1 039	
Fall of person from height	人體從高處墮下	237	(1)	216	(1)
Striking against fixed or stationary object	與固定或不動的物件碰撞	329		340	
Striking against or struck by moving object	被移動物件或與移動物件碰撞	592	(2)	552	
Stepping on object	踏在物件上	39		29	
Exposure to or contact with harmful substance	暴露於有害物質中或接觸有害物質	7		7	
Contact with electricity or electric discharge	觸電或接觸放出的電流	2		2	
Trapped by collapsing or overturning object	受困於倒塌或翻側的物件	3		0	
Struck by falling object	遭墮下的物件撞擊	78		42	
Struck by moving vehicle	遭移動中的車輛撞倒	606	(5)	691	(11)
Contact with moving machinery or object being machined	觸及開動中的機器或觸及以機器製造中的物件	16		14	
Drowning	遇溺	1	(1)	0	
Exposure to fire	火警燒傷	1		2	
Exposure to explosion	爆炸受傷	1		1	
Injured by hand tool	被手工具所傷	44		52	
Injured by fall of ground	泥土傾瀉受傷	0		0	
Asphyxiation	窒息	0		0	
Contact with hot surface or substance	觸及灼熱表面或物質	46		40	
Injured by animal	被動物所傷	7		21	
Injured in workplace violence	於工作場所暴力事件中受傷	83		89	(1)
Others	其他類別	179	(18)	191	(16)
<b>TOTAL</b>	<b>總數</b>	<b>4 965</b>	<b>(29)</b>	<b>4 831</b>	<b>(29)</b>

## Notes:

- Occupational injuries (including industrial accidents) are injury cases arising from work accidents, resulting in death or incapacity for work of over three days, and reported under the Employees' Compensation Ordinance.
- Figures in brackets denote the number of fatalities.
- The above injury figures are recorded as at 30 March 2012.

## 註釋:

- 職業傷亡個案是指根據《僱員補償條例》呈報由工作意外引致死亡或失去工作能力三天以上的受傷個案(包括工業意外個案)。
- 括號內的數字顯示死亡人數。
- 上列傷亡數字為截至2012年3月30日所記錄的數字。



**Occupational Injuries in Accommodation Services  
in 2011  
- analysed by Type of Accident**

**二零一一年住宿服務業之職業傷亡個案 - 按意外類別分析**

Type of Accident 意外類別	2010 二零一零年	2011 二零一一年
Trapped in or between objects 受困於物件之內或物件之間	40	59
Injured whilst lifting or carrying 提舉或搬運物件時受傷	290	315
Slip, trip or fall on same level 滑倒、絆倒或在同一高度跌倒	290	258
Fall of person from height 人體從高處墮下	26	18
Striking against fixed or stationary object 與固定或不動的物件碰撞	220	224
Striking against or struck by moving object 被移動物件或與移動物件碰撞	147	121
Stepping on object 踏在物件上	2	5
Exposure to or contact with harmful substance 暴露於有害物質中或接觸有害物質	17	21
Contact with electricity or electric discharge 觸電或接觸放出的電流	2	1
Trapped by collapsing or overturning object 受困於倒塌或翻側的物件	0	0
Struck by falling object 遭墮下的物件撞擊	11	6
Struck by moving vehicle 遭移動中的車輛撞倒	25	30
Contact with moving machinery or object being machined 觸及開動中的機器或觸及以機器製造中的物件	15	15
Drowning 遇溺	0	0
Exposure to fire 火警燒傷	3	1
Exposure to explosion 爆炸受傷	1	0
Injured by hand tool 被手工具所傷	153	162
Injured by fall of ground 泥土傾瀉受傷	0	0
Asphyxiation 窒息	0	0
Contact with hot surface or substance 觸及灼熱表面或物質	92	97
Injured by animal 被動物所傷	2	3
Injured in workplace violence 於工作場所暴力事件中受傷	6	2
Others 其他類別	19	36 (2)
<b>TOTAL</b> 總數	<b>1 361</b>	<b>1 374 (2)</b>

## Notes:

- Occupational injuries (including industrial accidents) are injury cases arising from work accidents, resulting in death or incapacity for work of over three days, and reported under the Employees' Compensation Ordinance.
- Figures in brackets denote the number of fatalities.
- The above injury figures are recorded as at 30 March 2012.

## 註釋:

- 職業傷亡個案是指根據《僱員補償條例》呈報由工作意外引致死亡或失去工作能力三天以上的受傷個案（包括工業意外個案）。
- 括號內的數字顯示死亡人數。
- 上列傷亡數字為截至2012年3月30日所記錄的數字。



**Occupational Injuries in Information and Communications  
in 2011  
- analysed by Type of Accident**

二零一一年資訊及通訊業之職業傷亡個案 - 按意外類別分析

Type of Accident 意外類別		2010 二零一零年	2011 二零一一年
Trapped in or between objects	受困於物件之內或物件之間	9	8
Injured whilst lifting or carrying	提舉或搬運物件時受傷	65	56
Slip, trip or fall on same level	滑倒、絆倒或在同一高度跌倒	99	126
Fall of person from height	人體從高處墮下	22	21
Striking against fixed or stationary object	與固定或不動的物件碰撞	38	37
Striking against or struck by moving object	被移動物件或與移動物件碰撞	28	29
Stepping on object	踏在物件上	4	1
Exposure to or contact with harmful substance	暴露於有害物質中或接觸有害物質	1	0
Contact with electricity or electric discharge	觸電或接觸放出的電流	0	0
Trapped by collapsing or overturning object	受困於倒塌或翻側的物件	0	0
Struck by falling object	遭墮下的物件撞擊	6	10
Struck by moving vehicle	遭移動中的車輛撞倒	43	32
Contact with moving machinery or object being machined	觸及開動中的機器或觸及以機器製造中的物件	6	2
Drowning	遇溺	0	0
Exposure to fire	火警燒傷	0	0
Exposure to explosion	爆炸受傷	0	1
Injured by hand tool	被手工具所傷	11	8
Injured by fall of ground	泥土傾瀉受傷	0	0
Asphyxiation	窒息	0	0
Contact with hot surface or substance	觸及灼熱表面或物質	4	3
Injured by animal	被動物所傷	2	7
Injured in workplace violence	於工作場所暴力事件中受傷	5	8
Others	其他類別	21 (5)	23
<b>TOTAL</b>	<b>總數</b>	<b>364 (5)</b>	<b>372</b>

## Notes:

- Occupational injuries (including industrial accidents) are injury cases arising from work accidents, resulting in death or incapacity for work of over three days, and reported under the Employees' Compensation Ordinance.
- Figures in brackets denote the number of fatalities.
- The above injury figures are recorded as at 30 March 2012.

## 註釋:

- 職業傷亡個案是指根據《僱員補償條例》呈報由工作意外引致死亡或失去工作能力三天以上的受傷個案（包括工業意外個案）。
- 括號內的數字顯示死亡人數。
- 上列傷亡數字為截至2012年3月30日所記錄的數字。





**Occupational Injuries in Financing and Insurance  
in 2011  
- analysed by Type of Accident**

二零一一年金融及保險業之職業傷亡個案 - 按意外類別分析

Type of Accident 意外類別	2010 二零一零年	2011 二零一一年
Trapped in or between objects 受困於物件之內或物件之間	4	2
Injured whilst lifting or carrying 提舉或搬運物件時受傷	43	23
Slip, trip or fall on same level 滑倒、絆倒或在同一高度跌倒	105	97
Fall of person from height 人體從高處墮下	1	5
Striking against fixed or stationary object 與固定或不動的物件碰撞	17	12
Striking against or struck by moving object 被移動物件或與移動物件碰撞	21	18
Stepping on object 踏在物件上	0	1
Exposure to or contact with harmful substance 暴露於有害物質中或接觸有害物質	0	0
Contact with electricity or electric discharge 觸電或接觸放出的電流	0	0
Trapped by collapsing or overturning object 受困於倒塌或翻側的物件	0	0
Struck by falling object 遭墮下的物件撞擊	3	1
Struck by moving vehicle 遭移動中的車輛撞倒	12	10
Contact with moving machinery or object being machined 觸及開動中的機器或觸及以機器製造中的物件	1	1
Drowning 遇溺	0	0
Exposure to fire 火警燒傷	0	0
Exposure to explosion 爆炸受傷	0	0
Injured by hand tool 被手工具所傷	3	2
Injured by fall of ground 泥土傾瀉受傷	0	0
Asphyxiation 窒息	0	0
Contact with hot surface or substance 觸及灼熱表面或物質	3	6
Injured by animal 被動物所傷	2	0
Injured in workplace violence 於工作場所暴力事件中受傷	3	2
Others 其他類別	21 (1)	19
<b>TOTAL</b> 總數	<b>239 (1)</b>	<b>199</b>

## Notes:

- Occupational injuries (including industrial accidents) are injury cases arising from work accidents, resulting in death or incapacity for work of over three days, and reported under the Employees' Compensation Ordinance.
- Figures in brackets denote the number of fatalities.
- The above injury figures are recorded as at 30 March 2012.

## 註釋:

- 職業傷亡個案是指根據《僱員補償條例》呈報由工作意外引致死亡或失去工作能力三天以上的受傷個案（包括工業意外個案）。
- 括號內的數字顯示死亡人數。
- 上列傷亡數字為截至2012年3月30日所記錄的數字。



**Occupational Injuries in Real Estate  
in 2011  
- analysed by Type of Accident**

二零一一年地產業之職業傷亡個案 - 按意外類別分析

Type of Accident 意外類別		2010 二零一零年	2011 二零一一年
Trapped in or between objects	受困於物件之內或物件之間	71	61
Injured whilst lifting or carrying	提舉或搬運物件時受傷	305	366
Slip, trip or fall on same level	滑倒、絆倒或在同一高度跌倒	924	929
Fall of person from height	人體從高處墮下	74 (1)	61
Striking against fixed or stationary object	與固定或不動的物件碰撞	169	138
Striking against or struck by moving object	被移動物件或與移動物件碰撞	171	162
Stepping on object	踏在物件上	16	6
Exposure to or contact with harmful substance	暴露於有害物質中或接觸有害物質	15	7
Contact with electricity or electric discharge	觸電或接觸放出的電流	3	1
Trapped by collapsing or overturning object	受困於倒塌或翻側的物件	0	0
Struck by falling object	遭墮下的物件撞擊	23	17
Struck by moving vehicle	遭移動中的車輛撞倒	59	55
Contact with moving machinery or object being machined	觸及開動中的機器或觸及以機器製造中的物件	14	11
Drowning	遇溺	0	0
Exposure to fire	火警燒傷	0	0
Exposure to explosion	爆炸受傷	0	0
Injured by hand tool	被手工具所傷	42	39
Injured by fall of ground	泥土傾瀉受傷	0	0
Asphyxiation	窒息	0	0
Contact with hot surface or substance	觸及灼熱表面或物質	17	14
Injured by animal	被動物所傷	21	37
Injured in workplace violence	於工作場所暴力事件中受傷	66 (1)	74
Others	其他類別	83 (11)	102 (9)
<b>TOTAL</b>	<b>總數</b>	<b>2 073 (13)</b>	<b>2 080 (9)</b>

## Notes:

- Occupational injuries (including industrial accidents) are injury cases arising from work accidents, resulting in death or incapacity for work of over three days, and reported under the Employees' Compensation Ordinance.
- Figures in brackets denote the number of fatalities.
- The above injury figures are recorded as at 30 March 2012.

## 註釋:

- 職業傷亡個案是指根據《僱員補償條例》呈報由工作意外引致死亡或失去工作能力三天以上的受傷個案（包括工業意外個案）。
- 括號內的數字顯示死亡人數。
- 上列傷亡數字為截至2012年3月30日所記錄的數字。



**Occupational Injuries in Education  
in 2011  
- analysed by Type of Accident**

**二零一一年教育之職業傷亡個案 - 按意外類別分析**

Type of Accident 意外類別		2010 二零一零年	2011 二零一一年
Trapped in or between objects	受困於物件之內或物件之間	22	27
Injured whilst lifting or carrying	提舉或搬運物件時受傷	333	294
Slip, trip or fall on same level	滑倒、絆倒或在同一高度跌倒	481	472
Fall of person from height	人體從高處墮下	63	52
Striking against fixed or stationary object	與固定或不動的物件碰撞	79	57
Striking against or struck by moving object	被移動物件或與移動物件碰撞	129	139
Stepping on object	踏在物件上	6	4
Exposure to or contact with harmful substance	暴露於有害物質中或接觸有害物質	15	5
Contact with electricity or electric discharge	觸電或接觸放出的電流	1	1
Trapped by collapsing or overturning object	受困於倒塌或翻側的物件	0	0
Struck by falling object	遭墮下的物件撞擊	9	7
Struck by moving vehicle	遭移動中的車輛撞倒	24	33 (1)
Contact with moving machinery or object being machined	觸及開動中的機器或觸及以機器製造中的物件	5	3
Drowning	遇溺	0	0
Exposure to fire	火警燒傷	0	0
Exposure to explosion	爆炸受傷	0	0
Injured by hand tool	被手工具所傷	38	31
Injured by fall of ground	泥土傾瀉受傷	0	0
Asphyxiation	窒息	0	0
Contact with hot surface or substance	觸及灼熱表面或物質	14	24
Injured by animal	被動物所傷	8	9
Injured in workplace violence	於工作場所暴力事件中受傷	42 (1)	37
Others	其他類別	102 (2)	115 (4)
<b>TOTAL</b>	<b>總數</b>	<b>1 371 (3)</b>	<b>1 310 (5)</b>

## Notes:

- Occupational injuries (including industrial accidents) are injury cases arising from work accidents, resulting in death or incapacity for work of over three days, and reported under the Employees' Compensation Ordinance.
- Figures in brackets denote the number of fatalities.
- The above injury figures are recorded as at 30 March 2012.

## 註釋:

- 職業傷亡個案是指根據《僱員補償條例》呈報由工作意外引致死亡或失去工作能力三天以上的受傷個案（包括工業意外個案）。
- 括號內的數字顯示死亡人數。
- 上列傷亡數字為截至2012年3月30日所記錄的數字。



**Occupational Injuries in Human Health Services  
in 2011  
- analysed by Type of Accident**

**二零一一年人類保健服務業之職業傷亡個案 - 按意外類別分析**

Type of Accident 意外類別	2010 二零一零年	2011 二零一一年
Trapped in or between objects 受困於物件之內或物件之間	43	33
Injured whilst lifting or carrying 提舉或搬運物件時受傷	599	551
Slip, trip or fall on same level 滑倒、絆倒或在同一高度跌倒	355	367
Fall of person from height 人體從高處墮下	21	14
Striking against fixed or stationary object 與固定或不動的物件碰撞	137	93
Striking against or struck by moving object 被移動物件或與移動物件碰撞	146	99
Stepping on object 踏在物件上	4	4
Exposure to or contact with harmful substance 暴露於有害物質中或接觸有害物質	17	13
Contact with electricity or electric discharge 觸電或接觸放出的電流	1	0
Trapped by collapsing or overturning object 受困於倒塌或翻側的物件	0	0
Struck by falling object 遭墮下的物件撞擊	6	6
Struck by moving vehicle 遭移動中的車輛撞倒	61	64
Contact with moving machinery or object being machined 觸及開動中的機器或觸及以機器製造中的物件	3	3
Drowning 遇溺	0	0
Exposure to fire 火警燒傷	2	1
Exposure to explosion 爆炸受傷	0	0
Injured by hand tool 被手工具所傷	80	102
Injured by fall of ground 泥土傾瀉受傷	0	0
Asphyxiation 窒息	0	0
Contact with hot surface or substance 觸及灼熱表面或物質	30	26
Injured by animal 被動物所傷	5	5
Injured in workplace violence 於工作場所暴力事件中受傷	141	127
Others 其他類別	92 (1)	93
<b>TOTAL</b> 總數	<b>1 743 (1)</b>	<b>1 601</b>

## Notes:

- Occupational injuries (including industrial accidents) are injury cases arising from work accidents, resulting in death or incapacity for work of over three days, and reported under the Employees' Compensation Ordinance.
- Figures in brackets denote the number of fatalities.
- The above injury figures are recorded as at 30 March 2012.

## 註釋:

- 職業傷亡個案是指根據《僱員補償條例》呈報由工作意外引致死亡或失去工作能力三天以上的受傷個案(包括工業意外個案)。
- 括號內的數字顯示死亡人數。
- 上列傷亡數字為截至2012年3月30日所記錄的數字。



**Occupational Injuries in Social Work Services  
in 2011  
- analysed by Type of Accident**

**二零一一年社會工作服務業之職業傷亡個案 - 按意外類別分析**

Type of Accident 意外類別		2010 二零一零年	2011 二零一一年
Trapped in or between objects	受困於物件之內或物件之間	33	37
Injured whilst lifting or carrying	提舉或搬運物件時受傷	535	541
Slip, trip or fall on same level	滑倒、絆倒或在同一高度跌倒	394	333
Fall of person from height	人體從高處墮下	32	34
Striking against fixed or stationary object	與固定或不動的物件碰撞	111	83
Striking against or struck by moving object	被移動物件或與移動物件碰撞	115	120
Stepping on object	踏在物件上	4	8
Exposure to or contact with harmful substance	暴露於有害物質中或接觸有害物質	7	6
Contact with electricity or electric discharge	觸電或接觸放出的電流	0	0
Trapped by collapsing or overturning object	受困於倒塌或翻側的物件	0	0
Struck by falling object	遭墮下的物件撞擊	8	4
Struck by moving vehicle	遭移動中的車輛撞倒	35	28
Contact with moving machinery or object being machined	觸及開動中的機器或觸及以機器製造中的物件	11	4
Drowning	遇溺	1 (1)	0
Exposure to fire	火警燒傷	2	1
Exposure to explosion	爆炸受傷	0	0
Injured by hand tool	被手工具所傷	75	59
Injured by fall of ground	泥土傾瀉受傷	0	0
Asphyxiation	窒息	0	0
Contact with hot surface or substance	觸及灼熱表面或物質	63	65
Injured by animal	被動物所傷	6	6
Injured in workplace violence	於工作場所暴力事件中受傷	129	118
Others	其他類別	81	79 (2)
<b>TOTAL</b>	<b>總數</b>	<b>1 642 (1)</b>	<b>1 526 (2)</b>

## Notes:

- Occupational injuries (including industrial accidents) are injury cases arising from work accidents, resulting in death or incapacity for work of over three days, and reported under the Employees' Compensation Ordinance.
- Figures in brackets denote the number of fatalities.
- The above injury figures are recorded as at 30 March 2012.

## 註釋:

- 職業傷亡個案是指根據《僱員補償條例》呈報由工作意外引致死亡或失去工作能力三天以上的受傷個案（包括工業意外個案）。
- 括號內的數字顯示死亡人數。
- 上列傷亡數字為截至2012年3月30日所記錄的數字。



**Occupational Injuries in Professional and Business Services (excluding Pest Control and Cleaning Services)  
in 2011  
- analysed by Type of Accident**

二零一一年專業及商用服務業(病媒防治及清潔服務除外)之職業傷亡個案 - 按意外類別分析

Type of Accident 意外類別		2010 二零一零年	2011 二零一一年
Trapped in or between objects	受困於物件之內或物件之間	76	77
Injured whilst lifting or carrying	提舉或搬運物件時受傷	321	363
Slip, trip or fall on same level	滑倒、絆倒或在同一高度跌倒	771	775
Fall of person from height	人體從高處墮下	68 (2)	59 (1)
Striking against fixed or stationary object	與固定或不動的物件碰撞	155	136
Striking against or struck by moving object	被移動物件或與移動物件碰撞	180	217
Stepping on object	踏在物件上	8	13
Exposure to or contact with harmful substance	暴露於有害物質中或接觸有害物質	6	6
Contact with electricity or electric discharge	觸電或接觸放出的電流	1	2
Trapped by collapsing or overturning object	受困於倒塌或翻側的物件	0	0
Struck by falling object	遭墮下的物件撞擊	15	16
Struck by moving vehicle	遭移動中的車輛撞倒	201 (5)	247 (5)
Contact with moving machinery or object being machined	觸及開動中的機器或觸及以機器製造中的物件	32	18
Drowning	遇溺	1 (1)	0
Exposure to fire	火警燒傷	3	2
Exposure to explosion	爆炸受傷	2	0
Injured by hand tool	被手工具所傷	56	55
Injured by fall of ground	泥土傾瀉受傷	0	0
Asphyxiation	窒息	0	0
Contact with hot surface or substance	觸及灼熱表面或物質	21	25
Injured by animal	被動物所傷	41	49
Injured in workplace violence	於工作場所暴力事件中受傷	68 (2)	68
Others	其他類別	112 (12)	141 (19)
<b>TOTAL</b>	<b>總數</b>	<b>2 138 (22)</b>	<b>2 269 (25)</b>

## Notes:

- Occupational injuries (including industrial accidents) are injury cases arising from work accidents, resulting in death or incapacity for work of over three days, and reported under the Employees' Compensation Ordinance.
- Figures in brackets denote the number of fatalities.
- The above injury figures are recorded as at 30 March 2012.

## 註釋:

- 職業傷亡個案是指根據《僱員補償條例》呈報由工作意外引致死亡或失去工作能力三天以上的受傷個案(包括工業意外個案)。
- 括號內的數字顯示死亡人數。
- 上列傷亡數字為截至2012年3月30日所記錄的數字。



**Occupational Injuries in Pest Control and Cleaning Services  
in 2011  
- analysed by Type of Accident**

二零一一年病媒防治及清潔服務業之職業傷亡個案 - 按意外類別分析

Type of Accident 意外類別		2010 二零一零年	2011 二零一一年
Trapped in or between objects	受困於物件之內或物件之間	105	131
Injured whilst lifting or carrying	提舉或搬運物件時受傷	632	548
Slip, trip or fall on same level	滑倒、絆倒或在同一高度跌倒	839	750
Fall of person from height	人體從高處墮下	44 (1)	46 (3)
Striking against fixed or stationary object	與固定或不動的物件碰撞	206	226
Striking against or struck by moving object	被移動物件或與移動物件碰撞	247	207
Stepping on object	踏在物件上	10	12
Exposure to or contact with harmful substance	暴露於有害物質中或接觸有害物質	55	41 (1)
Contact with electricity or electric discharge	觸電或接觸放出的電流	0	0
Trapped by collapsing or overturning object	受困於倒塌或翻側的物件	0	0
Struck by falling object	遭墮下的物件撞擊	22	17
Struck by moving vehicle	遭移動中的車輛撞倒	95	108 (2)
Contact with moving machinery or object being machined	觸及開動中的機器或觸及以機器製造中的物件	5	4
Drowning	遇溺	0	0
Exposure to fire	火警燒傷	0	5
Exposure to explosion	爆炸受傷	0	0
Injured by hand tool	被手工具所傷	15	23
Injured by fall of ground	泥土傾瀉受傷	0	0
Asphyxiation	窒息	0	0
Contact with hot surface or substance	觸及灼熱表面或物質	23	22
Injured by animal	被動物所傷	34	43
Injured in workplace violence	於工作場所暴力事件中受傷	24	24
Others	其他類別	70 (8)	93 (8)
<b>TOTAL</b>	<b>總數</b>	<b>2 426 (9)</b>	<b>2 300 (14)</b>

## Notes:

- Occupational injuries (including industrial accidents) are injury cases arising from work accidents, resulting in death or incapacity for work of over three days, and reported under the Employees' Compensation Ordinance.
- Figures in brackets denote the number of fatalities.
- The above injury figures are recorded as at 30 March 2012.

## 註釋:

- 職業傷亡個案是指根據《僱員補償條例》呈報由工作意外引致死亡或失去工作能力三天以上的受傷個案（包括工業意外個案）。
- 括號內的數字顯示死亡人數。
- 上列傷亡數字為截至2012年3月30日所記錄的數字。



**Industrial Accidents in All Industrial Undertakings  
in 2011  
- analysed by Industry**

**二零一一年所有工業經營之工業意外個案 - 按行業分析**

Industry 行業	2010 二零一零年	2011 二零一一年
I. Manufacturing 製造業	<u>2 009</u> (1)	<u>2 001</u> (4)
7 Major Manufacturing Industries 七大製造業		
Textiles 紡織品	66	45
Wearing apparel 成衣	40	18
Electronics 電子	73	43
Fabricated metal products 金屬製品	46	76
Rubber and plastics products 橡膠及塑膠產品	35	39
Shipbuilding and shiprepairing 造船及修船	55	45
Printing and reproduction of recorded media 印刷及已儲錄資料媒體的複製	155	153
II. Construction 建造業	<u>2 884</u> (9)	<u>3 112</u> (23)
III. Food and beverage services 餐飲服務	<u>7 541</u>	<u>7 158</u>
IV. Other industries 其他行業	<u>1 581</u> (8)	<u>1 387</u> (2)
TOTAL 總數	<u>14 015</u> (18)	<u>13 658</u> (29)

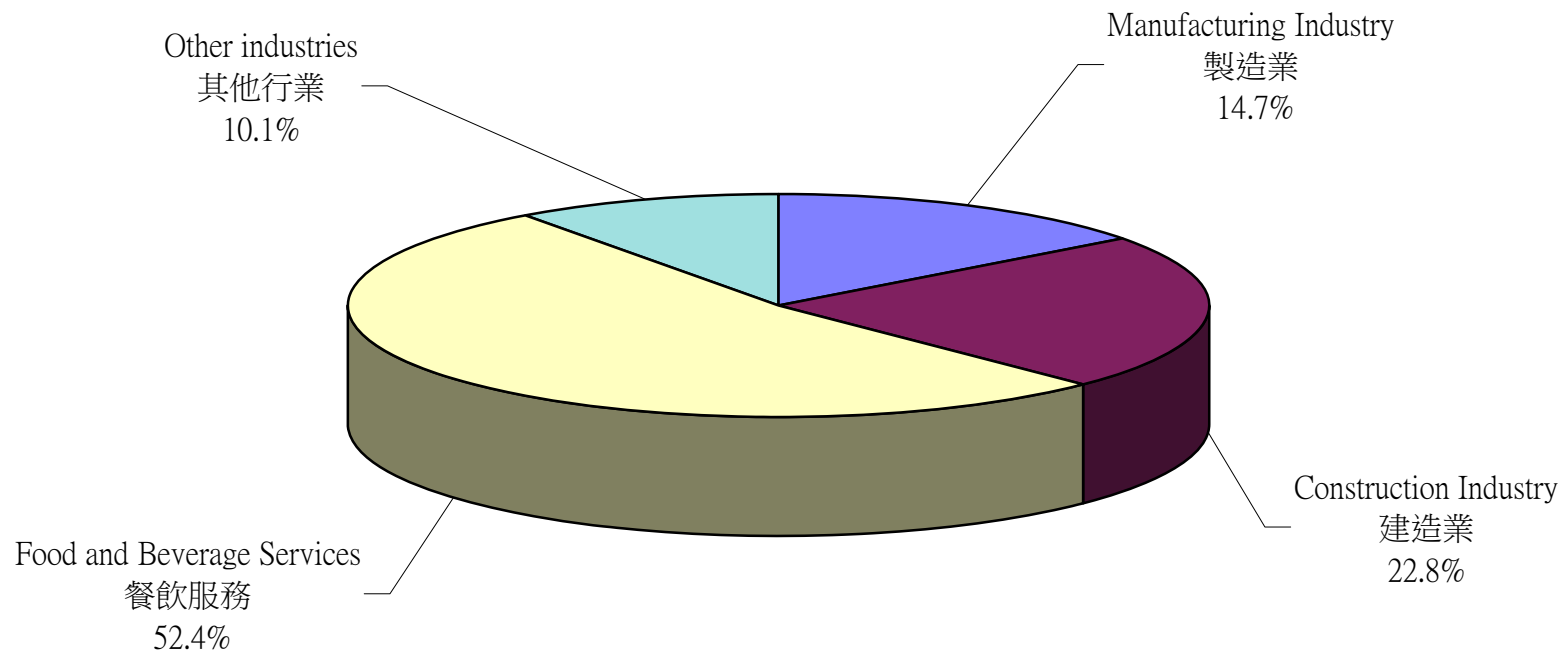
- Notes:
1. Industrial accidents refer to injuries and deaths arising from industrial activities in industrial undertakings as defined under the Factories and Industrial Undertakings Ordinance.
  2. Figures in brackets denote the number of fatalities.
  3. The above accident figures are recorded as at 30 March 2012.
  4. The above statistics are compiled based on the Hong Kong Standard Industrial Classification Version 2.0.

- 註釋:
1. 工業意外是指在《工廠及工業經營條例》所界定的工業經營內發生的受傷或死亡意外，而這些意外是因工業活動而引致的。
  2. 括號內的數字顯示死亡人數。
  3. 上列意外數字為截至2012年3月30日所記錄的數字。
  4. 以上的統計數字是按《香港標準行業分類2.0版》編製。





二零一一年所有工業經營之工業意外個案 - 按行業分析  
**Industrial Accidents in All Industrial Undertakings in 2011 - analysed by Industry**



■ Manufacturing Industry 製造業

■ Construction Industry 建造業

■ Food and Beverage Services 餐飲服務

■ Other industries 其他行業



**Industrial Accidents in All Industrial Undertakings  
in 2011  
- analysed by Type of Accident**

**二零一一年所有工業經營之工業意外個案 - 按意外類別分析**

Type of Accident 意外類別		2010 二零一零年		2011 二零一一年	
Trapped in or between objects	受困於物件之內或物件之間	328	(3)	343	(1)
Injured whilst lifting or carrying	提舉或搬運物件時受傷	2 840		2 744	
Slip, trip or fall on same level	滑倒、絆倒或在同一高度跌倒	2 343		2 350	
Fall of person from height	人體從高處墮下	572	(6)	551	(11)
Striking against fixed or stationary object	與固定或不動的物件碰撞	1 366		1 322	
Striking against or struck by moving object	被移動物件或與移動物件碰撞	1 309	(3)	1 363	(8)
Stepping on object	踏在物件上	58		55	
Exposure to or contact with harmful substance	暴露於有害物質中或接觸有害物質	102		124	
Contact with electricity or electric discharge	觸電或接觸放出的電流	13	(1)	12	(2)
Trapped by collapsing or overturning object	受困於倒塌或翻側的物件	4	(1)	9	(2)
Struck by falling object	遭墮下的物件撞擊	142		125	(3)
Struck by moving vehicle	遭移動中的車輛撞倒	131	(1)	152	
Contact with moving machinery or object being machined	觸及開動中的機器或觸及以機器製造中的物件	590	(2)	515	
Drowning	遇溺	1	(1)	1	(1)
Exposure to fire	火警燒傷	26		39	
Exposure to explosion	爆炸受傷	5		11	(1)
Injured by hand tool	被手工具所傷	2 158		1 962	
Injured by fall of ground	泥土傾瀉受傷	0		1	
Asphyxiation	窒息	0		0	
Contact with hot surface or substance	觸及灼熱表面或物質	1 869		1 796	
Injured by animal	被動物所傷	34		16	
Injured in workplace violence	於工作場所暴力事件中受傷	0		4	
Others	其他類別	124		163	
<b>TOTAL</b>	<b>總數</b>	<b>14 015</b>	<b>(18)</b>	<b>13 658</b>	<b>(29)</b>

## Notes:

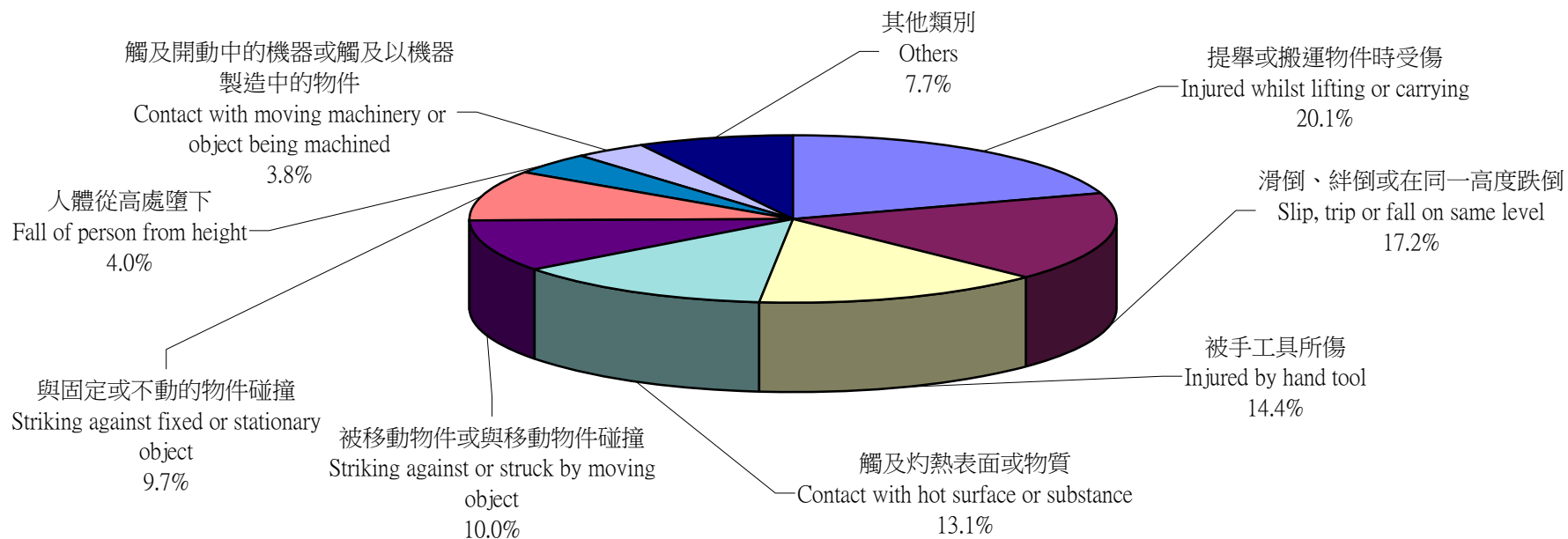
- Industrial accidents refer to injuries and deaths arising from industrial activities in industrial undertakings as defined under the Factories and Industrial Undertakings Ordinance.
- Figures in brackets denote the number of fatalities.
- The above accident figures are recorded as at 30 March 2012.

## 註釋:

- 工業意外是指在《工廠及工業經營條例》所界定的工業經營內發生的受傷或死亡意外，而這些意外是因工業活動而引致的。
- 括號內的數字顯示死亡人數。
- 上列意外數字為截至2012年3月30日所記錄的數字。



**二零一一年所有工業經營之工業意外個案 - 按意外類別分析**  
**Industrial Accidents in All Industrial Undertakings in 2011 - analysed by Type of Accident**



- Injured whilst lifting or carrying 提舉或搬運物件時受傷
- Slip, trip or fall on same level 滑倒、絆倒或在同一高度跌倒
- Injured by hand tool 被手工具所傷
- Contact with hot surface or substance 觸及灼熱表面或物質
- Striking against or struck by moving object 被移動物件或與移動物件碰撞
- Striking against fixed or stationary object 與固定或不動的物件碰撞
- Fall of person from height 人體從高處墮下
- Contact with moving machinery or object being machined 觸及開動中的機器或觸及以機器製造中的物件
- Others 其他類別



**Industrial Accidents in Manufacturing Industry  
in 2011  
- analysed by Type of Accident**

二零一一年製造業之工業意外個案 - 按意外類別分析

Type of Accident 意外類別		2010 二零一零年	2011 二零一一年
Trapped in or between objects	受困於物件之內或物件之間	68	70
Injured whilst lifting or carrying	提舉或搬運物件時受傷	558	551
Slip, trip or fall on same level	滑倒、絆倒或在同一高度跌倒	299	316
Fall of person from height	人體從高處墮下	48	54
Striking against fixed or stationary object	與固定或不動的物件碰撞	203	206
Striking against or struck by moving object	被移動物件或與移動物件碰撞	239	234 (4)
Stepping on object	踏在物件上	11	9
Exposure to or contact with harmful substance	暴露於有害物質中或接觸有害物質	20	31
Contact with electricity or electric discharge	觸電或接觸放出的電流	1	2
Trapped by collapsing or overturning object	受困於倒塌或翻側的物件	0	1
Struck by falling object	遭墮下的物件撞擊	24	14
Struck by moving vehicle	遭移動中的車輛撞倒	50 (1)	45
Contact with moving machinery or object being machined	觸及開動中的機器或觸及以機器製造中的物件	204	188
Drowning	遇溺	0	0
Exposure to fire	火警燒傷	5	1
Exposure to explosion	爆炸受傷	0	1
Injured by hand tool	被手工具所傷	154	150
Injured by fall of ground	泥土傾瀉受傷	0	0
Asphyxiation	窒息	0	0
Contact with hot surface or substance	觸及灼熱表面或物質	100	105
Injured by animal	被動物所傷	0	0
Injured in workplace violence	於工作場所暴力事件中受傷	0	0
Others	其他類別	25	23
<b>TOTAL</b>	<b>總數</b>	<b>2 009 (1)</b>	<b>2 001 (4)</b>

## Notes:

- Industrial accidents refer to injuries and deaths arising from industrial activities in industrial undertakings as defined under the Factories and Industrial Undertakings Ordinance.
- Figures in brackets denote the number of fatalities.
- The above accident figures are recorded as at 30 March 2012.

## 註釋:

- 工業意外是指在《工廠及工業經營條例》所界定的工業經營內發生的受傷或死亡意外，而這些意外是因工業活動而引致的。
- 括號內的數字顯示死亡人數。
- 上列意外數字為截至2012年3月30日所記錄的數字。



**Industrial Accidents in Textiles Industry  
in 2011  
- analysed by Type of Accident**

**二零一一年紡織品製造業之工業意外個案 - 按意外類別分析**

Type of Accident 意外類別		2010 二零一零年	2011 二零一一年
Trapped in or between objects	受困於物件之內或物件之間	2	2
Injured whilst lifting or carrying	提舉或搬運物件時受傷	13	13
Slip, trip or fall on same level	滑倒、絆倒或在同一高度跌倒	9	9
Fall of person from height	人體從高處墮下	4	2
Striking against fixed or stationary object	與固定或不動的物件碰撞	7	6
Striking against or struck by moving object	被移動物件或與移動物件碰撞	7	3
Stepping on object	踏在物件上	1	0
Exposure to or contact with harmful substance	暴露於有害物質中或接觸有害物質	2	0
Contact with electricity or electric discharge	觸電或接觸放出的電流	0	0
Trapped by collapsing or overturning object	受困於倒塌或翻側的物件	0	0
Struck by falling object	遭墮下的物件撞擊	0	0
Struck by moving vehicle	遭移動中的車輛撞倒	3	2
Contact with moving machinery or object being machined	觸及開動中的機器或觸及以機器製造中的物件	7	5
Drowning	遇溺	0	0
Exposure to fire	火警燒傷	0	0
Exposure to explosion	爆炸受傷	0	0
Injured by hand tool	被手工具所傷	9	3
Injured by fall of ground	泥土傾瀉受傷	0	0
Asphyxiation	窒息	0	0
Contact with hot surface or substance	觸及灼熱表面或物質	2	0
Injured by animal	被動物所傷	0	0
Injured in workplace violence	於工作場所暴力事件中受傷	0	0
Others	其他類別	0	0
<b>TOTAL</b>	<b>總數</b>	<b>66</b>	<b>45</b>

## Notes:

1. Industrial accidents refer to injuries and deaths arising from industrial activities in industrial undertakings as defined under the Factories and Industrial Undertakings Ordinance.
2. Figures in brackets denote the number of fatalities.
3. The above accident figures are recorded as at 30 March 2012.

## 註釋:

1. 工業意外是指《工廠及工業經營條例》所界定的工業經營內發生的受傷或死亡意外，而這些意外是因工業活動而引致的。
2. 括號內的數字顯示死亡人數。
3. 上列意外數字為截至2012年3月30日所記錄的數字。



**Industrial Accidents in Wearing Apparel Industry  
in 2011  
- analysed by Type of Accident**

**二零一一年成衣製造業之工業意外個案 - 按意外類別分析**

Type of Accident 意外類別	2010 二零一零年	2011 二零一一年
Trapped in or between objects 受困於物件之內或物件之間	1	0
Injured whilst lifting or carrying 提舉或搬運物件時受傷	13	3
Slip, trip or fall on same level 滑倒、絆倒或在同一高度跌倒	3	1
Fall of person from height 人體從高處墮下	1	1
Striking against fixed or stationary object 與固定或不動的物件碰撞	2	2
Striking against or struck by moving object 被移動物件或與移動物件碰撞	2	2
Stepping on object 踏在物件上	0	0
Exposure to or contact with harmful substance 暴露於有害物質中或接觸有害物質	0	0
Contact with electricity or electric discharge 觸電或接觸放出的電流	0	0
Trapped by collapsing or overturning object 受困於倒塌或翻側的物件	0	0
Struck by falling object 遭墮下的物件撞擊	0	0
Struck by moving vehicle 遭移動中的車輛撞倒	2	0
Contact with moving machinery or object being machined 觸及開動中的機器或觸及以機器製造中的物件	12	6
Drowning 遇溺	0	0
Exposure to fire 火警燒傷	0	0
Exposure to explosion 爆炸受傷	0	0
Injured by hand tool 被手工具所傷	4	2
Injured by fall of ground 泥土傾瀉受傷	0	0
Asphyxiation 窒息	0	0
Contact with hot surface or substance 觸及灼熱表面或物質	0	1
Injured by animal 被動物所傷	0	0
Injured in workplace violence 於工作場所暴力事件中受傷	0	0
Others 其他類別	0	0
<b>TOTAL</b> 總數	<b>40</b>	<b>18</b>

## Notes:

- Industrial accidents refer to injuries and deaths arising from industrial activities in industrial undertakings as defined under the Factories and Industrial Undertakings Ordinance.
- Figures in brackets denote the number of fatalities.
- The above accident figures are recorded as at 30 March 2012.

## 註釋:

- 工業意外是指在《工廠及工業經營條例》所界定的工業經營內發生的受傷或死亡意外，而這些意外是因工業活動而引致的。
- 括號內的數字顯示死亡人數。
- 上列意外數字為截至2012年3月30日所記錄的數字。



**Industrial Accidents in Electronics Industry  
in 2011  
- analysed by Type of Accident**

**二零一一年電子業之工業意外個案 - 按意外類別分析**

Type of Accident 意外類別		2010 二零一零年	2011 二零一一年
Trapped in or between objects	受困於物件之內或物件之間	2	0
Injured whilst lifting or carrying	提舉或搬運物件時受傷	31	14
Slip, trip or fall on same level	滑倒、絆倒或在同一高度跌倒	5	4
Fall of person from height	人體從高處墮下	0	1
Striking against fixed or stationary object	與固定或不動的物件碰撞	7	5
Striking against or struck by moving object	被移動物件或與移動物件碰撞	8	9
Stepping on object	踏在物件上	0	0
Exposure to or contact with harmful substance	暴露於有害物質中或接觸有害物質	1	1
Contact with electricity or electric discharge	觸電或接觸放出的電流	1	0
Trapped by collapsing or overturning object	受困於倒塌或翻側的物件	0	0
Struck by falling object	遭墮下的物件撞擊	0	0
Struck by moving vehicle	遭移動中的車輛撞倒	1	1
Contact with moving machinery or object being machined	觸及開動中的機器或觸及以機器製造中的物件	10	4
Drowning	遇溺	0	0
Exposure to fire	火警燒傷	0	0
Exposure to explosion	爆炸受傷	0	0
Injured by hand tool	被手工具所傷	5	2
Injured by fall of ground	泥土傾瀉受傷	0	0
Asphyxiation	窒息	0	0
Contact with hot surface or substance	觸及灼熱表面或物質	0	1
Injured by animal	被動物所傷	0	0
Injured in workplace violence	於工作場所暴力事件中受傷	0	0
Others	其他類別	2	1
<b>TOTAL</b>	<b>總數</b>	<b>73</b>	<b>43</b>

## Notes:

- Industrial accidents refer to injuries and deaths arising from industrial activities in industrial undertakings as defined under the Factories and Industrial Undertakings Ordinance.
- Figures in brackets denote the number of fatalities.
- The above accident figures are recorded as at 30 March 2012.

## 註釋:

- 工業意外是指在《工廠及工業經營條例》所界定的工業經營內發生的受傷或死亡意外，而這些意外是因工業活動而引致的。
- 括號內的數字顯示死亡人數。
- 上列意外數字為截至2012年3月30日所記錄的數字。



**Industrial Accidents in Fabricated Metal Products Industry  
in 2011  
- analysed by Type of Accident**

**二零一一年金屬製品製造業之工業意外個案 - 按意外類別分析**

Type of Accident 意外類別	2010 二零一零年	2011 二零一一年
Trapped in or between objects 受困於物件之內或物件之間	3	0
Injured whilst lifting or carrying 提舉或搬運物件時受傷	18	29
Slip, trip or fall on same level 滑倒、絆倒或在同一高度跌倒	3	5
Fall of person from height 人體從高處墮下	0	3
Striking against fixed or stationary object 與固定或不動的物件碰撞	2	10
Striking against or struck by moving object 被移動物件或與移動物件碰撞	5	13
Stepping on object 踏在物件上	0	0
Exposure to or contact with harmful substance 暴露於有害物質中或接觸有害物質	0	1
Contact with electricity or electric discharge 觸電或接觸放出的電流	0	0
Trapped by collapsing or overturning object 受困於倒塌或翻側的物件	0	0
Struck by falling object 遭墮下的物件撞擊	1	0
Struck by moving vehicle 遭移動中的車輛撞倒	0	0
Contact with moving machinery or object being machined 觸及開動中的機器或觸及以機器製造中的物件	12	13
Drowning 遇溺	0	0
Exposure to fire 火警燒傷	0	0
Exposure to explosion 爆炸受傷	0	1
Injured by hand tool 被手工具所傷	0	1
Injured by fall of ground 泥土傾瀉受傷	0	0
Asphyxiation 窒息	0	0
Contact with hot surface or substance 觸及灼熱表面或物質	1	0
Injured by animal 被動物所傷	0	0
Injured in workplace violence 於工作場所暴力事件中受傷	0	0
Others 其他類別	1	0
<b>TOTAL</b> 總數	<b>46</b>	<b>76</b>

## Notes:

1. Industrial accidents refer to injuries and deaths arising from industrial activities in industrial undertakings as defined under the Factories and Industrial Undertakings Ordinance.
2. Figures in brackets denote the number of fatalities.
3. The above accident figures are recorded as at 30 March 2012.

## 註釋:

1. 工業意外是指在《工廠及工業經營條例》所界定的工業經營內發生的受傷或死亡意外，而這些意外是因工業活動而引致的。
2. 括號內的數字顯示死亡人數。
3. 上列意外數字為截至2012年3月30日所記錄的數字。





## Industrial Accidents in Rubber and Plastics Products Industry in 2011

### - analysed by Type of Accident

#### 二零一一年橡膠及塑膠產品製造業之工業意外個案 - 按意外類別分析

Type of Accident 意外類別		2010 二零一零年	2011 二零一一年
Trapped in or between objects	受困於物件之內或物件之間	1	1
Injured whilst lifting or carrying	提舉或搬運物件時受傷	6	11
Slip, trip or fall on same level	滑倒、絆倒或在同一高度跌倒	3	3
Fall of person from height	人體從高處墮下	2	1
Striking against fixed or stationary object	與固定或不動的物件碰撞	2	4
Striking against or struck by moving object	被移動物件或與移動物件碰撞	10	7
Stepping on object	踏在物件上	0	0
Exposure to or contact with harmful substance	暴露於有害物質中或接觸有害物質	0	0
Contact with electricity or electric discharge	觸電或接觸放出的電流	0	0
Trapped by collapsing or overturning object	受困於倒塌或翻側的物件	0	0
Struck by falling object	遭墮下的物件撞擊	1	0
Struck by moving vehicle	遭移動中的車輛撞倒	1	1
Contact with moving machinery or object being machined	觸及開動中的機器或觸及以機器製造中的物件	5	8
Drowning	遇溺	0	0
Exposure to fire	火警燒傷	0	0
Exposure to explosion	爆炸受傷	0	0
Injured by hand tool	被手工具所傷	3	1
Injured by fall of ground	泥土傾瀉受傷	0	0
Asphyxiation	窒息	0	0
Contact with hot surface or substance	觸及灼熱表面或物質	1	1
Injured by animal	被動物所傷	0	0
Injured in workplace violence	於工作場所暴力事件中受傷	0	0
Others	其他類別	0	1
<b>TOTAL</b>	<b>總數</b>	<b>35</b>	<b>39</b>

## Notes:

- Industrial accidents refer to injuries and deaths arising from industrial activities in industrial undertakings as defined under the Factories and Industrial Undertakings Ordinance.
- Figures in brackets denote the number of fatalities.
- The above accident figures are recorded as at 30 March 2012.

## 註釋:

- 工業意外是指在《工廠及工業經營條例》所界定的工業經營內發生的受傷或死亡意外，而這些意外是因工業活動而引致的。
- 括號內的數字顯示死亡人數。
- 上列意外數字為截至2012年3月30日所記錄的數字。



## Industrial Accidents in Shipbuilding and Shiprepairing Industry in 2011

### - analysed by Type of Accident

#### 二零一一年造船及修船業之工業意外個案 - 按意外類別分析

Type of Accident 意外類別		2010 二零一零年	2011 二零一一年
Trapped in or between objects	受困於物件之內或物件之間	0	2
Injured whilst lifting or carrying	提舉或搬運物件時受傷	15	10
Slip, trip or fall on same level	滑倒、絆倒或在同一高度跌倒	10	7
Fall of person from height	人體從高處墮下	1	5
Striking against fixed or stationary object	與固定或不動的物件碰撞	6	2
Striking against or struck by moving object	被移動物件或與移動物件碰撞	14	10
Stepping on object	踏在物件上	0	0
Exposure to or contact with harmful substance	暴露於有害物質中或接觸有害物質	0	1
Contact with electricity or electric discharge	觸電或接觸放出的電流	0	0
Trapped by collapsing or overturning object	受困於倒塌或翻側的物件	0	0
Struck by falling object	遭墮下的物件撞擊	3	1
Struck by moving vehicle	遭移動中的車輛撞倒	0	0
Contact with moving machinery or object being machined	觸及開動中的機器或觸及以機器製造中的物件	3	2
Drowning	遇溺	0	0
Exposure to fire	火警燒傷	0	0
Exposure to explosion	爆炸受傷	0	0
Injured by hand tool	被手工具所傷	3	4
Injured by fall of ground	泥土傾瀉受傷	0	0
Asphyxiation	窒息	0	0
Contact with hot surface or substance	觸及灼熱表面或物質	0	0
Injured by animal	被動物所傷	0	0
Injured in workplace violence	於工作場所暴力事件中受傷	0	0
Others	其他類別	0	1
<b>TOTAL</b>	<b>總數</b>	<b>55</b>	<b>45</b>

## Notes:

- Industrial accidents refer to injuries and deaths arising from industrial activities in industrial undertakings as defined under the Factories and Industrial Undertakings Ordinance.
- Figures in brackets denote the number of fatalities.
- The above accident figures are recorded as at 30 March 2012.

## 註釋:

- 工業意外是指在《工廠及工業經營條例》所界定的工業經營內發生的受傷或死亡意外，而這些意外是因工業活動而引致的。
- 括號內的數字顯示死亡人數。
- 上列意外數字為截至2012年3月30日所記錄的數字。



## Industrial Accidents in Printing and Reproduction of Recorded Media Industry in 2011

### - analysed by Type of Accident

#### 二零一一年印刷及已儲錄資料媒體的複製業之工業意外個案 - 按意外類別分析

Type of Accident 意外類別		2010 二零一零年	2011 二零一一年
Trapped in or between objects	受困於物件之內或物件之間	1	2
Injured whilst lifting or carrying	提舉或搬運物件時受傷	50	37
Slip, trip or fall on same level	滑倒、絆倒或在同一高度跌倒	25	24
Fall of person from height	人體從高處墮下	4	3
Striking against fixed or stationary object	與固定或不動的物件碰撞	14	13
Striking against or struck by moving object	被移動物件或與移動物件碰撞	13	18
Stepping on object	踏在物件上	0	3
Exposure to or contact with harmful substance	暴露於有害物質中或接觸有害物質	0	2
Contact with electricity or electric discharge	觸電或接觸放出的電流	0	0
Trapped by collapsing or overturning object	受困於倒塌或翻側的物件	0	0
Struck by falling object	遭墮下的物件撞擊	0	2
Struck by moving vehicle	遭移動中的車輛撞倒	2	4
Contact with moving machinery or object being machined	觸及開動中的機器或觸及以機器製造中的物件	30	30
Drowning	遇溺	0	0
Exposure to fire	火警燒傷	1	0
Exposure to explosion	爆炸受傷	0	0
Injured by hand tool	被手工具所傷	10	12
Injured by fall of ground	泥土傾瀉受傷	0	0
Asphyxiation	窒息	0	0
Contact with hot surface or substance	觸及灼熱表面或物質	1	0
Injured by animal	被動物所傷	0	0
Injured in workplace violence	於工作場所暴力事件中受傷	0	0
Others	其他類別	4	3
<b>TOTAL</b>	<b>總數</b>	<b>155</b>	<b>153</b>

## Notes:

- Industrial accidents refer to injuries and deaths arising from industrial activities in industrial undertakings as defined under the Factories and Industrial Undertakings Ordinance.
- Figures in brackets denote the number of fatalities.
- The above accident figures are recorded as at 30 March 2012.

## 註釋:

- 工業意外是指在《工廠及工業經營條例》所界定的工業經營內發生的受傷或死亡意外，而這些意外是因工業活動而引致的。
- 括號內的數字顯示死亡人數。
- 上列意外數字為截至2012年3月30日所記錄的數字。



**Industrial Accidents in Construction Industry  
in 2011  
- analysed by Type of Accident**

**二零一一年建造業之工業意外個案 - 按意外類別分析**

Type of Accident 意外類別	2010 二零一零年	2011 二零一一年
Trapped in or between objects 受困於物件之內或物件之間	85	106 (1)
Injured whilst lifting or carrying 提舉或搬運物件時受傷	546	605
Slip, trip or fall on same level 滑倒、絆倒或在同一高度跌倒	573	634
Fall of person from height 人體從高處墮下	406 (6)	390 (10)
Striking against fixed or stationary object 與固定或不動的物件碰撞	302	279
Striking against or struck by moving object 被移動物件或與移動物件碰撞	442	522 (3)
Stepping on object 踏在物件上	27	29
Exposure to or contact with harmful substance 暴露於有害物質中或接觸有害物質	7	20
Contact with electricity or electric discharge 觸電或接觸放出的電流	7 (1)	6 (2)
Trapped by collapsing or overturning object 受困於倒塌或翻側的物件	1	8 (2)
Struck by falling object 遭墮下的物件撞擊	75	73 (3)
Struck by moving vehicle 遭移動中的車輛撞倒	7	13
Contact with moving machinery or object being machined 觸及開動中的機器或觸及以機器製造中的物件	245 (2)	216
Drowning 遇溺	0	1 (1)
Exposure to fire 火警燒傷	5	11
Exposure to explosion 爆炸受傷	3	9 (1)
Injured by hand tool 被手工具所傷	102	116
Injured by fall of ground 泥土傾瀉受傷	0	1
Asphyxiation 窒息	0	0
Contact with hot surface or substance 觸及灼熱表面或物質	20	20
Injured by animal 被動物所傷	0	2
Injured in workplace violence 於工作場所暴力事件中受傷	0	0
Others 其他類別	31	51
<b>TOTAL</b> 總數	<b>2 884 (9)</b>	<b>3 112 (23)</b>

## Notes:

1. Industrial accidents refer to injuries and deaths arising from industrial activities in industrial undertakings as defined under the Factories and Industrial Undertakings Ordinance.
2. Figures in brackets denote the number of fatalities.
3. The above accident figures are recorded as at 30 March 2012.

## 註釋:

1. 工業意外是指在《工廠及工業經營條例》所界定的工業經營內發生的受傷或死亡意外，而這些意外是因工業活動而引致的。
2. 括號內的數字顯示死亡人數。
3. 上列意外數字為截至2012年3月30日所記錄的數字。



## Industrial Accidents in Food and Beverage Services in 2011

### - analysed by Type of Accident

#### 二零一一年餐飲服務業之工業意外個案 - 按意外類別分析

Type of Accident 意外類別		2010 二零一零年	2011 二零一一年
Trapped in or between objects	受困於物件之內或物件之間	96	91
Injured whilst lifting or carrying	提舉或搬運物件時受傷	1 205	1 180
Slip, trip or fall on same level	滑倒、絆倒或在同一高度跌倒	1 219	1 182
Fall of person from height	人體從高處墮下	44	34
Striking against fixed or stationary object	與固定或不動的物件碰撞	735	713
Striking against or struck by moving object	被移動物件或與移動物件碰撞	341	334
Stepping on object	踏在物件上	8	6
Exposure to or contact with harmful substance	暴露於有害物質中或接觸有害物質	70	65
Contact with electricity or electric discharge	觸電或接觸放出的電流	3	3
Trapped by collapsing or overturning object	受困於倒塌或翻側的物件	0	0
Struck by falling object	遭墮下的物件撞擊	20	25
Struck by moving vehicle	遭移動中的車輛撞倒	23	32
Contact with moving machinery or object being machined	觸及開動中的機器或觸及以機器製造中的物件	94	82
Drowning	遇溺	0	0
Exposure to fire	火警燒傷	14	21
Exposure to explosion	爆炸受傷	0	0
Injured by hand tool	被手工具所傷	1 862	1 663
Injured by fall of ground	泥土傾瀉受傷	0	0
Asphyxiation	窒息	0	0
Contact with hot surface or substance	觸及灼熱表面或物質	1 729	1 652
Injured by animal	被動物所傷	34	14
Injured in workplace violence	於工作場所暴力事件中受傷	0	4
Others	其他類別	44	57
<b>TOTAL</b>	<b>總數</b>	<b>7 541</b>	<b>7 158</b>

## Notes:

- Industrial accidents refer to injuries and deaths arising from industrial activities in industrial undertakings as defined under the Factories and Industrial Undertakings Ordinance.
- Figures in brackets denote the number of fatalities.
- The above accident figures are recorded as at 30 March 2012.

## 註釋:

- 工業意外是指在《工廠及工業經營條例》所界定的工業經營內發生的受傷或死亡意外，而這些意外是因工業活動而引致的。
- 括號內的數字顯示死亡人數。
- 上列意外數字為截至2012年3月30日所記錄的數字。



Statistics of Confirmed Occupational Diseases (excluding Silicosis, Asbestosis, Mesothelioma, Occupational Deafness and Gas Poisoning) by Industry in 2011

二零一一年各行業中經證實為職業病的個案數字統計(矽肺病、石棉沉着病、間皮瘤、職業性失聰及氣體中毒除外)

Industries 行業	Occupational Disease Codes (2010)								Occupational Disease Codes (2011)							
	職業病譯碼 (二零一零年)								職業病譯碼 (二零一一年)							
	3	8	11	14	16	17	40	Total 總數	3	8	11	14	16	17	40	Total 總數
Agriculture, forestry and fishing 農業、林業及漁業	0	0	0	0	0	0	0	0	0	0	0	0	0	0	0	0
Mining and Quarrying 採礦及採石業	0	0	0	0	0	0	0	0	0	0	0	0	0	0	0	0
Manufacturing 製造業	0	5	0	0	0	0	0	5	0	5	0	0	0	0	0	5
Electricity, gas and waste management 電力、燃氣及廢棄物管理	0	0	0	0	0	0	0	0	0	0	0	0	0	0	0	0
Construction 建造業	0	0	0	0	0	0	1	1	1	0	0	0	0	0	0	1
Import/export, wholesale and retail trades 進出口貿易、批發及零售業	0	8	0	0	3	0	0	11	0	6	0	0	1	0	0	7
Transportation, storage, postal and courier services 運輸、倉庫、郵政及速遞服務	0	3	0	0	0	0	0	3	0	2	0	0	0	0	0	2
Accommodation and food services 住宿及膳食服務	0	4	0	0	0	0	1	5	0	14	0	0	0	0	1	15
Information and communications 資訊及通訊	0	0	0	0	0	0	0	0	0	0	0	0	0	0	0	0
Financing and insurance 金融及保險	0	1	0	0	0	0	0	1	0	6	0	0	0	0	0	6
Real estate 地產	0	0	0	0	0	0	0	0	0	0	0	0	0	0	0	0
Professional and business services 專業及商用服務	0	4	0	0	0	0	0	4	0	4	0	0	0	0	0	4
Public administration, and social and personal services 公共行政以及社會及個人服務	1	23	0	11	0	0	3	38	2	33	1	17	0	1	6	60
Other industries 其他行業	0	0	0	0	0	0	0	0	0	0	0	0	0	0	0	0
<b>Total 總數</b>	<b>1</b>	<b>48</b>	<b>0</b>	<b>11</b>	<b>3</b>	<b>0</b>	<b>5</b>	<b>68</b>	<b>3</b>	<b>70</b>	<b>1</b>	<b>17</b>	<b>1</b>	<b>1</b>	<b>7</b>	<b>100</b>

Occupational Disease Codes

3 = Compressed Air Illness  
8 = Tenosynovitis of the Hand or Forearm  
11 = Leptospirosis  
14 = Tuberculosis  
16 = *Streptococcus suis* Infection  
17 = Avian Chlamydiosis  
40 = Occupational Dermatitis

職業病譯碼

3 = 氣壓病  
8 = 手部或前臂腱鞘炎  
11 = 鈎端螺旋體病  
14 = 結核病  
16 = 豬型鏈球菌感染  
17 = 鸚鵡熱或飼鳥病  
40 = 職業性皮膚炎

Notes:

- 1) For information on silicosis, asbestosis and mesothelioma, please refer to the Pneumoconiosis Compensation Fund Board.
- 2) For information on occupational deafness, please refer to the Occupational Deafness Compensation Board.

附註：

- 1) 有關矽肺病、石棉沉着病及間皮瘤，請參考肺塵埃沉着病補償基金委員會所發表的資料。
- 2) 有關職業性失聰，請參考職業性失聰補償管理局所發表的資料。



## Number of Confirmed Occupational Diseases in 2011

### 二零一一年經證實為職業病的個案數字

Occupational Disease 職業病	2010 二零一零年	2011 二零一一年
Occupational Deafness 職業性失聰 <sup>1</sup>	70	157
Tenosynovitis of the Hand or Forearm 手部或前臂腱鞘炎	48	70
Silicosis 矽肺病	61	63
Tuberculosis 結核病	11	17
Mesothelioma 間皮瘤	12	13
Gas Poisoning 氣體中毒 <sup>2</sup>	17 ( 8 )	11 ( 5 )
Asbestosis 石棉沉着病	1	9
Occupational Dermatitis 職業性皮膚炎	5	7
Compressed Air Illness 氣壓病	1	3
Leptospirosis 鈎端螺旋體病	0	1
<i>Streptococcus suis</i> Infection 豬型鏈球菌感染	3	1
Avian Chlamydiosis 鸚鵡熱或飼鳥病	0	1
<b>Total 總數</b>	<b>229</b>	<b>353</b>

Notes:

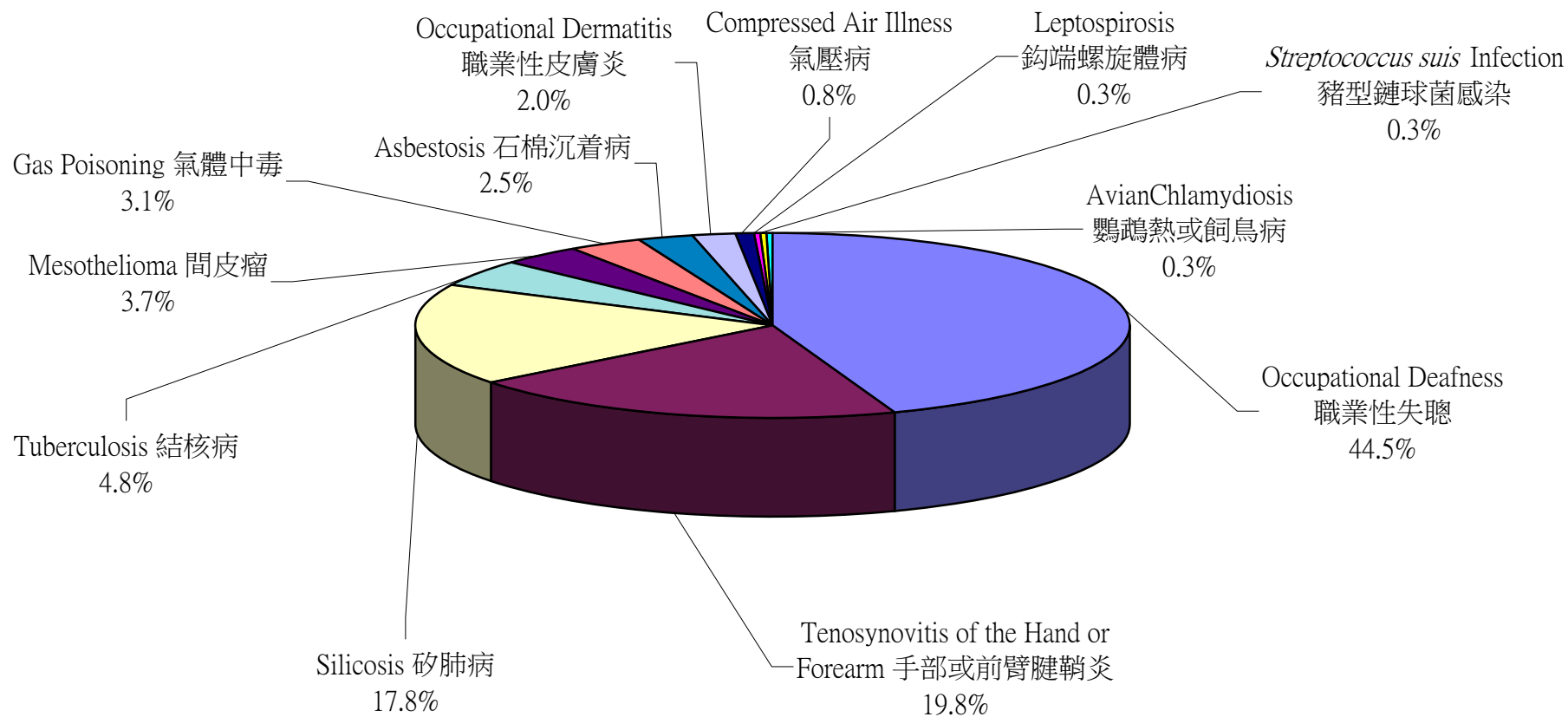
1. The coverage of the Occupational Deafness (Compensation) Ordinance has been extended to employees with noise-induced monaural hearing loss in April 2010. In 2011, there were 69 such cases.
2. The figure in bracket denotes the number of incidents.

附註：

1. 《職業性失聰(補償)條例》的補償範圍已在2010年4月延伸至罹患噪音引致單耳失聰的僱員。在2011年，該些個案共有69宗。
2. 括號中的數字為事件次數。



## 二零一一年經證實為職業病的個案數字 Number of Confirmed Occupational Diseases in 2011



<span style="color: blue;">■</span> Occupational Deafness 職業性失聰	<span style="color: purple;">■</span> Tenosynovitis of the Hand or Forearm 手部或前臂腱鞘炎
<span style="color: yellow;">■</span> Silicosis 矽肺病	<span style="color: lightblue;">■</span> Tuberculosis 結核病
<span style="color: darkred;">■</span> Mesothelioma 間皮瘤	<span style="color: orange;">■</span> Gas Poisoning 氣體中毒
<span style="color: cyan;">■</span> Asbestosis 石棉沉着病	<span style="color: lightpurple;">■</span> Occupational Dermatitis 職業性皮膚炎
<span style="color: darkblue;">■</span> Compressed Air Illness 氣壓病	<span style="color: magenta;">■</span> Leptospirosis 鈎端螺旋體病
<span style="color: yellowgreen;">■</span> Streptococcus suis Infection 豬型鏈球菌感染	<span style="color: teal;">■</span> Avian Chlamydiosis 鸚鵡熱或飼鳥病





## Industrial Accidents in Construction Industry (2002 - 2011) 建造業之工業意外數字 (2002 - 2011)

	2002	2003	2004	2005	2006	2007	2008	2009	2010	2011
No. of Accidents 意外數目	6 239	4 367	3 833	3 548	3 400	3 042	3 033	2 755	2 884	3 112
No. of Fatalities 致命意外數目	24	25	17	25	16	19	20	19	9	23
Employment Size 受僱人數	73 223	64 112	63 520	59 266	52 865	50 185	49 422	50 501	55 341	62 635
Acc. rate/1 000 Workers 每1 000工人計的意外率	85.2	68.1	60.3	59.9	64.3	60.6	61.4	54.6	52.1	49.7
Fatality rate/1 000 Workers 每1 000工人計的致命意外率	0.328	0.390	0.268	0.422	0.303	0.379	0.405	0.376	0.163	0.367

Notes:

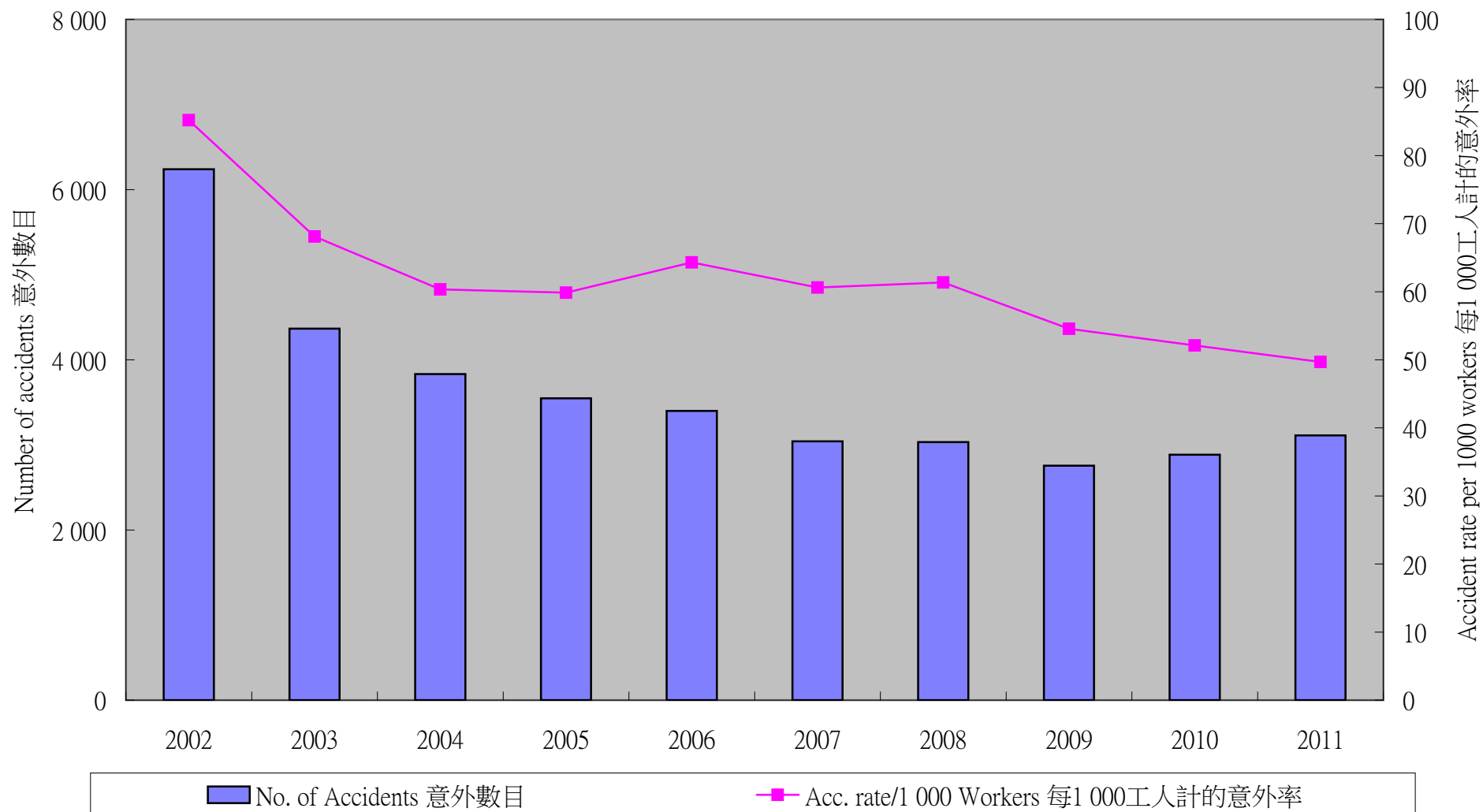
1. The statistics prior to 2009 are compiled based on Hong Kong Standard Industrial Classification (HSIC) Version 1.1 while the statistics from 2009 onwards are compiled based on HSIC Version 2.0.
2. Employment size only covers manual workers on construction sites.
3. Employment size for calculating the accident rate per 1 000 workers are based on the **Quarterly Report of Employment and Vacancies Statistics** published by the Census and Statistics Department (C&SD). Since 2009, the Quarterly Survey of Employment and Vacancies (SEV) conducted by the C&SD has been enhanced to adopt the Hong Kong Standard Industrial Classification (HSIC) Version 2.0 to replace the HSIC Version 1.1 in compiling the statistics on the number of establishments, persons engaged and vacancies. Hence, the employment size from 2009 onwards are in HSIC Version 2.0.
4. The SEV coverage for Construction Industry under HSIC Version 1.1 and HSIC Version 2.0 are the same.

註釋:

1. 2009年以前的統計數字是根據《香港標準行業分類1.1版》編製，而2009年起的統計數字是根據《香港標準行業分類2.0版》編製。
2. 受僱人數只包括在建築地盤工作的工人。
3. 用以計算每1 000名工人計意外率之受僱人數資料源自政府統計處發表的《就業及空缺按季統計報告》。由2009年開始，政府統計處所進行的「僱傭及職位空缺按季統計調查」已採用《香港標準行業分類2.0版》編製機構單位數目、就業人數及職位空缺數目的統計數字，以取替沿用的《香港標準行業分類1.1版》。由2009年開始，受僱人數是按《香港標準行業分類2.0版》編製。
4. 「僱傭及職位空缺按季統計調查」中的建造業在《香港標準行業分類1.1版》和《香港標準行業分類2.0版》的涵蓋範圍是相同。



建造業之工業意外數字 (2002 - 2011)  
**Industrial Accidents in Construction Industry (2002 - 2011)**





## Industrial Accidents in Catering Industry (1999 - 2008)

### 飲食業之工業意外數字(1999 - 2008)

	1999	2000	2001	2002	2003	2004	2005	2006	2007	2008
No. of Accidents 意外數目	12 549	12 621	11 914	10 149	8 527	9 410	8 902	9 294	8 876	8 049
No. of Fatalities 致命意外數目	0	2	0	0	0	0	0	0	0	0
Total No. of Workers 工人總數	187 614	190 685	193 881	185 395	171 999	182 791	188 157	196 935	204 020	207 735
Acc. rate/1 000 Workers 每1 000工人計的意外率	66.9	66.2	61.5	54.7	49.6	51.5	47.3	47.2	43.5	38.7
Fatality rate/1 000 Workers 每1 000工人計的致命意外率	0.000	0.010	0.000	0.000	0.000	0.000	0.000	0.000	0.000	0.000

Notes:

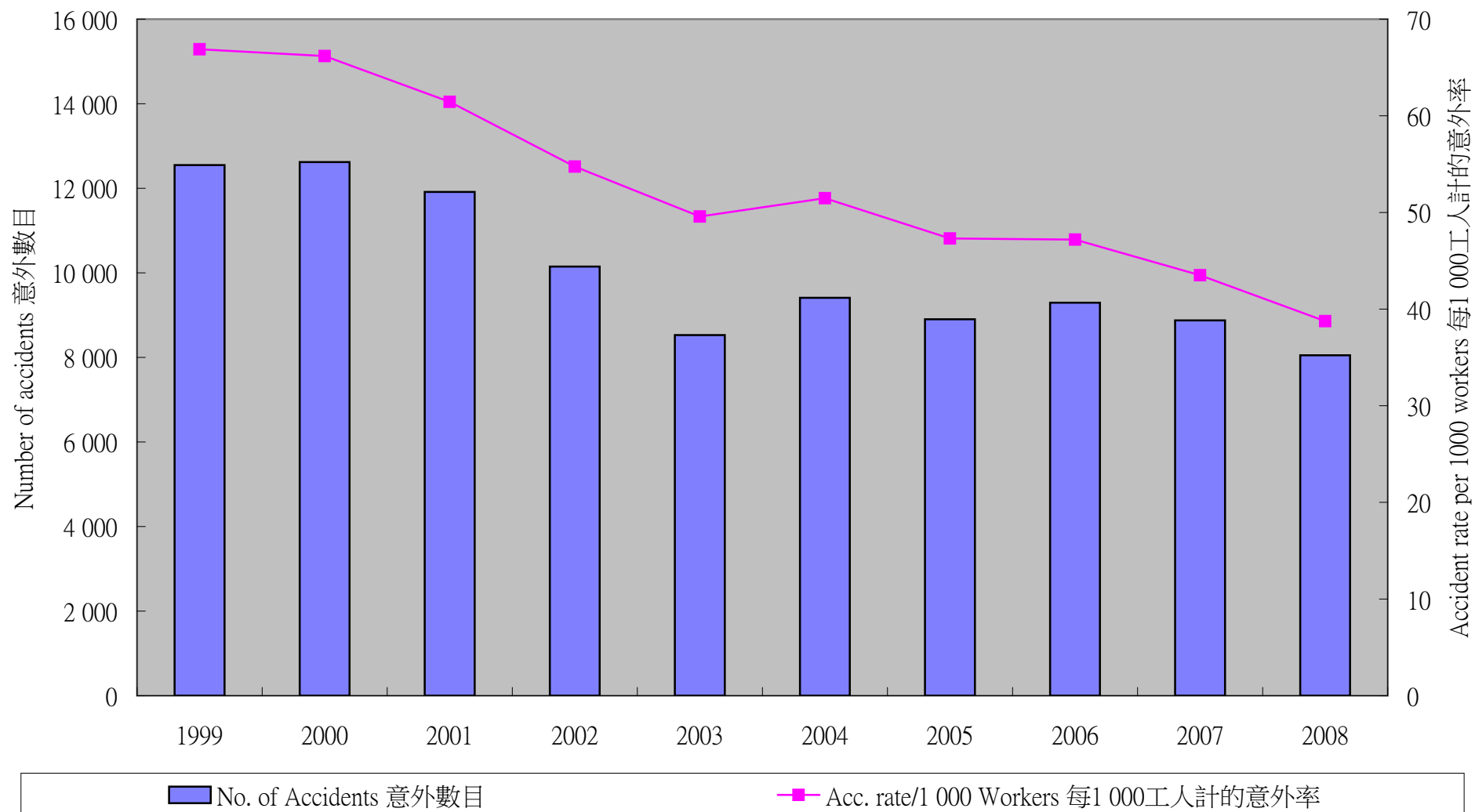
1. The statistics are compiled based on Hong Kong Standard Industrial Classification Version 1.1.
2. Employment size for calculating the accident rate per 1 000 workers are based on the Quarterly Report of Employment and Vacancies Statistics published by the Census and Statistics Department (C&SD).

註釋:

1. 統計數字是根據《香港標準行業分類1.1版》編製。
2. 用以計算每1 000名工人計意外率之受僱人數資料源自政府統計處發表的《就業及空缺按季統計報告》。



飲食業之工業意外數字(1999 - 2008)  
**Industrial Accidents in Catering Industry (1999 - 2008)**





## Industrial Accidents in Food and Beverage Services (2009 - 2011) 餐飲服務業之工業意外數字 (2009 - 2011)

	2009	2010	2011
No. of Accidents 意外數目	7 470	7 541	7 158
No. of Fatalities 致命意外數目	0	0	0
Employment Size 受僱人數	209 365	217 088	231 368
Acc. rate/1 000 Workers 每1 000工人計的意外率	35.7	34.7	30.9
Fatality rate/1 000 Workers 每1 000工人計的致命意外率	0.000	0.000	0.000

Notes:

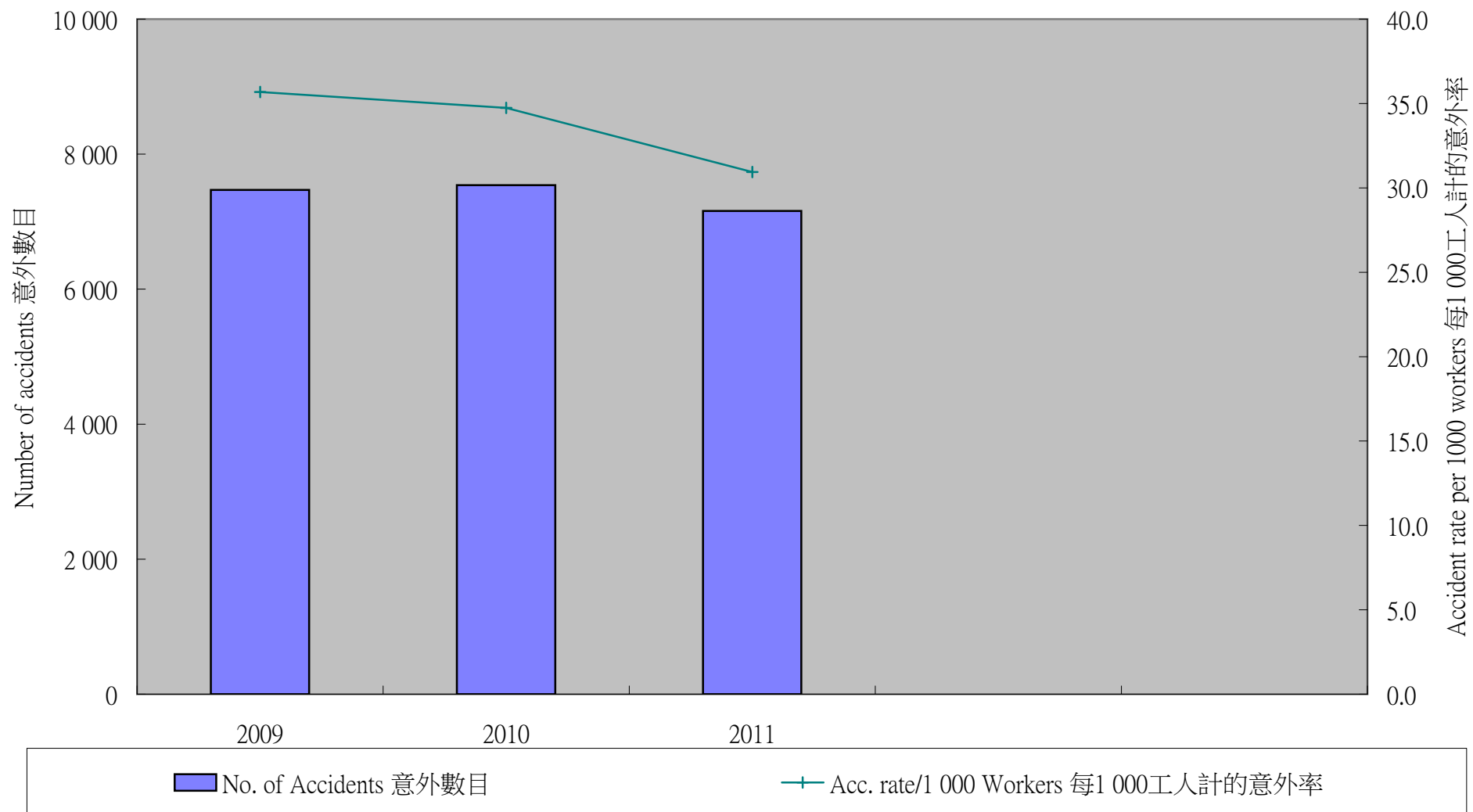
1. The statistics are compiled based on Hong Kong Standard Industrial Classification (HSIC) Version 2.0.
2. Employment size for calculating the accident rate per 1 000 workers are based on the **Quarterly Report of Employment and Vacancies Statistics** published by the Census and Statistics Department (C&SD). Since 2009, the Quarterly Survey of Employment and Vacancies (SEV) conducted by the C&SD has been enhanced to adopt the HSIC Version 2.0 to replace the HSIC Version 1.1 in compiling the statistics on the number of establishments, persons engaged and vacancies. Hence, the employment size from 2009 onwards are in HSIC Version 2.0.
3. The statistics from 2009 onwards cannot be compared with those of previous years due to the changes in coverage of individual industries (except Construction Industry) in HSIC Version 2.0.

註釋:

1. 統計數字是根據《香港標準行業分類2.0版》編製。
2. 用以計算每1 000名工人計意外率之受僱人數資料源自政府統計處發表的《就業及空缺按季統計報告》。由2009年開始，政府統計處所進行的「僱傭及職位空缺按季統計調查」已採用《香港標準行業分類2.0版》編製機構單位數目、就業人數及職位空缺數目的統計數字，以取替沿用的《香港標準行業分類1.1版》。由2009年開始，受僱人數是按《香港標準行業分類2.0版》編製。
3. 由於《香港標準行業分類2.0版》改變了個別行業涵蓋範圍（建造業除外），因此2009年起的統計數字不能與過往年份的數字作全面比較。



餐飲服務業之工業意外數字 (2009 - 2011)  
Industrial Accidents in Food and Beverage Services (2009 - 2011)





## Industrial Accidents in Manufacturing Industry (1999 - 2008) 製造業之工業意外數字(1999 - 2008)

	1999	2000	2001	2002	2003	2004	2005	2006	2007	2008
No. of Accidents 意外數目	5 499	5 436	4 385	3 636	2 719	2 936	2 912	2 949	2 735	2 467
No. of Fatalities 致命意外數目	2	3	3	0	2	2	0	6	3	2
Total No. of Workers 工人總數	247 830	232 039	211 995	193 013	173 133	167 952	164 668	160 505	157 001	151 618
Acc. rate/1 000 Workers 每1 000工人計的意外率	22.2	23.4	20.7	18.8	15.7	17.5	17.7	18.4	17.4	16.3
Fatality rate/1 000 Workers 每1 000工人計的致命意外率	0.008	0.013	0.014	0.000	0.012	0.012	0.000	0.037	0.019	0.013

Notes:

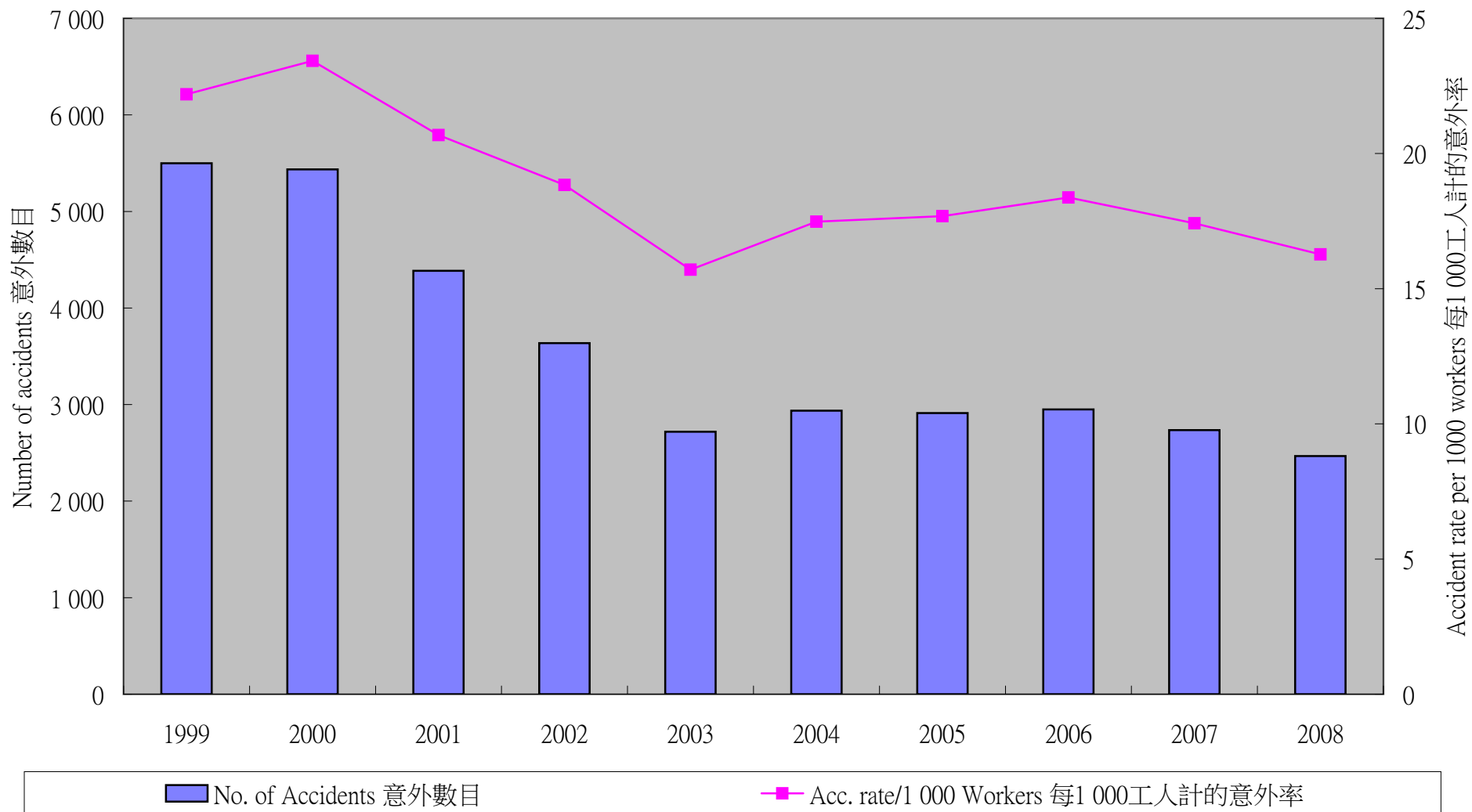
1. The statistics are compiled based on Hong Kong Standard Industrial Classification Version 1.1.
2. Employment size for calculating the accident rate per 1 000 workers are based on the Quarterly Report of Employment and Vacancies Statistics published by the Census and Statistics Department (C&SD).

註釋:

1. 統計數字是根據《香港標準行業分類1.1版》編製。
2. 用以計算每1 000名工人計意外率之受僱人數資料源自政府統計處發表的《就業及空缺按季統計報告》。



製造業之工業意外數字(1999 - 2008)  
Industrial Accidents in Manufacturing Industry (1999 - 2008)







## Industrial Accidents in Manufacturing Industry (2009 - 2011) 製造業之工業意外數字 (2009 - 2011)

	2009	2010	2011
No. of Accidents 意外數目	1 991	2 009	2 001
No. of Fatalities 致命意外數目	1	1	4
Employment Size 受僱人數	124 990	119 415	112 716
Acc. rate/1 000 Workers 每1 000工人計的意外率	15.9	16.8	17.8
Fatality rate/1 000 Workers 每1 000工人計的致命意外率	0.008	0.008	0.035

Notes:

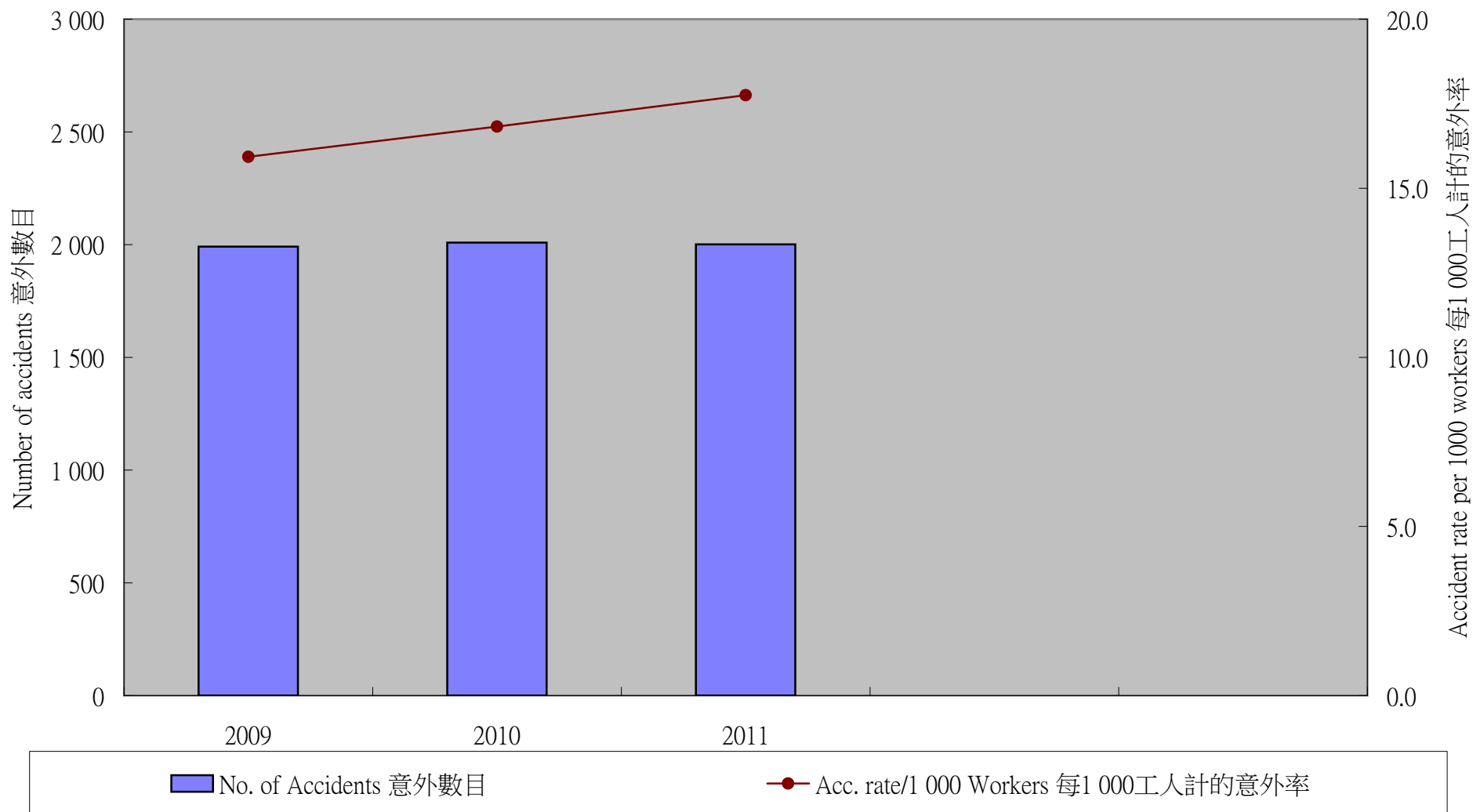
1. The statistics are compiled based on Hong Kong Standard Industrial Classification (HSIC) Version 2.0.
2. Employment size for calculating the accident rate per 1 000 workers are based on the Quarterly Report of Employment and Vacancies Statistics published by the Census and Statistics Department (C&SD). Since 2009, the Quarterly Survey of Employment and Vacancies (SEV) conducted by the C&SD has been enhanced to adopt the HSIC Version 2.0 to replace the HSIC Version 1.1 in compiling the statistics on the number of establishments, persons engaged and vacancies. Hence, the employment size from 2009 onwards are in HSIC Version 2.0.
3. The statistics from 2009 onwards cannot be compared with those of previous years due to the changes in coverage of individual industries (except Construction Industry) in HSIC Version 2.0.

註釋:

1. 統計數字是根據《香港標準行業分類2.0版》編製。
2. 用以計算每1 000名工人計意外率之受僱人數資料源自政府統計處發表的《就業及空缺按季統計報告》。由2009年開始，政府統計處所進行的「僱傭及職位空缺按季統計調查」已採用《香港標準行業分類2.0版》編製機構單位數目、就業人數及職位空缺數目的統計數字，以取替沿用的《香港標準行業分類1.1版》。由2009年開始，受僱人數是按《香港標準行業分類2.0版》編製。
3. 由於《香港標準行業分類2.0版》改變了個別行業涵蓋範圍（建造業除外），因此2009年起的統計數字不能與過往年份的數字作全面比較。



製造業之工業意外數字 (2009 - 2011)  
**Industrial Accidents in Manufacturing Industry (2009 - 2011)**





## Industrial Accidents in Major Industries (1999 - 2008)

### 主要行業之工業意外數字(1999 - 2008)

	1999	2000	2001	2002	2003	2004	2005	2006	2007	2008
<b>No. of Accidents</b> 意外數目										
Construction Industry 建造業	14 078	11 925	9 206	6 239	4 367	3 833	3 548	3 400	3 042	3 033
Catering Industry 飲食業	12 549	12 621	11 914	10 149	8 527	9 410	8 902	9 294	8 876	8 049
Manufacturing Industry 製造業	5 499	5 436	4 385	3 636	2 719	2 936	2 912	2 949	2 735	2 467
<b>Acc. Rate/1 000 Workers</b> 每1 000工人計的意外率										
Construction Industry 建造業	198.4	149.8	114.6	85.2	68.1	60.3	59.9	64.3	60.6	61.4
Catering Industry 飲食業	66.9	66.2	61.5	54.7	49.6	51.5	47.3	47.2	43.5	38.7
Manufacturing Industry 製造業	22.2	23.4	20.7	18.8	15.7	17.5	17.7	18.4	17.4	16.3

Notes:

1. The statistics are compiled based on Hong Kong Standard Industrial Classification (HSIC) Version 1.1.
2. Employment size for calculating the accident rate per 1 000 workers are based on the Quarterly Report of Employment and Vacancies Statistics published by the Census and Statistics Department (C&SD).

註釋:

1. 統計數字是根據《香港標準行業分類1.1版》編製。
2. 用以計算每1 000名工人計意外率之受僱人數資料源自政府統計處發表的《就業及空缺按季統計報告》。



## Industrial Accidents in Major Industries (2009 - 2011) 主要行業之工業意外數字 (2009 - 2011)

	2009	2010	2011
<b>No. of Accidents</b> 意外數目			
Construction Industry 建造業	2 755	2 884	3 112
Food and Beverage Services 餐飲服務業	7 470	7 541	7 158
Manufacturing Industry 製造業	1 991	2 009	2 001
<b>Acc. Rate/1 000 Workers</b> 每1 000工人計的意外率			
Construction Industry 建造業	54.6	52.1	49.7
Food and Beverage Services 餐飲服務業	35.7	34.7	30.9
Manufacturing Industry 製造業	15.9	16.8	17.8

Notes:

1. The statistics are compiled based on Hong Kong Standard Industrial Classification (HSIC) Version 2.0.
2. Employment size for calculating the accident rate per 1 000 workers are based on the Quarterly Report of Employment and Vacancies Statistics published by the Census and Statistics Department (C&SD). Since 2009, the Quarterly Survey of Employment and Vacancies (SEV) conducted by the C&SD has been enhanced to adopt the HSIC Version 2.0 to replace the HSIC Version 1.1 in compiling the statistics on the number of establishments, persons engaged and vacancies. Hence, the employment size from 2009 onwards are in HSIC Version 2.0.
3. The statistics from 2009 onwards cannot be compared with those of previous years due to the changes in coverage of individual industries (except Construction Industry in HSIC Version 2.0).
4. The SEV coverage for Construction Industry under HSIC Version 1.1 and HSIC Version 2.0 are the same.

註釋:

1. 統計數字是根據《香港標準行業分類2.0版》編製。
2. 用以計算每1 000名工人計意外率之受僱人數資料源自政府統計處發表的《就業及空缺按季統計報告》。由2009年開始，政府統計處所進行的「僱傭及職位空缺按季統計調查」已採用《香港標準行業分類2.0版》編製機構單位數目、就業人數及職位空缺數目的統計數字，以取替沿用的《香港標準行業分類1.1版》。由2009年開始，受僱人數是按《香港標準行業分類2.0版》編製。
3. 由於《香港標準行業分類2.0版》改變了個別行業涵蓋範圍（建造業除外），因此2009年起的統計數字不能與過往年份的數字作全面比較。
4. 「僱傭及職位空缺按季統計調查」中的建造業在《香港標準行業分類1.1版》和《香港標準行業分類2.0版》的涵蓋範圍是相同。



## Industrial Accidents in All Industries (1999 - 2008) 所有行業之工業意外數字(1999 - 2008)

	1999	2000	2001	2002	2003	2004	2005	2006	2007	2008
No. of Accidents 意外數目	35 986	33 652	28 518	22 453	17 249	17 533	16 917	17 286	16 117	14 932
No. of Fatalities 致命意外數目	52	43	34	25	28	24	29	26	25	24
Total No. of Workers 工人總數	652 931	651 441	638 978	600 781	550 655	556 572	552 160	549 109	550 121	549 866
Acc. rate/1 000 Workers 每1 000工人計的意外率	55.1	51.7	44.6	37.4	31.3	31.5	30.6	31.5	29.3	27.2
Fatality rate/1 000 Workers 每1 000工人計的致命意外率	0.080	0.066	0.053	0.042	0.051	0.043	0.053	0.047	0.045	0.044

Notes:

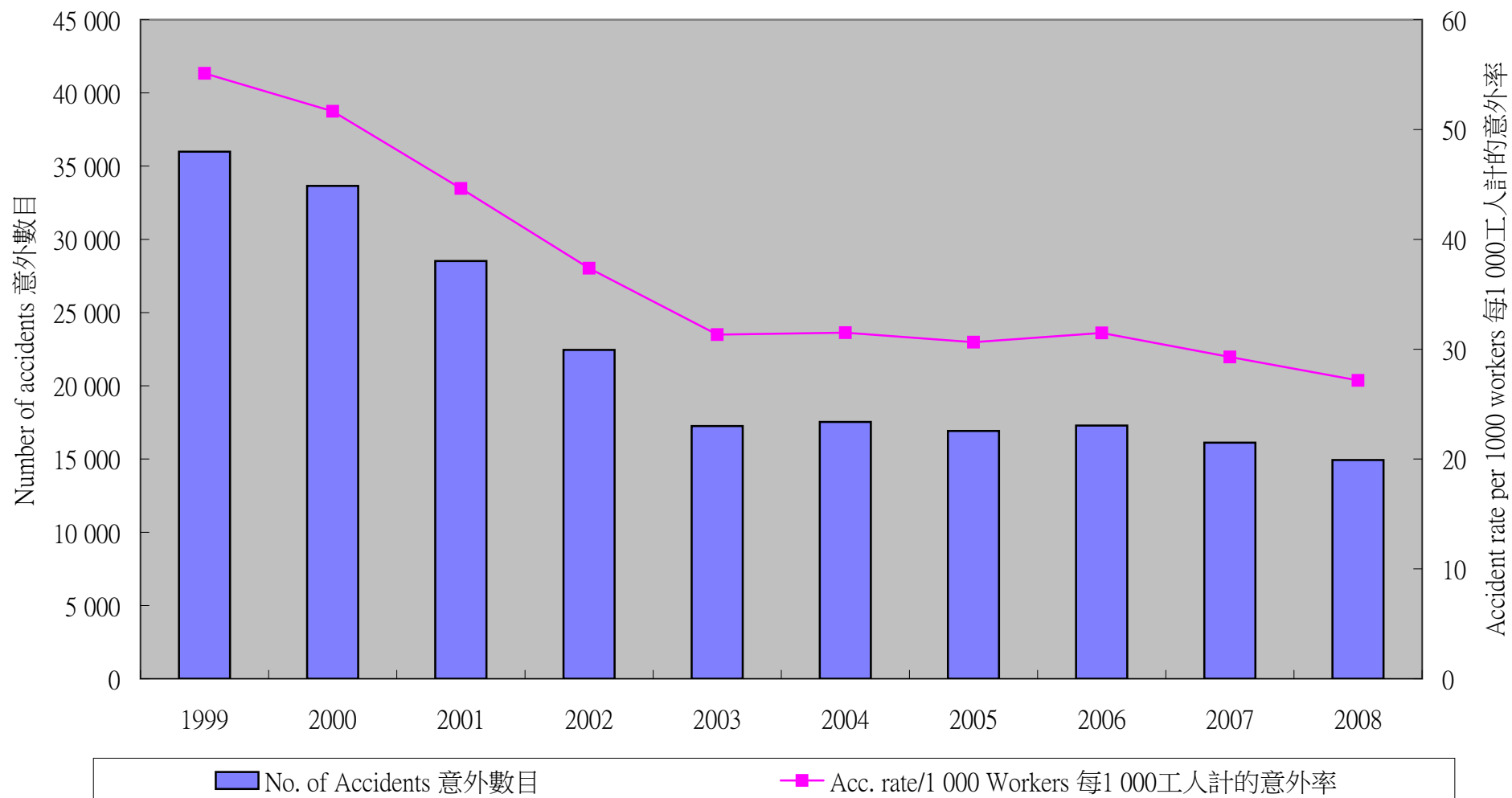
1. The statistics are compiled based on Hong Kong Standard Industrial Classification (HSIC) Version 1.1.
2. Employment size for calculating the accident rate per 1 000 workers are based on the Quarterly Report of Employment and Vacancies Statistics published by the Census and Statistics Department (C&SD).

註釋:

1. 統計數字是根據《香港標準行業分類1.1版》編製。
2. 用以計算每1 000名工人計意外率之受僱人數資料源自政府統計處發表的《就業及空缺按季統計報告》。



**所有行業之工業意外數字(1999 - 2008)**  
**Industrial Accidents in All Industries (1999 - 2008)**





## Industrial Accidents in All Industries (2009 - 2011) 所有行業之工業意外數字 (2009 - 2011)

	2009	2010	2011
No. of Accidents 意外數目	13 600	14 015	13 658
No. of Fatalities 致命意外數目	21	18	29
Employment Size 受僱人數	552 773	562 104	579 875
Acc. rate/1 000 Workers 每1 000工人計的意外率	24.6	24.9	23.6
Fatality rate/1 000 Workers 每1 000工人計的致命意外率	0.038	0.032	0.050

Notes:

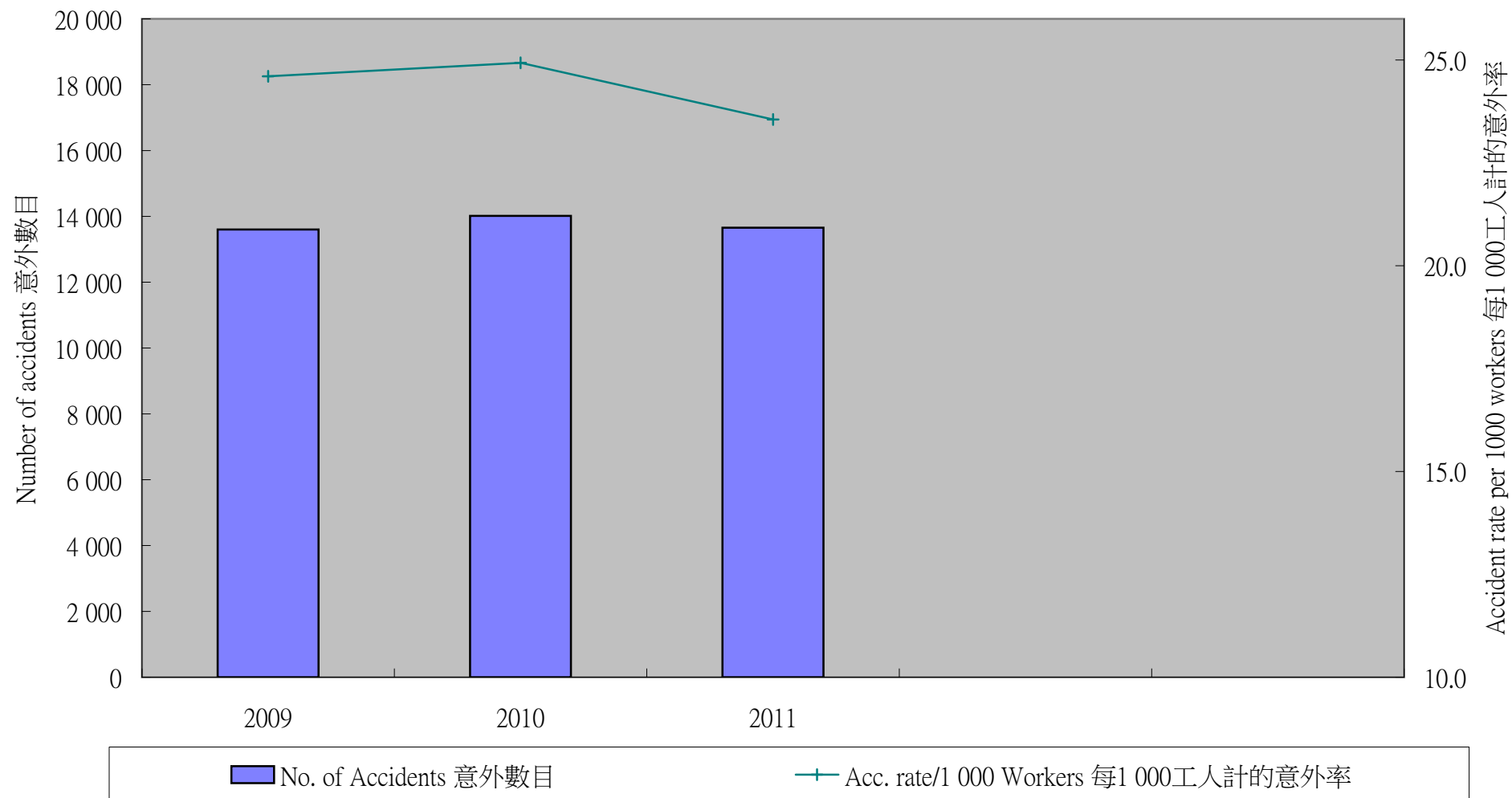
1. The statistics are compiled based on Hong Kong Standard Industrial Classification (HSIC) Version 2.0.
2. Employment size for calculating the accident rate per 1 000 workers are based on the Quarterly Report of Employment and Vacancies Statistics published by the Census and Statistics Department (C&SD). Since 2009, the Quarterly Survey of Employment and Vacancies (SEV) conducted by the C&SD has been enhanced to adopt the HSIC Version 2.0 to replace the HSIC Version 1.1 in compiling the statistics on the number of establishments, persons engaged and vacancies. Hence, the employment size from 2009 onwards are in HSIC Version 2.0.
3. The statistics from 2009 onwards cannot be compared with those of previous years due to the changes in coverage of individual industries (except Construction Industry) in HSIC Version 2.0.

註釋:

1. 統計數字是根據《香港標準行業分類2.0版》編製。
2. 用以計算每1 000名工人計意外率之受僱人數資料源自政府統計處發表的《就業及空缺按季統計報告》。由2009年開始，政府統計處所進行的「僱傭及職位空缺按季統計調查」已採用《香港標準行業分類2.0版》編製機構單位數目、就業人數及職位空缺數目的統計數字，以取替沿用的《香港標準行業分類1.1版》。由2009年開始，受僱人數是按《香港標準行業分類2.0版》編製。
3. 由於《香港標準行業分類2.0版》改變了個別行業涵蓋範圍（建造業除外），因此2009年起的統計數字不能與過往年份的數字作全面比較。



**所有行業之工業意外數字 (2009 - 2011)**  
**Industrial Accidents in All Industries (2009 - 2011)**







Number of Confirmed Occupational Diseases (2002 - 2011)  
2002 - 2011 經證實為職業病的個案數字

Occupational Disease	職業病	2002	2003	2004	2005	2006	2007	2008	2009	2010	2011
Compressed Air Illness	氣壓病	4	2	0	1	1	0	0	1	1	3
Tenosynovitis of the Hand or Forearm	手部或前臂腱鞘炎	35	34	43	75	63	35	40	39	48	70
Carpal Tunnel Syndrome	腕管綜合症	1	0	1	0	1	1	0	0	0	0
Tuberculosis	結核病	29	30	42	30	18	16	25	18	11	17
<i>Streptococcus suis</i> Infection	豬型鏈球菌感染	0	0	1	6	0	1	3	0	3	1
Cadmium Poisoning	鎘中毒	0	0	3	0	1	0	0	0	0	0
Occupational Dermatitis	職業性皮膚炎	29	10	7	10	8	7	3	10	5	7
Inflammation or Ulceration of the Mucous Membrane of the Upper Respiratory Passages or Mouth produced by Dust, Liquid or Vapour	因塵埃、液體或蒸氣引致上呼吸道或口腔的黏膜發炎或潰瘍	0	1	1	0	0	0	0	0	0	0
Occupational Asthma	職業性哮喘病	3	1	0	0	0	0	0	0	0	0
Leptospirosis	鉤端螺旋體病	0	0	0	0	0	0	0	0	0	1
Avian Chlamydiosis	鸚鵡熱或飼鳥病	0	0	0	0	0	0	0	0	0	1
Silicosis	矽肺病	110	74	69	68	109	67	65	86	61	63
Asbestosis	石棉沉着病	9	6	4	2	7	2	5	5	1	9
Mesothelioma <sup>1</sup>	間皮瘤 <sup>1</sup>	N.A.	N.A.	N.A.	N.A.	N.A.	N.A.	1	15	12	13
Occupational Deafness <sup>2</sup>	職業性失聰 <sup>2</sup>	114	74	52	60	51	47	58	77	70	157
Gas Poisoning <sup>3</sup>	氣體中毒 <sup>3</sup>	30 (9)	26 (7)	28 (10)	4 (3)	5 (3)	1 (1)	4 (4)	17 (5)	17 (8)	11 (5)
<b>Total</b>	<b>總數</b>	<b>364</b>	<b>258</b>	<b>251</b>	<b>256</b>	<b>264</b>	<b>177</b>	<b>204</b>	<b>268</b>	<b>229</b>	<b>353</b>

Notes :

1. Mesothelioma was prescribed as a new occupational disease under the Pneumoconiosis and Mesothelioma (Compensation) Ordinance in April 2008.
2. The coverage of the Occupational Deafness (Compensation) Ordinance has been extended to employees with noise-induced monaural hearing loss in April 2010. In 2011, there were 69 such cases.
3. The figure in bracket denotes the number of incidents.
4. "N.A." means not applicable.

附註：

1. 在2008年4月，間皮瘤被列入《肺塵埃沉着病及間皮瘤(補償)條例》為新的職業病。
2. 《職業性失聰(補償)條例》的補償範圍已在2010年4月延伸至罹患噪音引致單耳失聰的僱員。在2011年，該些個案共有69宗。
3. 括號中的數字為事件次數。
4. "N.A." 是指不適用。



## Occupational Injuries and Injury Rates in All Economic Activities in 2002 - 2011

二零零二年至二零一一年所有經濟行業之職業傷亡個案及傷亡率

	2002	2003	2004	2005	2006	2007	2008	2009	2010	2011
Number of occupational injuries 傷亡個案	47 023	42 022	44 025	44 267	46 937	43 979	41 900	39 579	41 907	40 578
Injury rate per 1 000 employees 每1 000僱員計之傷亡率	19.2	17.7	18.1	17.8	18.4	16.9	15.8	15.0	15.5	14.6

Notes:

1. The statistics prior to 2009 are compiled based on Hong Kong Standard Industrial Classification (HSIC) Version 1.1 while the statistics from 2009 onwards are compiled based on HSIC Version 2.0.
2. Employment size for calculating the accident rate per 1 000 workers are based on the Quarterly Report of Employment and Vacancies Statistics published by the Census and Statistics Department (C&SD). Since 2009, the Quarterly Survey of Employment and Vacancies (SEV) conducted by the C&SD has been enhanced to adopt the HSIC Version 2.0 to replace the HSIC Version 1.1 in compiling the statistics on the number of establishments, persons engaged and vacancies. Hence, the employment size from 2009 onwards are in HSIC Version 2.0.

註釋:

1. 2009年以前的統計數字是根據《香港標準行業分類1.1版》編製，而2009年起的統計數字是根據《香港標準行業分類2.0版》編製。
2. 用以計算每1 000名工人計意外率之受僱人數資料源自政府統計處發表的《就業及空缺按季統計報告》。由2009年開始，政府統計處所進行的「僱傭及職位空缺按季統計調查」已採用《香港標準行業分類2.0版》編製機構單位數目、就業人數及職位空缺數目的統計數字，以取替沿用的《香港標準行業分類1.1版》。由2009年開始，受僱人數是按《香港標準行業分類2.0版》編製。



二零零二年至二零一一年所有經濟行業之職業傷亡個案及傷亡率  
**Occupational Injuries and Injury Rates in All Economic Activities in 2002 - 2011**

