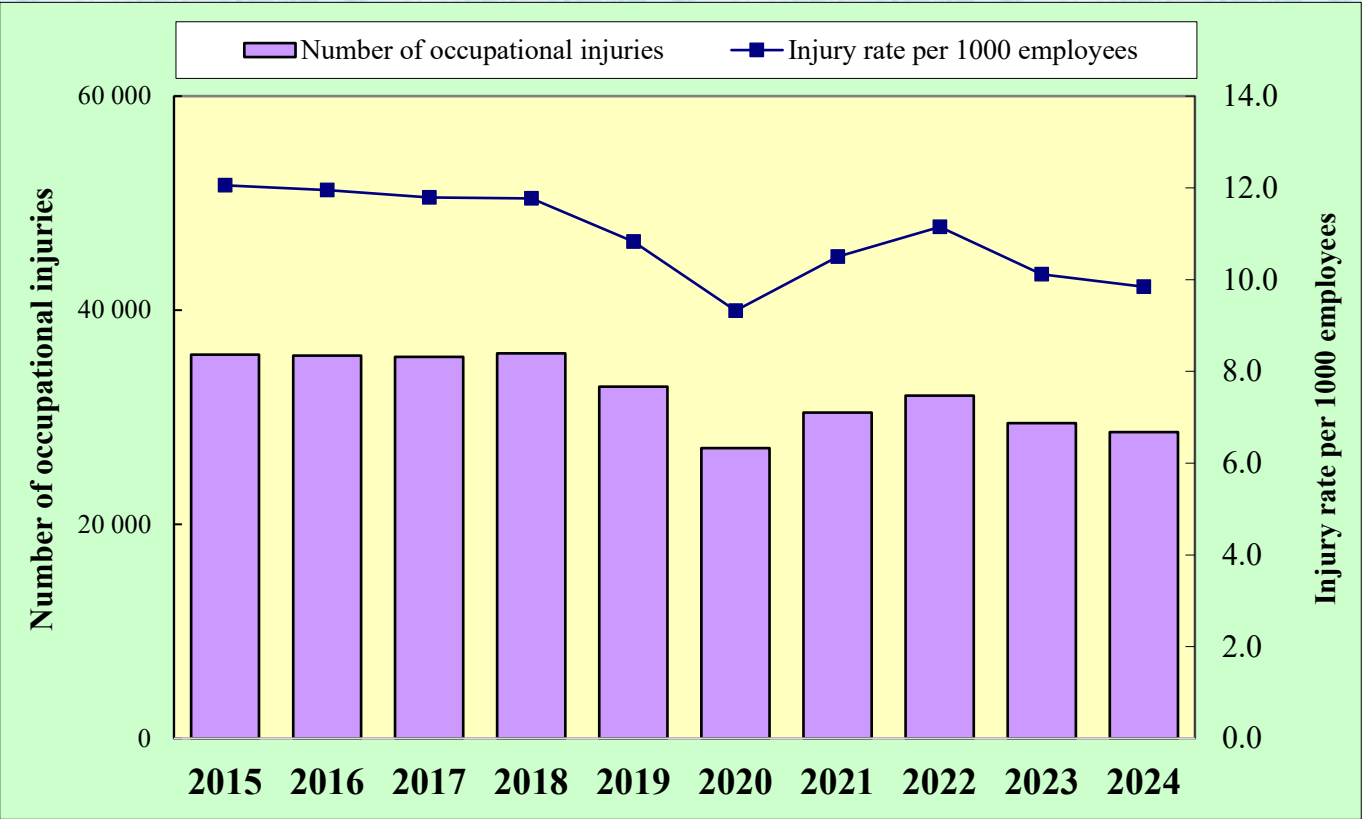


# Occupational Safety and Health Statistics 2024



**Occupational Safety and Health Branch**  
**Labour Department**



August 2025



## **Occupational Safety and Health Statistics**

### **Introduction**

Statistics in this section provide information and analysis on work-related accidents and occupational diseases in Hong Kong. They also provide recent accident trends by economic sectors and selected industries. Employers, employees and occupational safety and health practitioners may use them to measure the performance in their own organisations against the overall accident rates and the industry average. We hope that such information will help individual establishments manage their occupational safety and health programmes better and improve their safety performance.

### **Definitions and further information**

**Industrial accidents** refer to injuries and deaths arising from industrial activities in industrial undertakings in Hong Kong as defined under the Factories and Industrial Undertakings Ordinance.

**Occupational injuries** refer to cases in workplaces reported under the Employees' Compensation Ordinance, resulting in death or incapacity for work of over three days which includes reported cases outside the jurisdiction of the Occupational Safety and Health Ordinance, e.g. cases of natural diseases, cases happened outside Hong Kong, etc.

**Work fatalities** refer to deaths arising from industrial activities in industrial undertakings in Hong Kong as defined under the Factories and Industrial Undertakings Ordinance, and those related to work activities at workplaces in Hong Kong falling under the jurisdiction of the Occupational Safety and Health Ordinance.

**Occupational diseases** refer to confirmed cases of occupational diseases and gas poisoning reported under the Occupational Safety and Health Ordinance, the Employees' Compensation Ordinance, the Occupational Deafness (Compensation) Ordinance and the Pneumoconiosis and Mesothelioma (Compensation) Ordinance.

Accident rate per 1 000 workers is calculated by:

$$\frac{\text{Number of industrial accidents}}{\text{*Employment size}} \times 1\,000$$

Injury rate per 1 000 employees is calculated by:

$$\frac{\text{Number of occupational injuries}}{\text{*Employment size}} \times 1\,000$$

\* Figures of employment size are based on the Quarterly Report of Employment and Vacancies Statistics published by the Census and Statistics Department.



**The components that form the statistics may vary from country to country in respect of the legal requirements in the reporting of accidents and occupational diseases, the economic sectors covered and the definition of workforce. Accident and occupational disease statistics of different countries may not be directly comparable and should therefore be interpreted with care.**

For enquiry or further information relating to the accident statistics, please contact the Accident Analysis and Information Division at  
Tel: 2815 0678 or Fax: 2541 8537.

For enquiry or further information relating to occupational disease statistics, please contact the Occupational Medicine Division (Health Promotion) at  
Tel: 2852 4041 or Fax: 2581 2049.

If you have any complaint about unsafe operations and environments at workplaces, please call the Labour Department's occupational safety and health (OSH) complaint hotline at 2542 2172 or fill out and submit an online OSH complaint form on our website. All complaints will be treated in the strictest confidence.

The latest occupational safety and health information can be obtained through downloading the "OSH 2.0" mobile application of the Labour Department.



Online OSH Complaint Form



"OSH 2.0" Mobile Application

Email : [enquiry@labour.gov.hk](mailto:enquiry@labour.gov.hk)

Web site: <https://www.labour.gov.hk/>



Industrial Accidents in All Industrial Undertakings  
in 2024

- analysed by Industry

二零二四年所有工業經營之工業意外個案 - 按行業分析

Industry 行業	2023 二零二三年	2024 二零二四年
I. Manufacturing 製造業	998 (4)	743 (1)
Textiles 紡織品	3	6
Wearing apparel 成衣	5	4
Electronics 電子	5	8
7 Selected Industries 七個 選定行業		
Fabricated metal products 金屬製品	21 (1)	17
Rubber and plastics products 橡膠及塑膠產品	14	4
Shipbuilding and shiprepairing 造船及修船	18 (1)	9
Printing and reproduction of recorded media 印刷及已儲錄資料媒體的複製	22	21
Other Manufacturing Industries 其他製造業	910 (2)	674 (1)
II. Construction 建造業	3 097 (20)	3 037 (14)
III. Food and beverage services 餐飲服務	3 524	3 105
IV. Other industries 其他行業	515	486 (7)
TOTAL 總數	8 134 (24)	7 371 (22)

Notes:

- Industrial accidents refer to injuries and deaths arising from industrial activities in industrial undertakings in Hong Kong as defined under the Factories and Industrial Undertakings Ordinance.
- Figures in brackets denote the number of fatalities which has also been included in the number of accidents.
- The above accident figures of 2023 are recorded as at 27 March 2024.
- The above accident figures of 2024 are recorded as at 28 March 2025.
- The above statistics are compiled based on the Hong Kong Standard Industrial Classification Version 2.0.

註釋:

- 工業意外是指在《工廠及工業經營條例》所界定的工業經營在香港境內發生的受傷或死亡意外，而這些意外是因工業活動而引致的。
- 括號內的數字顯示死亡人數，數字已包括在意外數目內。
- 上列二零二三年的意外數字為截至2024年3月27日所記錄的數字。
- 上列二零二四年的意外數字為截至2025年3月28日所記錄的數字。
- 以上的統計數字是按《香港標準行業分類2.0版》編製。



## Industrial Accidents in All Industrial Undertakings in 2024

### - analysed by Type of Accident

#### 二零二四年所有工業經營之工業意外個案 - 按意外類別分析

Type of Accident 意外類別		2023 二零二三年	2024 二零二四年
Trapped in or between objects	受困於物件之內或物件之間	214 (2)	222 (5)
Injured whilst lifting or carrying	提舉或搬運物件時受傷	1 404	1 246
Slip, trip or fall on same level	滑倒、絆倒或在同一高度跌倒	2 150 (1)	2 048
Fall of person from height	人體從高處墮下	338 (11)	276 (5)
Striking against fixed or stationary object	與固定或不動的物件碰撞	711	659
Striking against or struck by moving object	被移動物件或與移動物件碰撞	733 (2)	660 (5)
Stepping on object	踏在物件上	62	56
Exposure to or contact with harmful substance	暴露於有害物質中或接觸有害物質	55 (2)	71 (2)
Contact with electricity or electric discharge	觸電或接觸放出的電流	15 (3)	13
Trapped by collapsing or overturning object	受困於倒塌或翻側的物件	10 (1)	14
Struck by falling object	遭墮下的物件撞擊	243 (1)	139 (3)
Struck by moving vehicle	遭移動中的車輛撞倒	42	43 (1)
Contact with moving machinery or object being machined	觸及開動中的機器或觸及以機器製造中的物件	393	355
Drowning	遇溺	0	1 (1)
Exposure to fire	火警燒傷	12	11
Exposure to explosion	爆炸受傷	10	6
Injured by hand tool	被手工工具所傷	782 (1)	659
Injured by fall of ground	泥土傾瀉受傷	0	0
Asphyxiation	窒息	0	0
Contact with hot surface or substance	觸及灼熱表面或物質	866	773
Injured by animal	被動物所傷	24	22
Injured in workplace violence	於工作場所暴力事件中受傷	0	0
Others	其他類別	70	97
TOTAL	總數	8 134 (24)	7 371 (22)

**Notes:**

- Industrial accidents refer to injuries and deaths arising from industrial activities in industrial undertakings in Hong Kong as defined under the Factories and Industrial Undertakings Ordinance.
- Figures in brackets denote the number of fatalities which has also been included in the number of accidents.
- The above accident figures of 2023 are recorded as at 27 March 2024.
- The above accident figures of 2024 are recorded as at 28 March 2025.

**註釋:**

- 工業意外是指在《工廠及工業經營條例》所界定的工業經營在香港境內發生的受傷或死亡意外，而這些意外是因工業活動而引致的。
- 括號內的數字顯示死亡人數，數字已包括在意外數目內。
- 上列二零二三年的意外數字為截至2024年3月27日所記錄的數字。
- 上列二零二四年的意外數字為截至2025年3月28日所記錄的數字。



## Industrial Accidents in Manufacturing Industry in 2024

### - analysed by Type of Accident

#### 二零二四年製造業之工業意外個案 - 按意外類別分析


Type of Accident 意外類別		2023 二零二三年	2024 二零二四年
Trapped in or between objects	受困於物件之內或物件之間	45	30
Injured whilst lifting or carrying	提舉或搬運物件時受傷	183	146
Slip, trip or fall on same level	滑倒、絆倒或在同一高度跌倒	215	159
Fall of person from height	人體從高處墮下	30 (2)	15
Striking against fixed or stationary object	與固定或不動的物件碰撞	79	63
Striking against or struck by moving object	被移動物件或與移動物件碰撞	123 (1)	83 (1)
Stepping on object	踏在物件上	4	5
Exposure to or contact with harmful substance	暴露於有害物質中或接觸有害物質	16	14
Contact with electricity or electric discharge	觸電或接觸放出的電流	1	0
Trapped by collapsing or overturning object	受困於倒塌或翻側的物件	1	1
Struck by falling object	遭墮下的物件撞擊	26	15
Struck by moving vehicle	遭移動中的車輛撞倒	13	7
Contact with moving machinery or object being machined	觸及開動中的機器或觸及以機器製造中的物件	119	96
Drowning	遇溺	0	0
Exposure to fire	火警燒傷	1	1
Exposure to explosion	爆炸受傷	1	0
Injured by hand tool	被手工具所傷	62 (1)	36
Injured by fall of ground	泥土傾瀉受傷	0	0
Asphyxiation	窒息	0	0
Contact with hot surface or substance	觸及灼熱表面或物質	68	63
Injured by animal	被動物所傷	1	0
Injured in workplace violence	於工作場所暴力事件中受傷	0	0
Others	其他類別	10	9
TOTAL	總數	998 (4)	743 (1)

**Notes:**

- Industrial accidents refer to injuries and deaths arising from industrial activities in industrial undertakings in Hong Kong as defined under the Factories and Industrial Undertakings Ordinance.
- Figures in brackets denote the number of fatalities which has also been included in the number of accidents.
- The above accident figures of 2023 are recorded as at 27 March 2024.
- The above accident figures of 2024 are recorded as at 28 March 2025.

**註釋:**

- 工業意外是指在《工廠及工業經營條例》所界定的工業經營在香港境內發生的受傷或死亡意外，而這些意外是因工業活動而引致的。
- 括號內的數字顯示死亡人數，數字已包括在意外數目內。
- 上列二零二三年的意外數字為截至2024年3月27日所記錄的數字。
- 上列二零二四年的意外數字為截至2025年3月28日所記錄的數字。

**Industrial Accidents in Textiles Industry  
in 2024****- analysed by Type of Accident****二零二四年紡織品製造業之工業意外個案 - 按意外類別分析**

Type of Accident 意外類別		2023 二零二三年	2024 二零二四年
Trapped in or between objects	受困於物件之內或物件之間	0	0
Injured whilst lifting or carrying	提舉或搬運物件時受傷	1	1
Slip, trip or fall on same level	滑倒、絆倒或在同一高度跌倒	0	2
Fall of person from height	人體從高處墮下	0	0
Striking against fixed or stationary object	與固定或不動的物件碰撞	1	0
Striking against or struck by moving object	被移動物件或與移動物件碰撞	0	0
Stepping on object	踏在物件上	0	0
Exposure to or contact with harmful substance	暴露於有害物質中或接觸有害物質	0	0
Contact with electricity or electric discharge	觸電或接觸放出的電流	0	0
Trapped by collapsing or overturning object	受困於倒塌或翻側的物件	0	0
Struck by falling object	遭墮下的物件撞擊	1	0
Struck by moving vehicle	遭移動中的車輛撞倒	0	0
Contact with moving machinery or object being machined	觸及開動中的機器或觸及以機器製造中的物件	0	2
Drowning	遇溺	0	0
Exposure to fire	火警燒傷	0	0
Exposure to explosion	爆炸受傷	0	0
Injured by hand tool	被手工具所傷	0	0
Injured by fall of ground	泥土傾瀉受傷	0	0
Asphyxiation	窒息	0	0
Contact with hot surface or substance	觸及灼熱表面或物質	0	0
Injured by animal	被動物所傷	0	0
Injured in workplace violence	於工作場所暴力事件中受傷	0	0
Others	其他類別	0	1
TOTAL	總數	3	6

## Notes:

1. Industrial accidents refer to injuries and deaths arising from industrial activities in industrial undertakings in Hong Kong as defined under the Factories and Industrial Undertakings Ordinance.
2. Figures in brackets denote the number of fatalities which has also been included in the number of accidents.
3. The above accident figures of 2023 are recorded as at 27 March 2024.
4. The above accident figures of 2024 are recorded as at 28 March 2025.

## 註釋:

1. 工業意外是指在《工廠及工業經營條例》所界定的工業經營在香港境內發生的受傷或死亡意外，而這些意外是因工業活動而引致的。
2. 括號內的數字顯示死亡人數，數字已包括在意外數目內。
3. 上列二零二三年的意外數字為截至2024年3月27日所記錄的數字。
4. 上列二零二四年的意外數字為截至2025年3月28日所記錄的數字。





## Industrial Accidents in Wearing Apparel Industry in 2024

### - analysed by Type of Accident

#### 二零二四年成衣製造業之工業意外個案 - 按意外類別分析

Type of Accident 意外類別		2023 二零二三年	2024 二零二四年
Trapped in or between objects	受困於物件之內或物件之間	0	0
Injured whilst lifting or carrying	提舉或搬運物件時受傷	1	2
Slip, trip or fall on same level	滑倒、絆倒或在同一高度跌倒	1	0
Fall of person from height	人體從高處墮下	0	0
Striking against fixed or stationary object	與固定或不動的物件碰撞	1	0
Striking against or struck by moving object	被移動物件或與移動物件碰撞	2	0
Stepping on object	踏在物件上	0	1
Exposure to or contact with harmful substance	暴露於有害物質中或接觸有害物質	0	0
Contact with electricity or electric discharge	觸電或接觸放出的電流	0	0
Trapped by collapsing or overturning object	受困於倒塌或翻側的物件	0	0
Struck by falling object	遭墮下的物件撞擊	0	0
Struck by moving vehicle	遭移動中的車輛撞倒	0	0
Contact with moving machinery or object being machined	觸及開動中的機器或觸及以機器製造中的物件	0	1
Drowning	遇溺	0	0
Exposure to fire	火警燒傷	0	0
Exposure to explosion	爆炸受傷	0	0
Injured by hand tool	被手工具所傷	0	0
Injured by fall of ground	泥土傾瀉受傷	0	0
Asphyxiation	窒息	0	0
Contact with hot surface or substance	觸及灼熱表面或物質	0	0
Injured by animal	被動物所傷	0	0
Injured in workplace violence	於工作場所暴力事件中受傷	0	0
Others	其他類別	0	0
TOTAL	總數	5	4

**Notes:**

- Industrial accidents refer to injuries and deaths arising from industrial activities in industrial undertakings in Hong Kong as defined under the Factories and Industrial Undertakings Ordinance.
- Figures in brackets denote the number of fatalities which has also been included in the number of accidents.
- The above accident figures of 2023 are recorded as at 27 March 2024.
- The above accident figures of 2024 are recorded as at 28 March 2025.

**註釋:**

- 工業意外是指在《工廠及工業經營條例》所界定的工業經營在香港境內發生的受傷或死亡意外，而這些意外是因工業活動而引致的。
- 括號內的數字顯示死亡人數，數字已包括在意外數目內。
- 上列二零二三年的意外數字為截至2024年3月27日所記錄的數字。
- 上列二零二四年的意外數字為截至2025年3月28日所記錄的數字。





## Industrial Accidents in Electronics Industry in 2024

### - analysed by Type of Accident

#### 二零二四年電子業之工業意外個案 - 按意外類別分析

Type of Accident 意外類別		2023 二零二三年	2024 二零二四年
Trapped in or between objects	受困於物件之內或物件之間	1	1
Injured whilst lifting or carrying	提舉或搬運物件時受傷	0	1
Slip, trip or fall on same level	滑倒、絆倒或在同一高度跌倒	1	2
Fall of person from height	人體從高處墮下	0	0
Striking against fixed or stationary object	與固定或不動的物件碰撞	0	0
Striking against or struck by moving object	被移動物件或與移動物件碰撞	2	1
Stepping on object	踏在物件上	0	0
Exposure to or contact with harmful substance	暴露於有害物質中或接觸有害物質	0	0
Contact with electricity or electric discharge	觸電或接觸放出的電流	0	0
Trapped by collapsing or overturning object	受困於倒塌或翻側的物件	0	0
Struck by falling object	遭墮下的物件撞擊	0	0
Struck by moving vehicle	遭移動中的車輛撞倒	1	0
Contact with moving machinery or object being machined	觸及開動中的機器或觸及以機器製造中的物件	0	2
Drowning	遇溺	0	0
Exposure to fire	火警燒傷	0	0
Exposure to explosion	爆炸受傷	0	0
Injured by hand tool	被手工具所傷	0	0
Injured by fall of ground	泥土傾瀉受傷	0	0
Asphyxiation	窒息	0	0
Contact with hot surface or substance	觸及灼熱表面或物質	0	0
Injured by animal	被動物所傷	0	0
Injured in workplace violence	於工作場所暴力事件中受傷	0	0
Others	其他類別	0	1
<b>TOTAL</b>	<b>總數</b>	<b>5</b>	<b>8</b>

**Notes:**

- Industrial accidents refer to injuries and deaths arising from industrial activities in industrial undertakings in Hong Kong as defined under the Factories and Industrial Undertakings Ordinance.
- Figures in brackets denote the number of fatalities which has also been included in the number of accidents.
- The above accident figures of 2023 are recorded as at 27 March 2024.
- The above accident figures of 2024 are recorded as at 28 March 2025.

**註釋:**

- 工業意外是指在《工廠及工業經營條例》所界定的工業經營在香港境內發生的受傷或死亡意外，而這些意外是因工業活動而引致的。
- 括號內的數字顯示死亡人數，數字已包括在意外數目內。
- 上列二零二三年的意外數字為截至2024年3月27日所記錄的數字。
- 上列二零二四年的意外數字為截至2025年3月28日所記錄的數字。



## Industrial Accidents in Fabricated Metal Products Industry in 2024

### - analysed by Type of Accident

#### 二零二四年金屬製品製造業之工業意外個案 - 按意外類別分析

Type of Accident 意外類別		2023 二零二三年	2024 二零二四年
Trapped in or between objects	受困於物件之內或物件之間	2	4
Injured whilst lifting or carrying	提舉或搬運物件時受傷	4	5
Slip, trip or fall on same level	滑倒、絆倒或在同一高度跌倒	2	1
Fall of person from height	人體從高處墮下	2	0
Striking against fixed or stationary object	與固定或不動的物件碰撞	2	0
Striking against or struck by moving object	被移動物件或與移動物件碰撞	1 (1)	5
Stepping on object	踏在物件上	1	0
Exposure to or contact with harmful substance	暴露於有害物質中或接觸有害物質	0	1
Contact with electricity or electric discharge	觸電或接觸放出的電流	0	0
Trapped by collapsing or overturning object	受困於倒塌或翻側的物件	0	0
Struck by falling object	遭墮下的物件撞擊	0	0
Struck by moving vehicle	遭移動中的車輛撞倒	0	0
Contact with moving machinery or object being machined	觸及開動中的機器或觸及以機器製造中的物件	4	1
Drowning	遇溺	0	0
Exposure to fire	火警燒傷	0	0
Exposure to explosion	爆炸受傷	0	0
Injured by hand tool	被手工具所傷	0	0
Injured by fall of ground	泥土傾瀉受傷	0	0
Asphyxiation	窒息	0	0
Contact with hot surface or substance	觸及灼熱表面或物質	1	0
Injured by animal	被動物所傷	0	0
Injured in workplace violence	於工作場所暴力事件中受傷	0	0
Others	其他類別	2	0
<b>TOTAL</b>	<b>總數</b>	<b>21 (1)</b>	<b>17</b>

**Notes:**

- Industrial accidents refer to injuries and deaths arising from industrial activities in industrial undertakings in Hong Kong as defined under the Factories and Industrial Undertakings Ordinance.
- Figures in brackets denote the number of fatalities which has also been included in the number of accidents.
- The above accident figures of 2023 are recorded as at 27 March 2024.
- The above accident figures of 2024 are recorded as at 28 March 2025.

**註釋:**

- 工業意外是指在《工廠及工業經營條例》所界定的工業經營在香港境內發生的受傷或死亡意外，而這些意外是因工業活動而引致的。
- 括號內的數字顯示死亡人數，數字已包括在意外數目內。
- 上列二零二三年的意外數字為截至2024年3月27日所記錄的數字。
- 上列二零二四年的意外數字為截至2025年3月28日所記錄的數字。



## Industrial Accidents in Rubber and Plastics Products Industry in 2024

### - analysed by Type of Accident

#### 二零二四年橡膠及塑膠產品製造業之工業意外個案 - 按意外類別分析

Type of Accident 意外類別		2023 二零二三年	2024 二零二四年
Trapped in or between objects	受困於物件之內或物件之間	1	0
Injured whilst lifting or carrying	提舉或搬運物件時受傷	1	0
Slip, trip or fall on same level	滑倒、絆倒或在同一高度跌倒	1	1
Fall of person from height	人體從高處墮下	1	0
Striking against fixed or stationary object	與固定或不動的物件碰撞	1	0
Striking against or struck by moving object	被移動物件或與移動物件碰撞	1	0
Stepping on object	踏在物件上	0	0
Exposure to or contact with harmful substance	暴露於有害物質中或接觸有害物質	0	0
Contact with electricity or electric discharge	觸電或接觸放出的電流	0	0
Trapped by collapsing or overturning object	受困於倒塌或翻側的物件	0	0
Struck by falling object	遭墮下的物件撞擊	0	0
Struck by moving vehicle	遭移動中的車輛撞倒	0	0
Contact with moving machinery or object being machined	觸及開動中的機器或觸及以機器製造中的物件	4	2
Drowning	遇溺	0	0
Exposure to fire	火警燒傷	0	1
Exposure to explosion	爆炸受傷	0	0
Injured by hand tool	被手工具所傷	0	0
Injured by fall of ground	泥土傾瀉受傷	0	0
Asphyxiation	窒息	0	0
Contact with hot surface or substance	觸及灼熱表面或物質	3	0
Injured by animal	被動物所傷	0	0
Injured in workplace violence	於工作場所暴力事件中受傷	0	0
Others	其他類別	1	0
<b>TOTAL</b>	<b>總數</b>	<b>14</b>	<b>4</b>

**Notes:**

- Industrial accidents refer to injuries and deaths arising from industrial activities in industrial undertakings in Hong Kong as defined under the Factories and Industrial Undertakings Ordinance.
- Figures in brackets denote the number of fatalities which has also been included in the number of accidents.
- The above accident figures of 2023 are recorded as at 27 March 2024.
- The above accident figures of 2024 are recorded as at 28 March 2025.

**註釋:**

- 工業意外是指在《工廠及工業經營條例》所界定的工業經營在香港境內發生的受傷或死亡意外，而這些意外是因工業活動而引致的。
- 括號內的數字顯示死亡人數，數字已包括在意外數目內。
- 上列二零二三年的意外數字為截至2024年3月27日所記錄的數字。
- 上列二零二四年的意外數字為截至2025年3月28日所記錄的數字。



## Industrial Accidents in Shipbuilding and Shiprepairing Industry in 2024

### - analysed by Type of Accident

#### 二零二四年造船及修船業之工業意外個案 - 按意外類別分析

Type of Accident 意外類別		2023 二零二三年	2024 二零二四年
Trapped in or between objects	受困於物件之內或物件之間	2	1
Injured whilst lifting or carrying	提舉或搬運物件時受傷	3	2
Slip, trip or fall on same level	滑倒、絆倒或在同一高度跌倒	3	3
Fall of person from height	人體從高處墮下	3 (1)	0
Striking against fixed or stationary object	與固定或不動的物件碰撞	3	2
Striking against or struck by moving object	被移動物件或與移動物件碰撞	1	1
Stepping on object	踏在物件上	0	0
Exposure to or contact with harmful substance	暴露於有害物質中或接觸有害物質	0	0
Contact with electricity or electric discharge	觸電或接觸放出的電流	0	0
Trapped by collapsing or overturning object	受困於倒塌或翻側的物件	0	0
Struck by falling object	遭墮下的物件撞擊	0	0
Struck by moving vehicle	遭移動中的車輛撞倒	0	0
Contact with moving machinery or object being machined	觸及開動中的機器或觸及以機器製造中的物件	1	0
Drowning	遇溺	0	0
Exposure to fire	火警燒傷	0	0
Exposure to explosion	爆炸受傷	0	0
Injured by hand tool	被手工具所傷	1	0
Injured by fall of ground	泥土傾瀉受傷	0	0
Asphyxiation	窒息	0	0
Contact with hot surface or substance	觸及灼熱表面或物質	1	0
Injured by animal	被動物所傷	0	0
Injured in workplace violence	於工作場所暴力事件中受傷	0	0
Others	其他類別	0	0
<b>TOTAL</b>	<b>總數</b>	<b>18 (1)</b>	<b>9</b>

**Notes:**

- Industrial accidents refer to injuries and deaths arising from industrial activities in industrial undertakings in Hong Kong as defined under the Factories and Industrial Undertakings Ordinance.
- Figures in brackets denote the number of fatalities which has also been included in the number of accidents.
- The above accident figures of 2023 are recorded as at 27 March 2024.
- The above accident figures of 2024 are recorded as at 28 March 2025.

**註釋:**

- 工業意外是指在《工廠及工業經營條例》所界定的工業經營在香港境內發生的受傷或死亡意外，而這些意外是因工業活動而引致的。
- 括號內的數字顯示死亡人數，數字已包括在意外數目內。
- 上列二零二三年的意外數字為截至2024年3月27日所記錄的數字。
- 上列二零二四年的意外數字為截至2025年3月28日所記錄的數字。



## Industrial Accidents in Printing and Reproduction of Recorded Media Industry in 2024

### - analysed by Type of Accident

#### 二零二四年印刷及已儲錄資料媒體的複製業之工業意外個案 - 按意外類別分析

Type of Accident 意外類別		2023 二零二三年	2024 二零二四年
Trapped in or between objects	受困於物件之內或物件之間	2	0
Injured whilst lifting or carrying	提舉或搬運物件時受傷	1	5
Slip, trip or fall on same level	滑倒、絆倒或在同一高度跌倒	6	5
Fall of person from height	人體從高處墮下	2	1
Striking against fixed or stationary object	與固定或不動的物件碰撞	2	1
Striking against or struck by moving object	被移動物件或與移動物件碰撞	2	1
Stepping on object	踏在物件上	0	1
Exposure to or contact with harmful substance	暴露於有害物質中或接觸有害物質	0	0
Contact with electricity or electric discharge	觸電或接觸放出的電流	0	0
Trapped by collapsing or overturning object	受困於倒塌或翻側的物件	0	0
Struck by falling object	遭墮下的物件撞擊	1	1
Struck by moving vehicle	遭移動中的車輛撞倒	1	0
Contact with moving machinery or object being machined	觸及開動中的機器或觸及以機器製造中的物件	2	6
Drowning	遇溺	0	0
Exposure to fire	火警燒傷	0	0
Exposure to explosion	爆炸受傷	0	0
Injured by hand tool	被手工具所傷	3	0
Injured by fall of ground	泥土傾瀉受傷	0	0
Asphyxiation	窒息	0	0
Contact with hot surface or substance	觸及灼熱表面或物質	0	0
Injured by animal	被動物所傷	0	0
Injured in workplace violence	於工作場所暴力事件中受傷	0	0
Others	其他類別	0	0
<b>TOTAL</b>	<b>總數</b>	<b>22</b>	<b>21</b>

**Notes:**

- Industrial accidents refer to injuries and deaths arising from industrial activities in industrial undertakings in Hong Kong as defined under the Factories and Industrial Undertakings Ordinance.
- Figures in brackets denote the number of fatalities which has also been included in the number of accidents.
- The above accident figures of 2023 are recorded as at 27 March 2024.
- The above accident figures of 2024 are recorded as at 28 March 2025.

**註釋:**

- 工業意外是指在《工廠及工業經營條例》所界定的工業經營在香港境內發生的受傷或死亡意外，而這些意外是因工業活動而引致的。
- 括號內的數字顯示死亡人數，數字已包括在意外數目內。
- 上列二零二三年的意外數字為截至2024年3月27日所記錄的數字。
- 上列二零二四年的意外數字為截至2025年3月28日所記錄的數字。



## Industrial Accidents in Construction Industry in 2024

### - analysed by Type of Accident

#### 二零二四年建造業之工業意外個案 - 按意外類別分析


Type of Accident 意外類別		2023 二零二三年		2024 二零二四年	
Trapped in or between objects	受困於物件之內或物件之間	106	(2)	133	(5)
Injured whilst lifting or carrying	提舉或搬運物件時受傷	597		565	
Slip, trip or fall on same level	滑倒、絆倒或在同一高度跌倒	910	(1)	973	
Fall of person from height	人體從高處墮下	240	(9)	201	(3)
Striking against fixed or stationary object	與固定或不動的物件碰撞	385		342	
Striking against or struck by moving object	被移動物件或與移動物件碰撞	346	(1)	336	(2)
Stepping on object	踏在物件上	43		38	
Exposure to or contact with harmful substance	暴露於有害物質中或接觸有害物質	7	(2)	20	(2)
Contact with electricity or electric discharge	觸電或接觸放出的電流	12	(3)	10	
Trapped by collapsing or overturning object	受困於倒塌或翻側的物件	5	(1)	9	
Struck by falling object	遭墮下的物件撞擊	150	(1)	89	(2)
Struck by moving vehicle	遭移動中的車輛撞倒	14		12	
Contact with moving machinery or object being machined	觸及開動中的機器或觸及以機器製造中的物件	194		176	
Drowning	遇溺	0		0	
Exposure to fire	火警燒傷	5		8	
Exposure to explosion	爆炸受傷	9		4	
Injured by hand tool	被手工具所傷	32		59	
Injured by fall of ground	泥土傾瀉受傷	0		0	
Asphyxiation	窒息	0		0	
Contact with hot surface or substance	觸及灼熱表面或物質	10		10	
Injured by animal	被動物所傷	3		4	
Injured in workplace violence	於工作場所暴力事件中受傷	0		0	
Others	其他類別	29		48	
TOTAL	總數	3 097	(20)	3 037	(14)

**Notes:**

- Industrial accidents refer to injuries and deaths arising from industrial activities in industrial undertakings in Hong Kong as defined under the Factories and Industrial Undertakings Ordinance.
- Figures in brackets denote the number of fatalities which has also been included in the number of accidents.
- The above accident figures of 2023 are recorded as at 27 March 2024.
- The above accident figures of 2024 are recorded as at 28 March 2025.

**註釋:**

- 工業意外是指在《工廠及工業經營條例》所界定的工業經營在香港境內發生的受傷或死亡意外，而這些意外是因工業活動而引致的。
- 括號內的數字顯示死亡人數，數字已包括在意外數目內。
- 上列二零二三年的意外數字為截至2024年3月27日所記錄的數字。
- 上列二零二四年的意外數字為截至2025年3月28日所記錄的數字。



# Labour Department

The Government of the Hong Kong Special Administrative Region  
of the People's Republic of China

## Industrial Accidents in Food and Beverage Services in 2024

- analysed by Type of Accident

### 二零二四年餐飲服務業之工業意外個案 - 按意外類別分析

Type of Accident 意外類別		2023 二零二三年	2024 二零二四年
Trapped in or between objects	受困於物件之內或物件之間	40	39
Injured whilst lifting or carrying	提舉或搬運物件時受傷	509	434
Slip, trip or fall on same level	滑倒、絆倒或在同一高度跌倒	934	797
Fall of person from height	人體從高處墮下	15	21
Striking against fixed or stationary object	與固定或不動的物件碰撞	199	212
Striking against or struck by moving object	被移動物件或與移動物件碰撞	165	160
Stepping on object	踏在物件上	7	7
Exposure to or contact with harmful substance	暴露於有害物質中或接觸有害物質	29	37
Contact with electricity or electric discharge	觸電或接觸放出的電流	1	2
Trapped by collapsing or overturning object	受困於倒塌或翻側的物件	2	1
Struck by falling object	遭墮下的物件撞擊	45	27
Struck by moving vehicle	遭移動中的車輛撞倒	2	2
Contact with moving machinery or object being machined	觸及開動中的機器或觸及以機器製造中的物件	68	68
Drowning	遇溺	0	0
Exposure to fire	火警燒傷	6	2
Exposure to explosion	爆炸受傷	0	1
Injured by hand tool	被手工具所傷	668	551
Injured by fall of ground	泥土傾瀉受傷	0	0
Asphyxiation	窒息	0	0
Contact with hot surface or substance	觸及灼熱表面或物質	786	694
Injured by animal	被動物所傷	20	18
Injured in workplace violence	於工作場所暴力事件中受傷	0	0
Others	其他類別	28	32
TOTAL	總數	3 524	3 105

#### Notes:

- Industrial accidents refer to injuries and deaths arising from industrial activities in industrial undertakings in Hong Kong as defined under the Factories and Industrial Undertakings Ordinance.
- Figures in brackets denote the number of fatalities which has also been included in the number of accidents.
- The above accident figures of 2023 are recorded as at 27 March 2024.
- The above accident figures of 2024 are recorded as at 28 March 2025.

#### 註釋:

- 工業意外是指在《工廠及工業經營條例》所界定的工業經營在香港境內發生的受傷或死亡意外，而這些意外是因工業活動而引致的。
- 括號內的數字顯示死亡人數，數字已包括在意外數目內。
- 上列二零二三年的意外數字為截至2024年3月27日所記錄的數字。
- 上列二零二四年的意外數字為截至2025年3月28日所記錄的數字。



**Labour Department**The Government of the Hong Kong Special Administrative Region  
of the People's Republic of China**Occupational Injuries in All Workplaces  
in 2024****- analysed by Industry Section****二零二四年所有工作地點之職業傷亡個案 - 按行業主類分析**

Industry Section 行業主類		2023 二零二三年		2024 二零二四年	
Agriculture, forestry and fishing	農業、林業及漁業	20		27	
Mining and quarrying	採礦及採石業	0		0	
Manufacturing	製造業	1 306	(19)	988	(7)
Electricity, gas and waste management	電力、燃氣及廢棄物管理	113	(2)	116	(1)
Construction	建造業	3 300	(45)	3 215	(51)
Import/export, wholesale and retail trades	進出口貿易、批發及零售業	2 214	(36)	2 129	(22)
Transportation, storage, postal and courier services	運輸、倉庫、郵政及速遞服務	3 369	(43)	3 036	(38)
Accommodation and food services	住宿及膳食服務	4 897	(15)	4 484	(18)
Information and communications	資訊及通訊	204	(3)	200	(1)
Financing and insurance	金融及保險	228	(3)	270	(3)
Real estate	地產	2 374	(34)	2 417	(27)
Professional and business services	專業及商用服務	3 938	(57)	4 087	(44)
Public administration, and social and personal services	公共行政以及社會及個人服務	7 253	(21)	7 441	(15)
Other industries	其他行業	240	(8)	202	(5)
TOTAL	總數	29 456	(286)	28 612	(232)

## Notes:

- Occupational injuries refer to cases in workplaces reported under the Employees' Compensation Ordinance, resulting in death or incapacity for work of over three days.
- Figures in brackets denote the number of fatalities which has also been included in the number of injuries.
- The above injury figures of 2023 are recorded as at 27 March 2024.
- The above injury figures of 2024 are recorded as at 28 March 2025.
- The above statistics are compiled based on the Hong Kong Standard Industrial Classification Version 2.0.

## 註釋:

- 職業傷亡個案是指根據《僱員補償條例》呈報在工作地點發生的致命個案或導致失去工作能力三天以上的個案。
- 括號內的數字顯示死亡人數，數字已包括在傷亡數字內。
- 上列二零二三年的傷亡數字為截至2024年3月27日所記錄的數字。
- 上列二零二四年的傷亡數字為截至2025年3月28日所記錄的數字。
- 以上的統計數字是按《香港標準行業分類2.0版》編製。

**Labour Department**The Government of the Hong Kong Special Administrative Region  
of the People's Republic of China**Occupational Injuries in All Workplaces  
in 2024****- analysed by Type of Accident****二零二四年所有工作地點之職業傷亡個案 - 按意外類別分析**

Type of Accident 意外類別		2023 二零二三年	2024 二零二四年
Trapped in or between objects	受困於物件之內或物件之間	886 (2)	818 (5)
Injured whilst lifting or carrying	提舉或搬運物件時受傷	5 259	4 942
Slip, trip or fall on same level	滑倒、絆倒或在同一高度跌倒	9 805 (2)	9 962
Fall of person from height	人體從高處墮下	845 (16)	794 (9)
Striking against fixed or stationary object	與固定或不動的物件碰撞	1 863	1 917
Striking against or struck by moving object	被移動物件或與移動物件碰撞	2 302 (2)	2 327 (6)
Stepping on object	踏在物件上	224	193
Exposure to or contact with harmful substance	暴露於有害物質中或接觸有害物質	186 (2)	223 (2)
Contact with electricity or electric discharge	觸電或接觸放出的電流	23 (3)	31
Trapped by collapsing or overturning object	受困於倒塌或翻側的物件	22 (1)	35
Struck by falling object	遭墮下的物件撞擊	587 (2)	433 (4)
Struck by moving vehicle	遭移動中的車輛撞倒	1 224 (18)	1 286 (13)
Contact with moving machinery or object being machined	觸及開動中的機器或觸及以機器製造中的物件	510 (1)	469
Drowning	遇溺	2 (2)	2 (2)
Exposure to fire	火警燒傷	24	19
Exposure to explosion	爆炸受傷	12	11
Injured by hand tool	被手工工具所傷	1 350 (1)	1 262
Injured by fall of ground	泥土傾瀉受傷	0	1
Asphyxiation	窒息	0	0
Contact with hot surface or substance	觸及灼熱表面或物質	1 233	1 156
Injured by animal	被動物所傷	452 (1)	378
Injured in workplace violence	於工作場所暴力事件中受傷	914	865 (1)
Others	其他類別	1 733 (233)	1 488 (190)
TOTAL	總數	29 456 (286)	28 612 (232)

## Notes:

- Occupational injuries refer to cases in workplaces reported under the Employees' Compensation Ordinance, resulting in death or incapacity for work of over three days.
- Figures in brackets denote the number of fatalities which has also been included in the number of injuries.
- The above injury figures of 2023 are recorded as at 27 March 2024.
- The above injury figures of 2024 are recorded as at 28 March 2025.

## 註釋:

- 職業傷亡個案是指根據《僱員補償條例》呈報在工作地點發生的致命個案或導致失去工作能力三天以上的個案。
- 括號內的數字顯示死亡人數，數字已包括在傷亡數字內。
- 上列二零二三年的傷亡數字為截至2024年3月27日所記錄的數字。
- 上列二零二四年的傷亡數字為截至2025年3月28日所記錄的數字。



## Occupational Injuries in Manufacturing Industry in 2024

### - analysed by Type of Accident

#### 二零二四年製造業之職業傷亡個案 - 按意外類別分析

Type of Accident 意外類別		2023 二零二三年	2024 二零二四年
Trapped in or between objects	受困於物件之內或物件之間	50	36
Injured whilst lifting or carrying	提舉或搬運物件時受傷	219	185
Slip, trip or fall on same level	滑倒、絆倒或在同一高度跌倒	307	236
Fall of person from height	人體從高處墮下	44 (3)	21
Striking against fixed or stationary object	與固定或不動的物件碰撞	92	86
Striking against or struck by moving object	被移動物件或與移動物件碰撞	148 (1)	101 (1)
Stepping on object	踏在物件上	9	7
Exposure to or contact with harmful substance	暴露於有害物質中或接觸有害物質	18	14
Contact with electricity or electric discharge	觸電或接觸放出的電流	1	0
Trapped by collapsing or overturning object	受困於倒塌或翻側的物件	1	2
Struck by falling object	遭墮下的物件撞擊	33	22
Struck by moving vehicle	遭移動中的車輛撞倒	64 (1)	39
Contact with moving machinery or object being machined	觸及開動中的機器或觸及以機器製造中的物件	121 (1)	96
Drowning	遇溺	0	0
Exposure to fire	火警燒傷	1	1
Exposure to explosion	爆炸受傷	1	1
Injured by hand tool	被手工工具所傷	65 (1)	38
Injured by fall of ground	泥土傾瀉受傷	0	0
Asphyxiation	窒息	0	0
Contact with hot surface or substance	觸及灼熱表面或物質	71	67
Injured by animal	被動物所傷	2	1
Injured in workplace violence	於工作場所暴力事件中受傷	4	0
Others	其他類別	55 (12)	35 (6)
TOTAL	總數	1 306 (19)	988 (7)

**Notes:**

- Occupational injuries refer to cases in workplaces reported under the Employees' Compensation Ordinance, resulting in death or incapacity for work of over three days.
- Figures in brackets denote the number of fatalities which has also been included in the number of injuries.
- The above injury figures of 2023 are recorded as at 27 March 2024.
- The above injury figures of 2024 are recorded as at 28 March 2025.

**註釋:**

- 職業傷亡個案是指根據《僱員補償條例》呈報在工作地點發生的致命個案或導致失去工作能力三天以上的個案。
- 括號內的數字顯示死亡人數，數字已包括在傷亡數字內。
- 上列二零二三年的傷亡數字為截至2024年3月27日所記錄的數字。
- 上列二零二四年的傷亡數字為截至2025年3月28日所記錄的數字。



## Occupational Injuries in Construction Industry in 2024

### - analysed by Type of Accident

#### 二零二四年建造業之職業傷亡個案 - 按意外類別分析

Type of Accident 意外類別		2023 二零二三年	2024 二零二四年
Trapped in or between objects	受困於物件之內或物件之間	106 (2)	134 (5)
Injured whilst lifting or carrying	提舉或搬運物件時受傷	598	571
Slip, trip or fall on same level	滑倒、絆倒或在同一高度跌倒	923 (1)	988
Fall of person from height	人體從高處墮下	240 (9)	203 (5)
Striking against fixed or stationary object	與固定或不動的物件碰撞	386	343
Striking against or struck by moving object	被移動物件或與移動物件碰撞	346 (1)	337 (2)
Stepping on object	踏在物件上	43	38
Exposure to or contact with harmful substance	暴露於有害物質中或接觸有害物質	7 (2)	20 (2)
Contact with electricity or electric discharge	觸電或接觸放出的電流	12 (3)	10
Trapped by collapsing or overturning object	受困於倒塌或翻側的物件	5 (1)	9
Struck by falling object	遭墮下的物件撞擊	150 (1)	89 (2)
Struck by moving vehicle	遭移動中的車輛撞倒	25 (1)	20
Contact with moving machinery or object being machined	觸及開動中的機器或觸及以機器製造中的物件	194	176
Drowning	遇溺	0	0
Exposure to fire	火警燒傷	5	8
Exposure to explosion	爆炸受傷	9	4
Injured by hand tool	被手工具所傷	32	60
Injured by fall of ground	泥土傾瀉受傷	0	0
Asphyxiation	窒息	0	0
Contact with hot surface or substance	觸及灼熱表面或物質	10	11
Injured by animal	被動物所傷	8	7
Injured in workplace violence	於工作場所暴力事件中受傷	15	21
Others	其他類別	186 (24)	166 (35)
TOTAL	總數	3 300 (45)	3 215 (51)

**Notes:**

- Occupational injuries refer to cases in workplaces reported under the Employees' Compensation Ordinance, resulting in death or incapacity for work of over three days.
- Figures in brackets denote the number of fatalities which has also been included in the number of injuries.
- The above injury figures of 2023 are recorded as at 27 March 2024.
- The above injury figures of 2024 are recorded as at 28 March 2025.

**註釋:**

- 職業傷亡個案是指根據《僱員補償條例》呈報在工作地點發生的致命個案或導致失去工作能力三天以上的個案。
- 括號內的數字顯示死亡人數，數字已包括在傷亡數字內。
- 上列二零二三年的傷亡數字為截至2024年3月27日所記錄的數字。
- 上列二零二四年的傷亡數字為截至2025年3月28日所記錄的數字。

**Labour Department**The Government of the Hong Kong Special Administrative Region  
of the People's Republic of China**Occupational Injuries in Food and Beverage Services  
in 2024****- analysed by Type of Accident****二零二四年餐飲服務業之職業傷亡個案 - 按意外類別分析**

Type of Accident 意外類別		2023 二零二三年	2024 二零二四年
Trapped in or between objects	受困於物件之內或物件之間	41	42
Injured whilst lifting or carrying	提舉或搬運物件時受傷	525	452
Slip, trip or fall on same level	滑倒、絆倒或在同一高度跌倒	1 038	921
Fall of person from height	人體從高處墮下	17	25
Striking against fixed or stationary object	與固定或不動的物件碰撞	205	226
Striking against or struck by moving object	被移動物件或與移動物件碰撞	167	169
Stepping on object	踏在物件上	8	8
Exposure to or contact with harmful substance	暴露於有害物質中或接觸有害物質	29	38
Contact with electricity or electric discharge	觸電或接觸放出的電流	1	2
Trapped by collapsing or overturning object	受困於倒塌或翻側的物件	2	1
Struck by falling object	遭墮下的物件撞擊	45	29
Struck by moving vehicle	遭移動中的車輛撞倒	40 (1)	33
Contact with moving machinery or object being machined	觸及開動中的機器或觸及以機器製造中的物件	68	69
Drowning	遇溺	0	0
Exposure to fire	火警燒傷	6	2
Exposure to explosion	爆炸受傷	0	1
Injured by hand tool	被手工具所傷	671	559
Injured by fall of ground	泥土傾瀉受傷	0	0
Asphyxiation	窒息	0	0
Contact with hot surface or substance	觸及灼熱表面或物質	791	702
Injured by animal	被動物所傷	20	19
Injured in workplace violence	於工作場所暴力事件中受傷	36	37
Others	其他類別	130 (11)	107 (16)
TOTAL	總數	3 840 (12)	3 442 (16)

## Notes:

- Occupational injuries refer to cases in workplaces reported under the Employees' Compensation Ordinance, resulting in death or incapacity for work of over three days.
- Figures in brackets denote the number of fatalities which has also been included in the number of injuries.
- The above injury figures of 2023 are recorded as at 27 March 2024.
- The above injury figures of 2024 are recorded as at 28 March 2025.

## 註釋:

- 職業傷亡個案是指根據《僱員補償條例》呈報在工作地點發生的致命個案或導致失去工作能力三天以上的個案。
- 括號內的數字顯示死亡人數，數字已包括在傷亡數字內。
- 上列二零二三年的傷亡數字為截至2024年3月27日所記錄的數字。
- 上列二零二四年的傷亡數字為截至2025年3月28日所記錄的數字。



## Occupational Injuries in Import and Export Trade in 2024

### - analysed by Type of Accident

#### 二零二四年進出口貿易業之職業傷亡個案 - 按意外類別分析


Type of Accident 意外類別		2023 二零二三年	2024 二零二四年
Trapped in or between objects	受困於物件之內或物件之間	15	12
Injured whilst lifting or carrying	提舉或搬運物件時受傷	115	74
Slip, trip or fall on same level	滑倒、絆倒或在同一高度跌倒	172	136
Fall of person from height	人體從高處墮下	25	21
Striking against fixed or stationary object	與固定或不動的物件碰撞	21	34
Striking against or struck by moving object	被移動物件或與移動物件碰撞	23	35
Stepping on object	踏在物件上	3	3
Exposure to or contact with harmful substance	暴露於有害物質中或接觸有害物質	0	0
Contact with electricity or electric discharge	觸電或接觸放出的電流	0	0
Trapped by collapsing or overturning object	受困於倒塌或翻側的物件	0	3
Struck by falling object	遭墮下的物件撞擊	5	7
Struck by moving vehicle	遭移動中的車輛撞倒	43 (2)	33 (1)
Contact with moving machinery or object being machined	觸及開動中的機器或觸及以機器製造中的物件	9	7
Drowning	遇溺	0	0
Exposure to fire	火警燒傷	0	0
Exposure to explosion	爆炸受傷	0	0
Injured by hand tool	被手工具所傷	15	18
Injured by fall of ground	泥土傾瀉受傷	0	0
Asphyxiation	窒息	0	0
Contact with hot surface or substance	觸及灼熱表面或物質	4	3
Injured by animal	被動物所傷	4	3
Injured in workplace violence	於工作場所暴力事件中受傷	2	3
Others	其他類別	47 (20)	20 (11)
TOTAL	總數	503 (22)	412 (12)

**Notes:**

- Occupational injuries refer to cases in workplaces reported under the Employees' Compensation Ordinance, resulting in death or incapacity for work of over three days.
- Figures in brackets denote the number of fatalities which has also been included in the number of injuries.
- The above injury figures of 2023 are recorded as at 27 March 2024.
- The above injury figures of 2024 are recorded as at 28 March 2025.

**註釋:**

- 職業傷亡個案是指根據《僱員補償條例》呈報在工作地點發生的致命個案或導致失去工作能力三天以上的個案。
- 括號內的數字顯示死亡人數，數字已包括在傷亡數字內。
- 上列二零二三年的傷亡數字為截至2024年3月27日所記錄的數字。
- 上列二零二四年的傷亡數字為截至2025年3月28日所記錄的數字。



## Occupational Injuries in Wholesale in 2024

### - analysed by Type of Accident

#### 二零二四年批發業之職業傷亡個案 - 按意外類別分析

Type of Accident 意外類別		2023 二零二三年	2024 二零二四年
Trapped in or between objects	受困於物件之內或物件之間	7	9
Injured whilst lifting or carrying	提舉或搬運物件時受傷	51	50
Slip, trip or fall on same level	滑倒、絆倒或在同一高度跌倒	61	59
Fall of person from height	人體從高處墮下	8	8
Striking against fixed or stationary object	與固定或不動的物件碰撞	15	4
Striking against or struck by moving object	被移動物件或與移動物件碰撞	19	18
Stepping on object	踏在物件上	0	1
Exposure to or contact with harmful substance	暴露於有害物質中或接觸有害物質	0	0
Contact with electricity or electric discharge	觸電或接觸放出的電流	0	0
Trapped by collapsing or overturning object	受困於倒塌或翻側的物件	0	1
Struck by falling object	遭墮下的物件撞擊	2	1
Struck by moving vehicle	遭移動中的車輛撞倒	25	14
Contact with moving machinery or object being machined	觸及開動中的機器或觸及以機器製造中的物件	3	7
Drowning	遇溺	0	0
Exposure to fire	火警燒傷	0	1
Exposure to explosion	爆炸受傷	0	0
Injured by hand tool	被手工具所傷	2	9
Injured by fall of ground	泥土傾瀉受傷	0	0
Asphyxiation	窒息	0	0
Contact with hot surface or substance	觸及灼熱表面或物質	2	3
Injured by animal	被動物所傷	5	3
Injured in workplace violence	於工作場所暴力事件中受傷	0	1
Others	其他類別	11	12 (5)
TOTAL	總數	211	201 (5)

**Notes:**

- Occupational injuries refer to cases in workplaces reported under the Employees' Compensation Ordinance, resulting in death or incapacity for work of over three days.
- Figures in brackets denote the number of fatalities which has also been included in the number of injuries.
- The above injury figures of 2023 are recorded as at 27 March 2024.
- The above injury figures of 2024 are recorded as at 28 March 2025.

**註釋:**

- 職業傷亡個案是指根據《僱員補償條例》呈報在工作地點發生的致命個案或導致失去工作能力三天以上的個案。
- 括號內的數字顯示死亡人數，數字已包括在傷亡數字內。
- 上列二零二三年的傷亡數字為截至2024年3月27日所記錄的數字。
- 上列二零二四年的傷亡數字為截至2025年3月28日所記錄的數字。





## Occupational Injuries in Retail Trade in 2024

### - analysed by Type of Accident

#### 二零二四年零售業之職業傷亡個案 - 按意外類別分析

Type of Accident 意外類別		2023 二零二三年	2024 二零二四年
Trapped in or between objects	受困於物件之內或物件之間	34	35
Injured whilst lifting or carrying	提舉或搬運物件時受傷	388	395
Slip, trip or fall on same level	滑倒、絆倒或在同一高度跌倒	425	421
Fall of person from height	人體從高處墮下	78	77
Striking against fixed or stationary object	與固定或不動的物件碰撞	84	112
Striking against or struck by moving object	被移動物件或與移動物件碰撞	120	114
Stepping on object	踏在物件上	13	10
Exposure to or contact with harmful substance	暴露於有害物質中或接觸有害物質	1	3
Contact with electricity or electric discharge	觸電或接觸放出的電流	3	2
Trapped by collapsing or overturning object	受困於倒塌或翻側的物件	1	4
Struck by falling object	遭墮下的物件撞擊	45	45
Struck by moving vehicle	遭移動中的車輛撞倒	27	37 (1)
Contact with moving machinery or object being machined	觸及開動中的機器或觸及以機器製造中的物件	14	20
Drowning	遇溺	0	0
Exposure to fire	火警燒傷	0	1
Exposure to explosion	爆炸受傷	0	2
Injured by hand tool	被手工具所傷	140	115
Injured by fall of ground	泥土傾瀉受傷	0	0
Asphyxiation	窒息	0	0
Contact with hot surface or substance	觸及灼熱表面或物質	16	24
Injured by animal	被動物所傷	12	12
Injured in workplace violence	於工作場所暴力事件中受傷	20	28
Others	其他類別	79 (14)	59 (4)
TOTAL	總數	1 500 (14)	1 516 (5)

**Notes:**

- Occupational injuries refer to cases in workplaces reported under the Employees' Compensation Ordinance, resulting in death or incapacity for work of over three days.
- Figures in brackets denote the number of fatalities which has also been included in the number of injuries.
- The above injury figures of 2023 are recorded as at 27 March 2024.
- The above injury figures of 2024 are recorded as at 28 March 2025.

**註釋:**

- 職業傷亡個案是指根據《僱員補償條例》呈報在工作地點發生的致命個案或導致失去工作能力三天以上的個案。
- 括號內的數字顯示死亡人數，數字已包括在傷亡數字內。
- 上列二零二三年的傷亡數字為截至2024年3月27日所記錄的數字。
- 上列二零二四年的傷亡數字為截至2025年3月28日所記錄的數字。



# Labour Department

The Government of the Hong Kong Special Administrative Region  
of the People's Republic of China

## Occupational Injuries in Transport, Warehousing and Support Services for Transportation in 2024

- analysed by Type of Accident

### 二零二四年運輸、貨倉及運輸輔助服務業之職業傷亡個案 - 按意外類別分析

Type of Accident 意外類別		2023 二零二三年	2024 二零二四年
Trapped in or between objects	受困於物件之內或物件之間	116	91
Injured whilst lifting or carrying	提舉或搬運物件時受傷	914	702
Slip, trip or fall on same level	滑倒、絆倒或在同一高度跌倒	742	744
Fall of person from height	人體從高處墮下	118	98 (2)
Striking against fixed or stationary object	與固定或不動的物件碰撞	191	195
Striking against or struck by moving object	被移動物件或與移動物件碰撞	294	252 (3)
Stepping on object	踏在物件上	17	12
Exposure to or contact with harmful substance	暴露於有害物質中或接觸有害物質	8	5
Contact with electricity or electric discharge	觸電或接觸放出的電流	1	0
Trapped by collapsing or overturning object	受困於倒塌或翻側的物件	3	4
Struck by falling object	遭墮下的物件撞擊	96 (1)	48 (2)
Struck by moving vehicle	遭移動中的車輛撞倒	473 (5)	501 (5)
Contact with moving machinery or object being machined	觸及開動中的機器或觸及以機器製造中的物件	8	13
Drowning	遇溺	1 (1)	1 (1)
Exposure to fire	火警燒傷	1	0
Exposure to explosion	爆炸受傷	1	1
Injured by hand tool	被手工具所傷	23	22
Injured by fall of ground	泥土傾瀉受傷	0	0
Asphyxiation	窒息	0	0
Contact with hot surface or substance	觸及灼熱表面或物質	33	36
Injured by animal	被動物所傷	14	9
Injured in workplace violence	於工作場所暴力事件中受傷	58	82
Others	其他類別	183 (33)	143 (24)
TOTAL	總數	3 295 (40)	2 959 (37)

#### Notes:

- Occupational injuries refer to cases in workplaces reported under the Employees' Compensation Ordinance, resulting in death or incapacity for work of over three days.
- Figures in brackets denote the number of fatalities which has also been included in the number of injuries.
- The above injury figures of 2023 are recorded as at 27 March 2024.
- The above injury figures of 2024 are recorded as at 28 March 2025.

#### 註釋:

- 職業傷亡個案是指根據《僱員補償條例》呈報在工作地點發生的致命個案或導致失去工作能力三天以上的個案。
- 括號內的數字顯示死亡人數，數字已包括在傷亡數字內。
- 上列二零二三年的傷亡數字為截至2024年3月27日所記錄的數字。
- 上列二零二四年的傷亡數字為截至2025年3月28日所記錄的數字。



## Occupational Injuries in Accommodation Services in 2024

### - analysed by Type of Accident

#### 二零二四年住宿服務業之職業傷亡個案 - 按意外類別分析

Type of Accident 意外類別		2023 二零二三年	2024 二零二四年
Trapped in or between objects	受困於物件之內或物件之間	45	35
Injured whilst lifting or carrying	提舉或搬運物件時受傷	167	181
Slip, trip or fall on same level	滑倒、絆倒或在同一高度跌倒	279	294
Fall of person from height	人體從高處墮下	33	30
Striking against fixed or stationary object	與固定或不動的物件碰撞	110	109
Striking against or struck by moving object	被移動物件或與移動物件碰撞	111	109
Stepping on object	踏在物件上	6	4
Exposure to or contact with harmful substance	暴露於有害物質中或接觸有害物質	18	16
Contact with electricity or electric discharge	觸電或接觸放出的電流	0	2
Trapped by collapsing or overturning object	受困於倒塌或翻側的物件	1	1
Struck by falling object	遭墮下的物件撞擊	13	16
Struck by moving vehicle	遭移動中的車輛撞倒	11	8
Contact with moving machinery or object being machined	觸及開動中的機器或觸及以機器製造中的物件	18	13
Drowning	遇溺	0	0
Exposure to fire	火警燒傷	1	1
Exposure to explosion	爆炸受傷	0	0
Injured by hand tool	被手工具所傷	127	126
Injured by fall of ground	泥土傾瀉受傷	0	0
Asphyxiation	窒息	0	0
Contact with hot surface or substance	觸及灼熱表面或物質	78	64
Injured by animal	被動物所傷	1	1
Injured in workplace violence	於工作場所暴力事件中受傷	5	2
Others	其他類別	33 (3)	30 (2)
TOTAL	總數	1 057 (3)	1 042 (2)

**Notes:**

- Occupational injuries refer to cases in workplaces reported under the Employees' Compensation Ordinance, resulting in death or incapacity for work of over three days.
- Figures in brackets denote the number of fatalities which has also been included in the number of injuries.
- The above injury figures of 2023 are recorded as at 27 March 2024.
- The above injury figures of 2024 are recorded as at 28 March 2025.

**註釋:**

- 職業傷亡個案是指根據《僱員補償條例》呈報在工作地點發生的致命個案或導致失去工作能力三天以上的個案。
- 括號內的數字顯示死亡人數，數字已包括在傷亡數字內。
- 上列二零二三年的傷亡數字為截至2024年3月27日所記錄的數字。
- 上列二零二四年的傷亡數字為截至2025年3月28日所記錄的數字。



## Occupational Injuries in Information and Communications in 2024

### - analysed by Type of Accident

#### 二零二四年資訊及通訊業之職業傷亡個案 - 按意外類別分析

Type of Accident 意外類別		2023 二零二三年	2024 二零二四年
Trapped in or between objects	受困於物件之內或物件之間	2	2
Injured whilst lifting or carrying	提舉或搬運物件時受傷	33	35
Slip, trip or fall on same level	滑倒、絆倒或在同一高度跌倒	76	91
Fall of person from height	人體從高處墮下	13	10
Striking against fixed or stationary object	與固定或不動的物件碰撞	12	13
Striking against or struck by moving object	被移動物件或與移動物件碰撞	17	10
Stepping on object	踏在物件上	2	2
Exposure to or contact with harmful substance	暴露於有害物質中或接觸有害物質	0	2
Contact with electricity or electric discharge	觸電或接觸放出的電流	0	0
Trapped by collapsing or overturning object	受困於倒塌或翻側的物件	0	0
Struck by falling object	遭墮下的物件撞擊	8	3
Struck by moving vehicle	遭移動中的車輛撞倒	10	13
Contact with moving machinery or object being machined	觸及開動中的機器或觸及以機器製造中的物件	4	0
Drowning	遇溺	0	0
Exposure to fire	火警燒傷	0	0
Exposure to explosion	爆炸受傷	0	0
Injured by hand tool	被手工具所傷	6	4
Injured by fall of ground	泥土傾瀉受傷	0	0
Asphyxiation	窒息	0	0
Contact with hot surface or substance	觸及灼熱表面或物質	0	1
Injured by animal	被動物所傷	2	2
Injured in workplace violence	於工作場所暴力事件中受傷	3	1
Others	其他類別	16 (3)	11 (1)
TOTAL	總數	204 (3)	200 (1)

**Notes:**

- Occupational injuries refer to cases in workplaces reported under the Employees' Compensation Ordinance, resulting in death or incapacity for work of over three days.
- Figures in brackets denote the number of fatalities which has also been included in the number of injuries.
- The above injury figures of 2023 are recorded as at 27 March 2024.
- The above injury figures of 2024 are recorded as at 28 March 2025.

**註釋:**

- 職業傷亡個案是指根據《僱員補償條例》呈報在工作地點發生的致命個案或導致失去工作能力三天以上的個案。
- 括號內的數字顯示死亡人數，數字已包括在傷亡數字內。
- 上列二零二三年的傷亡數字為截至2024年3月27日所記錄的數字。
- 上列二零二四年的傷亡數字為截至2025年3月28日所記錄的數字。



## Occupational Injuries in Financing and Insurance in 2024

### - analysed by Type of Accident

#### 二零二四年金融及保險業之職業傷亡個案 - 按意外類別分析

Type of Accident 意外類別		2023 二零二三年	2024 二零二四年
Trapped in or between objects	受困於物件之內或物件之間	5	6
Injured whilst lifting or carrying	提舉或搬運物件時受傷	15	23
Slip, trip or fall on same level	滑倒、絆倒或在同一高度跌倒	119	132
Fall of person from height	人體從高處墮下	3	4
Striking against fixed or stationary object	與固定或不動的物件碰撞	12	16
Striking against or struck by moving object	被移動物件或與移動物件碰撞	12	14
Stepping on object	踏在物件上	1	2
Exposure to or contact with harmful substance	暴露於有害物質中或接觸有害物質	0	0
Contact with electricity or electric discharge	觸電或接觸放出的電流	0	0
Trapped by collapsing or overturning object	受困於倒塌或翻側的物件	0	0
Struck by falling object	遭墮下的物件撞擊	2	8
Struck by moving vehicle	遭移動中的車輛撞倒	17	16
Contact with moving machinery or object being machined	觸及開動中的機器或觸及以機器製造中的物件	0	2
Drowning	遇溺	0	0
Exposure to fire	火警燒傷	0	0
Exposure to explosion	爆炸受傷	0	0
Injured by hand tool	被手工具所傷	1	4
Injured by fall of ground	泥土傾瀉受傷	0	0
Asphyxiation	窒息	0	0
Contact with hot surface or substance	觸及灼熱表面或物質	4	6
Injured by animal	被動物所傷	0	0
Injured in workplace violence	於工作場所暴力事件中受傷	5	1
Others	其他類別	32 (3)	36 (3)
TOTAL	總數	228 (3)	270 (3)

**Notes:**

- Occupational injuries refer to cases in workplaces reported under the Employees' Compensation Ordinance, resulting in death or incapacity for work of over three days.
- Figures in brackets denote the number of fatalities which has also been included in the number of injuries.
- The above injury figures of 2023 are recorded as at 27 March 2024.
- The above injury figures of 2024 are recorded as at 28 March 2025.

**註釋:**

- 職業傷亡個案是指根據《僱員補償條例》呈報在工作地點發生的致命個案或導致失去工作能力三天以上的個案。
- 括號內的數字顯示死亡人數，數字已包括在傷亡數字內。
- 上列二零二三年的傷亡數字為截至2024年3月27日所記錄的數字。
- 上列二零二四年的傷亡數字為截至2025年3月28日所記錄的數字。

**Labour Department**The Government of the Hong Kong Special Administrative Region  
of the People's Republic of China**Occupational Injuries in Real Estate  
in 2024****- analysed by Type of Accident****二零二四年地產業之職業傷亡個案 - 按意外類別分析**


Type of Accident 意外類別		2023 二零二三年	2024 二零二四年
Trapped in or between objects	受困於物件之內或物件之間	83	77
Injured whilst lifting or carrying	提舉或搬運物件時受傷	256	233
Slip, trip or fall on same level	滑倒、絆倒或在同一高度跌倒	1 292	1 321
Fall of person from height	人體從高處墮下	45	40
Striking against fixed or stationary object	與固定或不動的物件碰撞	96	146
Striking against or struck by moving object	被移動物件或與移動物件碰撞	139	154
Stepping on object	踏在物件上	24	22
Exposure to or contact with harmful substance	暴露於有害物質中或接觸有害物質	19	24
Contact with electricity or electric discharge	觸電或接觸放出的電流	1	3
Trapped by collapsing or overturning object	受困於倒塌或翻側的物件	2	0
Struck by falling object	遭墮下的物件撞擊	35	31
Struck by moving vehicle	遭移動中的車輛撞倒	53	52
Contact with moving machinery or object being machined	觸及開動中的機器或觸及以機器製 造中的物件	4	4
Drowning	遇溺	1	0
Exposure to fire	火警燒傷	3	3
Exposure to explosion	爆炸受傷	0	1
Injured by hand tool	被手工具所傷	37	34
Injured by fall of ground	泥土傾瀉受傷	0	0
Asphyxiation	窒息	0	0
Contact with hot surface or substance	觸及灼熱表面或物質	13	20
Injured by animal	被動物所傷	51	44
Injured in workplace violence	於工作場所暴力事件中受傷	69	65
Others	其他類別	151	143
TOTAL	總數	2 374	2 417

## Notes:

- Occupational injuries refer to cases in workplaces reported under the Employees' Compensation Ordinance, resulting in death or incapacity for work of over three days.
- Figures in brackets denote the number of fatalities which has also been included in the number of injuries.
- The above injury figures of 2023 are recorded as at 27 March 2024.
- The above injury figures of 2024 are recorded as at 28 March 2025.

## 註釋:

- 職業傷亡個案是指根據《僱員補償條例》呈報在工作地點發生的致命個案或導致失去工作能力三天以上的個案。
- 括號內的數字顯示死亡人數，數字已包括在傷亡數字內。
- 上列二零二三年的傷亡數字為截至2024年3月27日所記錄的數字。
- 上列二零二四年的傷亡數字為截至2025年3月28日所記錄的數字。

**Labour Department**The Government of the Hong Kong Special Administrative Region  
of the People's Republic of China**Occupational Injuries in Education  
in 2024****- analysed by Type of Accident****二零二四年教育之職業傷亡個案 - 按意外類別分析**

Type of Accident 意外類別		2023 二零二三年	2024 二零二四年
Trapped in or between objects	受困於物件之內或物件之間	29	27
Injured whilst lifting or carrying	提舉或搬運物件時受傷	267	290
Slip, trip or fall on same level	滑倒、絆倒或在同一高度跌倒	647	663
Fall of person from height	人體從高處墮下	44	53
Striking against fixed or stationary object	與固定或不動的物件碰撞	50	52
Striking against or struck by moving object	被移動物件或與移動物件碰撞	112	131
Stepping on object	踏在物件上	20	16
Exposure to or contact with harmful substance	暴露於有害物質中或接觸有害物質	7	8
Contact with electricity or electric discharge	觸電或接觸放出的電流	0	0
Trapped by collapsing or overturning object	受困於倒塌或翻側的物件	0	1
Struck by falling object	遭墮下的物件撞擊	13	19
Struck by moving vehicle	遭移動中的車輛撞倒	14	26 (1)
Contact with moving machinery or object being machined	觸及開動中的機器或觸及以機器製造中的物件	5	7
Drowning	遇溺	0	0
Exposure to fire	火警燒傷	1	0
Exposure to explosion	爆炸受傷	0	0
Injured by hand tool	被手工具所傷	28	43
Injured by fall of ground	泥土傾瀉受傷	0	0
Asphyxiation	窒息	0	0
Contact with hot surface or substance	觸及灼熱表面或物質	26	25
Injured by animal	被動物所傷	9	10
Injured in workplace violence	於工作場所暴力事件中受傷	151	105
Others	其他類別	125 (5)	95 (2)
TOTAL	總數	1 548 (5)	1 571 (3)

## Notes:

- Occupational injuries refer to cases in workplaces reported under the Employees' Compensation Ordinance, resulting in death or incapacity for work of over three days.
- Figures in brackets denote the number of fatalities which has also been included in the number of injuries.
- The above injury figures of 2023 are recorded as at 27 March 2024.
- The above injury figures of 2024 are recorded as at 28 March 2025.

## 註釋:

- 職業傷亡個案是指根據《僱員補償條例》呈報在工作地點發生的致命個案或導致失去工作能力三天以上的個案。
- 括號內的數字顯示死亡人數，數字已包括在傷亡數字內。
- 上列二零二三年的傷亡數字為截至2024年3月27日所記錄的數字。
- 上列二零二四年的傷亡數字為截至2025年3月28日所記錄的數字。





## Occupational Injuries in Human Health Services in 2024

### - analysed by Type of Accident

#### 二零二四年人類保健服務業之職業傷亡個案 - 按意外類別分析

Type of Accident 意外類別		2023 二零二三年	2024 二零二四年
Trapped in or between objects	受困於物件之內或物件之間	66	59
Injured whilst lifting or carrying	提舉或搬運物件時受傷	416	390
Slip, trip or fall on same level	滑倒、絆倒或在同一高度跌倒	461	507
Fall of person from height	人體從高處墮下	9	13
Striking against fixed or stationary object	與固定或不動的物件碰撞	89	84
Striking against or struck by moving object	被移動物件或與移動物件碰撞	136	154
Stepping on object	踏在物件上	16	9
Exposure to or contact with harmful substance	暴露於有害物質中或接觸有害物質	10	13
Contact with electricity or electric discharge	觸電或接觸放出的電流	1	2
Trapped by collapsing or overturning object	受困於倒塌或翻側的物件	0	0
Struck by falling object	遭墮下的物件撞擊	20	20
Struck by moving vehicle	遭移動中的車輛撞倒	51 (1)	51
Contact with moving machinery or object being machined	觸及開動中的機器或觸及以機器製造中的物件	9	2
Drowning	遇溺	0	0
Exposure to fire	火警燒傷	0	0
Exposure to explosion	爆炸受傷	0	0
Injured by hand tool	被手工具所傷	19	24
Injured by fall of ground	泥土傾瀉受傷	0	0
Asphyxiation	窒息	0	0
Contact with hot surface or substance	觸及灼熱表面或物質	38	36
Injured by animal	被動物所傷	5	3
Injured in workplace violence	於工作場所暴力事件中受傷	135	113
Others	其他類別	48	53 (1)
TOTAL	總數	1 529 (1)	1 533 (1)

**Notes:**

- Occupational injuries refer to cases in workplaces reported under the Employees' Compensation Ordinance, resulting in death or incapacity for work of over three days.
- Figures in brackets denote the number of fatalities which has also been included in the number of injuries.
- The above injury figures of 2023 are recorded as at 27 March 2024.
- The above injury figures of 2024 are recorded as at 28 March 2025.

**註釋:**

- 職業傷亡個案是指根據《僱員補償條例》呈報在工作地點發生的致命個案或導致失去工作能力三天以上的個案。
- 括號內的數字顯示死亡人數，數字已包括在傷亡數字內。
- 上列二零二三年的傷亡數字為截至2024年3月27日所記錄的數字。
- 上列二零二四年的傷亡數字為截至2025年3月28日所記錄的數字。



## Occupational Injuries in Social Work Services in 2024

### - analysed by Type of Accident

#### 二零二四年社會工作服務業之職業傷亡個案 - 按意外類別分析

Type of Accident 意外類別		2023 二零二三年	2024 二零二四年
Trapped in or between objects	受困於物件之內或物件之間	50	53
Injured whilst lifting or carrying	提舉或搬運物件時受傷	381	385
Slip, trip or fall on same level	滑倒、絆倒或在同一高度跌倒	465 (1)	514
Fall of person from height	人體從高處墮下	13	22 (1)
Striking against fixed or stationary object	與固定或不動的物件碰撞	58	64
Striking against or struck by moving object	被移動物件或與移動物件碰撞	97	149
Stepping on object	踏在物件上	11	11
Exposure to or contact with harmful substance	暴露於有害物質中或接觸有害物質	8	10
Contact with electricity or electric discharge	觸電或接觸放出的電流	0	3
Trapped by collapsing or overturning object	受困於倒塌或翻側的物件	0	2
Struck by falling object	遭墮下的物件撞擊	9	12
Struck by moving vehicle	遭移動中的車輛撞倒	27 (1)	30
Contact with moving machinery or object being machined	觸及開動中的機器或觸及以機器製造中的物件	4	3
Drowning	遇溺	0	0
Exposure to fire	火警燒傷	1	0
Exposure to explosion	爆炸受傷	0	0
Injured by hand tool	被手工具所傷	44	48
Injured by fall of ground	泥土傾瀉受傷	0	0
Asphyxiation	窒息	0	0
Contact with hot surface or substance	觸及灼熱表面或物質	46	66
Injured by animal	被動物所傷	20	11
Injured in workplace violence	於工作場所暴力事件中受傷	231	219
Others	其他類別	74 (2)	72 (2)
TOTAL	總數	1 539 (4)	1 674 (3)

**Notes:**

- Occupational injuries refer to cases in workplaces reported under the Employees' Compensation Ordinance, resulting in death or incapacity for work of over three days.
- Figures in brackets denote the number of fatalities which has also been included in the number of injuries.
- The above injury figures of 2023 are recorded as at 27 March 2024.
- The above injury figures of 2024 are recorded as at 28 March 2025.

**註釋:**

- 職業傷亡個案是指根據《僱員補償條例》呈報在工作地點發生的致命個案或導致失去工作能力三天以上的個案。
- 括號內的數字顯示死亡人數，數字已包括在傷亡數字內。
- 上列二零二三年的傷亡數字為截至2024年3月27日所記錄的數字。
- 上列二零二四年的傷亡數字為截至2025年3月28日所記錄的數字。

**Labour Department**The Government of the Hong Kong Special Administrative Region  
of the People's Republic of China**Occupational Injuries in Professional and Business Services  
(excluding Pest Control and Cleaning Services)  
in 2024****- analysed by Type of Accident****二零二四年專業及商用服務業(病媒防治及清潔服務除外)之職業傷亡個案 - 按意外類別分析**

Type of Accident 意外類別		2023 二零二三年	2024 二零二四年
Trapped in or between objects	受困於物件之內或物件之間	54	63
Injured whilst lifting or carrying	提舉或搬運物件時受傷	196	212
Slip, trip or fall on same level	滑倒、絆倒或在同一高度跌倒	844	844
Fall of person from height	人體從高處墮下	47	38 (1)
Striking against fixed or stationary object	與固定或不動的物件碰撞	93	104
Striking against or struck by moving object	被移動物件或與移動物件碰撞	128	133
Stepping on object	踏在物件上	14	14
Exposure to or contact with harmful substance	暴露於有害物質中或接觸有害物質	7	15
Contact with electricity or electric discharge	觸電或接觸放出的電流	0	1
Trapped by collapsing or overturning object	受困於倒塌或翻側的物件	2	3
Struck by falling object	遭墮下的物件撞擊	31	26
Struck by moving vehicle	遭移動中的車輛撞倒	125 (1)	116 (3)
Contact with moving machinery or object being machined	觸及開動中的機器或觸及以機器製造中的物件	17	20
Drowning	遇溺	0	0
Exposure to fire	火警燒傷	0	1
Exposure to explosion	爆炸受傷	0	0
Injured by hand tool	被手工具所傷	27	32
Injured by fall of ground	泥土傾瀉受傷	0	0
Asphyxiation	窒息	0	0
Contact with hot surface or substance	觸及灼熱表面或物質	12	12
Injured by animal	被動物所傷	66	54
Injured in workplace violence	於工作場所暴力事件中受傷	52	43
Others	其他類別	148 (35)	130 (21)
TOTAL	總數	1 863 (36)	1 861 (25)

## Notes:

- Occupational injuries refer to cases in workplaces reported under the Employees' Compensation Ordinance, resulting in death or incapacity for work of over three days.
- Figures in brackets denote the number of fatalities which has also been included in the number of injuries.
- The above injury figures of 2023 are recorded as at 27 March 2024.
- The above injury figures of 2024 are recorded as at 28 March 2025.

## 註釋:

- 職業傷亡個案是指根據《僱員補償條例》呈報在工作地點發生的致命個案或導致失去工作能力三天以上的個案。
- 括號內的數字顯示死亡人數，數字已包括在傷亡數字內。
- 上列二零二三年的傷亡數字為截至2024年3月27日所記錄的數字。
- 上列二零二四年的傷亡數字為截至2025年3月28日所記錄的數字。

**Labour Department**The Government of the Hong Kong Special Administrative Region  
of the People's Republic of China**Occupational Injuries in Pest Control and Cleaning Services  
in 2024****- analysed by Type of Accident****二零二四年病媒防治及清潔服務業之職業傷亡個案 - 按意外類別分析**

Type of Accident 意外類別		2023 二零二三年	2024 二零二四年
Trapped in or between objects	受困於物件之內或物件之間	104	87
Injured whilst lifting or carrying	提舉或搬運物件時受傷	312	350
Slip, trip or fall on same level	滑倒、絆倒或在同一高度跌倒	932	993
Fall of person from height	人體從高處墮下	27 (1)	26
Striking against fixed or stationary object	與固定或不動的物件碰撞	128	147
Striking against or struck by moving object	被移動物件或與移動物件碰撞	175	201
Stepping on object	踏在物件上	18	16
Exposure to or contact with harmful substance	暴露於有害物質中或接觸有害物質	33	36
Contact with electricity or electric discharge	觸電或接觸放出的電流	1	0
Trapped by collapsing or overturning object	受困於倒塌或翻側的物件	1	1
Struck by falling object	遭墮下的物件撞擊	36	27
Struck by moving vehicle	遭移動中的車輛撞倒	69	79 (1)
Contact with moving machinery or object being machined	觸及開動中的機器或觸及以機器製造中的物件	2	1
Drowning	遇溺	0	0
Exposure to fire	火警燒傷	0	1
Exposure to explosion	爆炸受傷	0	0
Injured by hand tool	被手工具所傷	16	12
Injured by fall of ground	泥土傾瀉受傷	0	0
Asphyxiation	窒息	0	0
Contact with hot surface or substance	觸及灼熱表面或物質	8	11
Injured by animal	被動物所傷	35	49
Injured in workplace violence	於工作場所暴力事件中受傷	37	39
Others	其他類別	141 (20)	150 (18)
TOTAL	總數	2 075 (21)	2 226 (19)

## Notes:

- Occupational injuries refer to cases in workplaces reported under the Employees' Compensation Ordinance, resulting in death or incapacity for work of over three days.
- Figures in brackets denote the number of fatalities which has also been included in the number of injuries.
- The above injury figures of 2023 are recorded as at 27 March 2024.
- The above injury figures of 2024 are recorded as at 28 March 2025.

## 註釋:

- 職業傷亡個案是指根據《僱員補償條例》呈報在工作地點發生的致命個案或導致失去工作能力三天以上的個案。
- 括號內的數字顯示死亡人數，數字已包括在傷亡數字內。
- 上列二零二三年的傷亡數字為截至2024年3月27日所記錄的數字。
- 上列二零二四年的傷亡數字為截至2025年3月28日所記錄的數字。



**Statistics of Confirmed Occupational Diseases**  
**(excluding Silicosis, Asbestosis, Mesothelioma, Occupational Deafness and Gas Poisoning)**  
**by Industry in 2024**

**二零二四年各行業中經證實為職業病的個案數字統計**  
**(矽肺病、石棉沉着病、間皮瘤、職業性失聰和氣體中毒除外)**

Industry Section 行業主類	Occupational Disease Codes (2023)						Occupational Disease Codes (2024)					
	職業病譯碼 (二零二三年)						職業病譯碼 (二零二四年)					
	3	8	14	16	40	Total 總數	3	8	14	16	40	Total 總數
Agriculture, forestry and fishing 農業、林業及漁業	0	0	0	0	0	0	0	0	0	0	0	0
Mining and quarrying 採礦及採石業	0	0	0	0	0	0	0	0	0	0	0	0
Manufacturing 製造業	0	2	0	1	0	3	0	0	0	0	0	0
Electricity, gas and waste management 電力、燃氣及廢棄物管理	0	0	0	0	0	0	0	0	0	0	0	0
Construction 建造業	0	1	0	0	0	1	0	1	0	0	0	1
Import/export, wholesale and retail trades 進出口貿易、批發及零售業	0	3	0	1	0	4	0	1	0	0	0	1
Transportation, storage, postal and courier services 運輸、倉庫、郵政及速遞服務	0	0	0	0	0	0	0	1	0	0	0	1
Accommodation and food services 住宿及膳食服務	0	4	0	0	0	4	0	3	0	0	0	3
Information and communications 資訊及通訊	0	0	0	0	0	0	0	1	0	0	0	1
Financing and insurance 金融及保險	0	0	0	0	0	0	0	2	0	0	0	2
Real estate 地產	0	0	0	0	0	0	0	0	0	0	0	0
Professional and business services 專業及商用服務	0	0	0	0	0	0	0	2	0	0	0	2
Public administration, and social and personal services 公共行政以及社會及個人服務	2	4	6	0	0	12	1	7	3	0	1	12
Other industries 其他行業	0	0	0	0	0	0	0	0	0	0	0	0
<b>Total 總數</b>	<b>2</b>	<b>14</b>	<b>6</b>	<b>2</b>	<b>0</b>	<b>24</b>	<b>1</b>	<b>18</b>	<b>3</b>	<b>0</b>	<b>1</b>	<b>23</b>

Occupational Disease Codes

職業病譯碼

3 = Compressed Air Illness

3 = 氣壓病

8 = Tenosynovitis of the Hand or Forearm

8 = 手部或前臂腱鞘炎

14 = Tuberculosis

14 = 結核病

16 = *Streptococcus suis* Infection

16 = 豬型鏈球菌感染

40 = Occupational Dermatitis

40 = 職業性皮膚炎

Notes:

- 1) For information on silicosis, asbestosis and mesothelioma, please refer to the Pneumoconiosis Compensation Fund Board.
- 2) For information on occupational deafness, please refer to the Occupational Deafness Compensation Board.

註釋:

- 1) 有關矽肺病、石棉沉着病及間皮瘤，請參考肺塵埃沉着病補償基金委員會所發表的資料。
- 2) 有關職業性失聰，請參考職業性失聰補償管理局所發表的資料。



**Number of Confirmed Cases of Occupational Diseases and Gas Poisoning in 2024**

二零二四年經證實為職業病及氣體中毒個案數字

Occupational Disease 職業病	2023 二零二三年	2024 二零二四年
Occupational Deafness 職業性失聰	238	160
Silicosis 矽肺病	78	79
Tenosynovitis of the Hand or Forearm 手部或前臂腱鞘炎	14	18
Mesothelioma 間皮瘤	17	8
Tuberculosis 結核病	6	3
Asbestosis 石棉沉着病	3	3
<i>Streptococcus suis</i> Infection 豬型鏈球菌感染	2	0
Compressed Air Illness 氣壓病	2	1
Occupational Dermatitis 職業性皮膚炎	0	1
Gas Poisoning 氣體中毒 <sup>1</sup>	23 (9)	16 (10)
<b>Total 總數</b>	<b>383</b>	<b>289</b>

Note:  
1. The figure in bracket denotes the number of incidents.

註釋:  
1. 括號中的數字為事件次數。



## Industrial Accidents in Construction Industry (2015 - 2024)

### 二零一五年至二零二四年建造業之工業意外數字

	2015	2016	2017	2018	2019	2020	2021	2022	2023	2024
No. of accidents 意外數目	3 723	3 720	3 902	3 541	2 947	2 532	3 109	3 046	3 097	3 037
No. of fatalities 致命意外數目	19	10	22	14	16	18	23	17	20	14
Employment size 受僱人數	95 103	107 799	118 674	111 849	101 750	97 182	105 430	104 663	112 313	122 524
Accident rate per 1 000 workers 每 1 000 名工人的意外率	39.1	34.5	32.9	31.7	29.0	26.1	29.5	29.1	27.6	24.8
Fatality rate per 1 000 workers 每 1 000 名工人的致命意外率	0.200	0.093	0.185	0.125	0.157	0.185	0.218	0.162	0.178	0.114

Notes:

1. The above statistics are compiled based on the Hong Kong Standard Industrial Classification Version 2.0.
2. Figures of employment size only covers manual workers on construction sites.
3. Figures of employment size for calculating the accident rate per 1 000 workers are based on the **Quarterly Report of Employment and Vacancies Statistics** published by the Census and Statistics Department.

註釋:

1. 以上的統計數字是按《香港標準行業分類2.0版》編製。
2. 受僱人數只包括在建築地盤工作的工人。
3. 用以計算每千名工人的意外率之受僱人數資料源自政府統計處發表的《就業及空缺按季統計報告》。





## Industrial Accidents in Food and Beverage Services (2015 - 2024)

### 二零一五年至二零二四年餐飲服務業之工業意外數字

	2015	2016	2017	2018	2019	2020	2021	2022	2023	2024
No. of accidents 意外數目	5 386	4 975	4 990	5 047	4 425	3 124	3 999	3 243	3 524	3 105
No. of fatalities 致命意外數目	0	0	0	0	0	0	0	0	0	0
Employment size 受僱人數	243 162	242 584	243 204	250 035	244 266	210 975	213 953	216 721	224 318	222 745
Accident rate per 1 000 workers 每 1 000 名工人的意外率	22.1	20.5	20.5	20.2	18.1	14.8	18.7	15.0	15.7	13.9
Fatality rate per 1 000 workers 每 1 000 名工人的致命意外率	0.000	0.000	0.000	0.000	0.000	0.000	0.000	0.000	0.000	0.000

Notes:

1. The above statistics are compiled based on the Hong Kong Standard Industrial Classification (HSIC) Version 2.0.
2. Figures of employment size for calculating the accident rate per 1 000 workers are based on the **Quarterly Report of Employment and Vacancies Statistics** published by the Census and Statistics Department.

註釋:

1. 以上的統計數字是按《香港標準行業分類2.0版》編製。
2. 用以計算每千名工人的意外率之受僱人數資料源自政府統計處發表的《**就業及空缺按季統計報告**》。



## Industrial Accidents in Manufacturing Industry (2015 - 2024)

### 二零一五年至二零二四年製造業之工業意外數字

	2015	2016	2017	2018	2019	2020	2021	2022	2023	2024
No. of accidents 意外數目	1 675	1 497	1 460	1 322	1 198	1 046	1 172	955	998	743
No. of fatalities 致命意外數目	2	3	3	1	1	1	0	4	4	1
Employment size 受僱人數	99 595	96 011	92 860	90 060	86 910	83 409	78 807	74 890	74 427	74 564
Accident rate per 1 000 workers 每 1 000 名工人的意外率	16.8	15.6	15.7	14.7	13.8	12.5	14.9	12.8	13.4	10.0
Fatality rate per 1 000 workers 每 1 000 名工人的致命意外率	0.020	0.031	0.032	0.011	0.012	0.012	0.000	0.053	0.054	0.013

Notes:

1. The above statistics are compiled based on the Hong Kong Standard Industrial Classification (HSIC) Version 2.0.
2. Figures of employment size for calculating the accident rate per 1 000 workers are based on the **Quarterly Report of Employment and Vacancies Statistics** published by the Census and Statistics Department.

註釋:

1. 以上的統計數字是按《香港標準行業分類2.0版》編製。
2. 用以計算每千名工人的意外率之受僱人數資料源自政府統計處發表的《就業及空缺按季統計報告》。



## Industrial Accidents in Major Industries (2015 - 2024)

### 二零一五年至二零二四年主要行業之工業意外數字

	2015	2016	2017	2018	2019	2020	2021	2022	2023	2024
<b>No. of accidents 意外數目</b>										
Construction Industry 建造業	3 723	3 720	3 902	3 541	2 947	2 532	3 109	3 046	3 097	3 037
Food and Beverage Services 餐飲服務業	5 386	4 975	4 990	5 047	4 425	3 124	3 999	3 243	3 524	3 105
Manufacturing Industry 製造業	1 675	1 497	1 460	1 322	1 198	1 046	1 172	955	998	743
<b>Accident rate per 1 000 workers 每 1 000 名工人的意外率</b>										
Construction Industry 建造業	39.1	34.5	32.9	31.7	29.0	26.1	29.5	29.1	27.6	24.8
Food and Beverage Services 餐飲服務業	22.1	20.5	20.5	20.2	18.1	14.8	18.7	15.0	15.7	13.9
Manufacturing Industry 製造業	16.8	15.6	15.7	14.7	13.8	12.5	14.9	12.8	13.4	10.0

**Notes:**

1. The above statistics are compiled based on the Hong Kong Standard Industrial Classification (HSIC) Version 2.0.
2. Figures of employment size for calculating the accident rate per 1 000 workers are based on the **Quarterly Report of Employment and Vacancies Statistics** published by the Census and Statistics Department.

**註釋:**

1. 以上的統計數字是按《香港標準行業分類2.0版》編製。
2. 用以計算每千名工人的意外率之受僱人數資料源自政府統計處發表的《就業及空缺按季統計報告》。



## Industrial Accidents in All Industries (2015 - 2024)

### 二零一五年至二零二四年所有行業之工業意外數字

	2015	2016	2017	2018	2019	2020	2021	2022	2023	2024
No. of accidents 意外數目	11 497	10 883	11 077	10 602	9 254	7 202	8 865	7 762	8 134	7 371
No. of fatalities 致命意外數目	24	18	29	16	22	21	25	25	24	22
Employment size 受僱人數	626 122	635 930	645 498	643 592	626 457	581 307	584 255	576 843	590 955	598 137
Accident rate per 1 000 workers 每 1 000 名工人的意外率	18.4	17.1	17.2	16.5	14.8	12.4	15.2	13.5	13.8	12.3
Fatality rate per 1 000 workers 每 1 000 名工人的致命意外率	0.038	0.028	0.045	0.025	0.035	0.036	0.043	0.043	0.041	0.037

Notes:

1. The above statistics are compiled based on the Hong Kong Standard Industrial Classification (HSIC) Version 2.0.
2. Figures of employment size for calculating the accident rate per 1 000 workers are based on the **Quarterly Report of Employment and Vacancies Statistics** published by the Census and Statistics Department.

註釋:

1. 以上的統計數字是按《香港標準行業分類2.0版》編製。
2. 用以計算每千名工人的意外率之受僱人數資料源自政府統計處發表的《就業及空缺按季統計報告》。



**Occupational Injuries and Injury Rates in All Economic Activities (2015 - 2024)**

**二零一五年至二零二四年所有經濟行業之職業傷亡個案及傷亡率**

	2015	2016	2017	2018	2019	2020	2021	2022	2023	2024
Number of occupational injuries 傷亡個案	35 852	35 768	35 631	35 964	32 872	27 127	30 448	32 026	29 456	28 612
Injury rate per 1 000 employees 每 1 000 名僱員的傷亡率	12.1	11.9	11.8	11.8	10.8	9.3	10.5	11.2	10.1	9.8

Notes:

1. The above statistics are compiled based on the Hong Kong Standard Industrial Classification Version 2.0.
2. Figures of employment size for calculating the injury rate per 1 000 employees are based on the **Quarterly Report of Employment and Vacancies Statistics** published by the Census and Statistics Department.

註釋:

1. 以上的統計數字是按《香港標準行業分類2.0版》編製。
2. 用以計算每千名僱員的傷亡率之受僱人數資料源自政府統計處發表的《**就業及空缺按季統計報告**》。



## Work Fatalities and Fatality Rates in All Economic Activities (2015 - 2024)

### 二零一五年至二零二四年所有經濟行業之工作致命個案及致命率

	2015	2016	2017	2018	2019	2020	2021	2022	2023	2024
Number of work fatalities 工作致命個案	37	34	39	24	33	26	33	32	32	28
Fatality rate per 1 000 employees 每 1 000 名僱員的致命率	0.012	0.011	0.013	0.008	0.011	0.009	0.011	0.011	0.011	0.010

Notes:

1. Work fatalities refer to deaths arising from industrial activities in industrial undertakings in Hong Kong as defined under the Factories and Industrial Undertakings Ordinance, and those related to work activities at workplaces in Hong Kong falling under the jurisdiction of the Occupational Safety and Health Ordinance.
2. The above statistics are compiled based on the Hong Kong Standard Industrial Classification Version 2.0.
3. Figures of employment size for calculating the injury rate per 1 000 employees are based on the **Quarterly Report of Employment and Vacancies Statistics** published by the Census and Statistics Department.

註釋:

1. 工作致命個案是指在《工廠及工業經營條例》所界定的工業經營在香港境內發生的死亡意外，而這些意外是因工業活動而引致的；以及《職業安全及健康條例》所涵蓋在香港境內的工作地點發生的死亡意外，而這些意外是與工作活動有關的。
2. 以上的統計數字是按《香港標準行業分類2.0版》編製。
3. 用以計算每千名僱員的傷亡率之受僱人數資料源自政府統計處發表的《就業及空缺按季統計報告》。



## Labour Department

The Government of the Hong Kong Special Administrative Region  
of the People's Republic of China

### Number of Confirmed Cases of Occupational Diseases and Gas Poisoning (2015 - 2024)

#### 二零一五年至二零二四年經證實為職業病及氣體中毒個案數字

Occupational Disease	職業病	2015	2016	2017	2018	2019	2020	2021	2022	2023	2024
Compressed Air Illness	氣壓病	2	0	1	1	1	0	1	1	2	1
Tenosynovitis of the Hand or Forearm	手部或前臂腱鞘炎	31	63	39	39	35	17	28	21	14	18
Carpal Tunnel Syndrome	腕管綜合症	1	0	0	1	0	0	0	0	0	0
Beat Knee	膝傷	0	0	0	0	1	0	0	0	0	0
Tuberculosis	結核病	9	6	9	4	5	3	11	2	6	3
<i>Streptococcus suis</i> Infection	豬型鏈球菌感染	0	1	1	2	0	0	0	0	2	0
Cadmium Poisoning	鎘中毒	0	0	0	0	0	0	0	0	0	0
Occupational Dermatitis	職業性皮膚炎	3	11	3	3	5	2	1	1	0	1
Poisoning by Halogen Derivatives of Hydrocarbons of the Aliphatic Series	脂肪系碳氫化合物的鹵素衍生物中毒	0	0	0	0	0	0	0	0	0	0
Inflammation or Ulceration of the Mucous Membrane of the Upper Respiratory Passages or Mouth produced by Dust, Liquid or Vapour	因塵埃、液體或蒸氣引致上呼吸道或口腔的黏膜發炎或潰瘍	0	0	0	0	0	0	0	0	0	0
Brucellosis	布魯氏桿菌病	0	0	0	0	0	0	0	0	0	0
Phosphorous Poisoning	磷中毒	0	0	0	0	0	0	0	0	0	0
Leptospirosis	鉤端螺旋體病	0	0	0	0	0	0	0	0	0	0
Avian chlamydiosis	鸚鵡熱或飼鳥病	0	0	0	0	0	0	0	0	0	0
Occupational Asthma	職業性哮喘病	1	0	1	0	0	1	0	0	0	0
Silicosis	矽肺病	56	43	54	59	52	88	67	79	78	79
Asbestosis	石棉沉着病	0	4	2	2	7	12	7	3	3	3
Mesothelioma	間皮瘤	13	7	16	10	10	12	20	21	17	8
Occupational Deafness	職業性失聰	133	184	177	275	308	78	394	330	238	160
Legionnaires' Disease	退伍軍人病	0	0	0	0	1	0	0	0	0	0
Gas Poisoning <sup>1</sup>	氣體中毒 <sup>1</sup>	7 (5)	14 (6)	1 (1)	4 (3)	17 (4)	3 (1)	5 (2)	6 (2)	23 (9)	16 (10)
Mercury Poisoning	汞中毒	0	1	0	0	0	0	0	0	0	0
<b>Total</b>	<b>總數</b>	<b>256</b>	<b>334</b>	<b>304</b>	<b>400</b>	<b>442</b>	<b>216</b>	<b>534</b>	<b>464</b>	<b>383</b>	<b>289</b>

Note:

- The figure in bracket denotes the number of incidents.

註釋:

- 括號中的數字為事件次數。