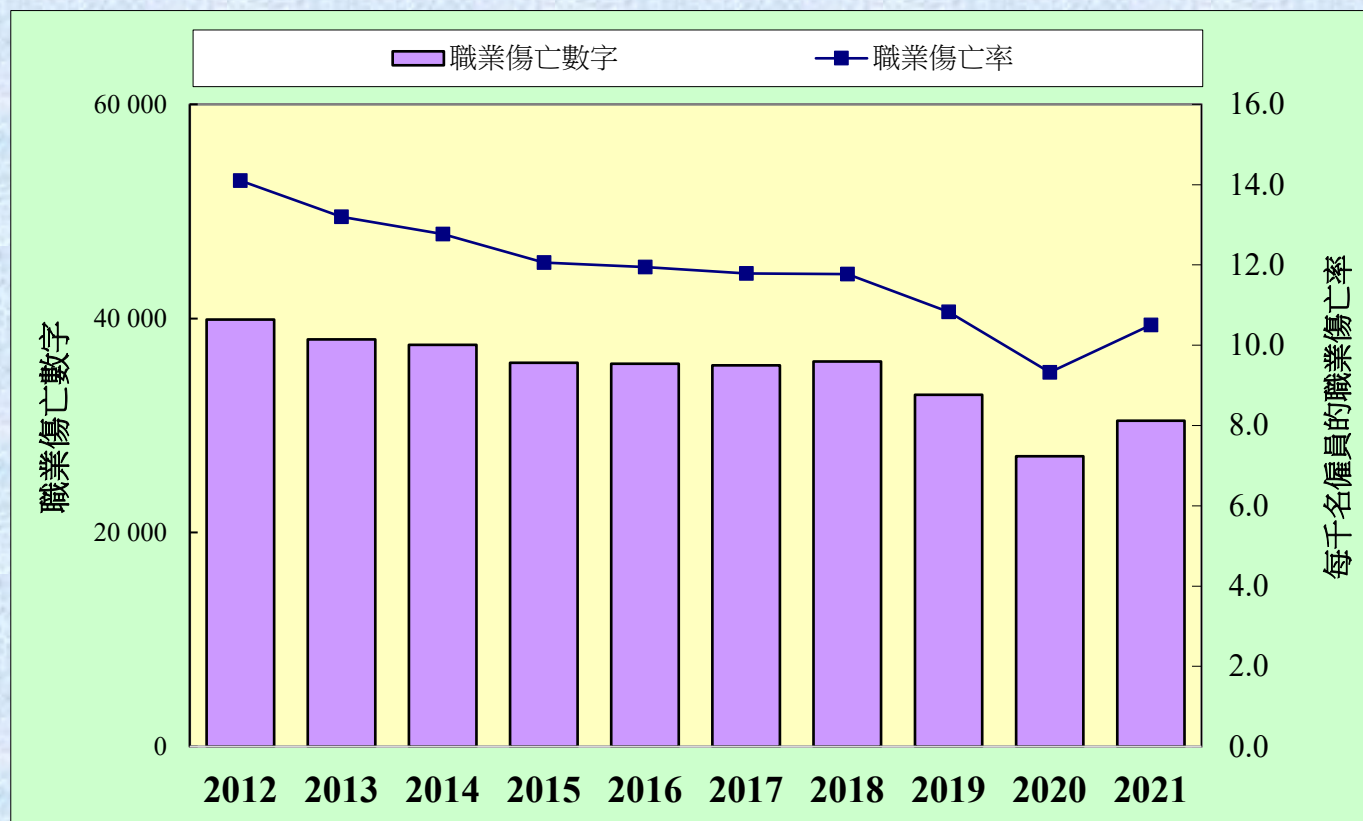


職業安全及健康統計數字 2021



職業安全及健康部
勞工處

二零二二年九月





職業安全及健康統計數字

簡介

這裡所載的統計數字，是就香港與工作有關的意外和職業病提供資料及分析，顯示不同經濟界別和選定行業最近的意外趨勢。僱主、僱員與職業安全及健康工作從業員可利用這些統計數字，按整體意外率及行業的平均統計數字，與本身機構的表現作出比較。我們希望這類資料可協助個別機構，更能妥善地管理其職業安全及健康計劃，從而改善安全表現。

名詞定義及其他資料

職業傷亡個案 是指根據《僱員補償條例》呈報在工作地點發生的死亡個案或導致失去工作能力三天以上的受傷個案。

職業傷亡個案 包括《職業安全及健康條例》管轄範圍以外的呈報個案，例如源於自然疾病的個案及在香港境外發生的個案。

工業意外 是指在《工廠及工業經營條例》所界定的工業經營內發生的受傷或死亡意外，而這些意外是因工業活動而引致的。

職業病 是指根據《職業安全及健康條例》、《僱員補償條例》、《職業性失聰(補償)條例》和《肺塵埃沉着病及間皮瘤(補償)條例》所呈報及經證實的職業病和氣體中毒個案。

每千名僱員的職業傷亡率 的計算方法如下：


$$\frac{\text{職業傷亡數字}}{\text{*受僱人數}} \times 1000$$

每千名工人的工業意外率 的計算方法如下：

$$\frac{\text{工業意外數字}}{\text{*受僱人數}} \times 1000$$

*受僱人數資料源自政府統計處發表的《就業及空缺按季統計報告》。

由於每個國家就編製統計數字所定呈報意外及職業病的法例要求、涵蓋的經濟界別及採納的勞動人口定義都不同，所以統計數字的資料成分或會因地而異。因此不同地區的意外及職業病統計數字，不一定能夠直接互作比較，必須小心詮釋。



如欲查詢有關以上意外統計詳情，請聯絡勞工處意外分析及資訊科。

(電話號碼： 2815 0678 傳真號碼：2541 8537)

如欲查詢有關以上職業病統計詳情，請聯絡勞工處職業醫學科(健康推廣)。

(電話號碼： 2852 4041 傳真號碼：2581 2049)

如有任何關於工作地點的不安全作業模式或環境狀況的投訴，請致電勞工處職安健投訴熱線 2542 2172 或在勞工處網頁填寫並遞交網上職安健投訴表格。

所有投訴均會絕對保密。



網上職安健投訴表格

電子郵件: enquiry@labour.gov.hk

網址: <https://www.labour.gov.hk/>



Occupational Injuries in All Workplaces in 2021

- analysed by Industry Section

二零二一年所有工作地點之職業傷亡個案 - 按行業主類分析

Industry Section 行業主類		2020 二零二零年		2021 二零二一年	
Agriculture, forestry and fishing	農業、林業及漁業	14		16	
Mining and quarrying	採礦及採石業	2		0	
Manufacturing	製造業	1 413	(10)	1 502	(10)
Electricity, gas and waste management	電力、燃氣及廢棄物管理	118	(2)	113	(3)
Construction	建造業	2 839	(40)	3 365	(56)
Import/export, wholesale and retail trades	進出口貿易、批發及零售業	2 843	(20)	2 776	(26)
Transportation, storage, postal and courier services	運輸、倉庫、郵政及速遞服務	2 315	(34)	2 486	(37)
Accommodation and food services	住宿及膳食服務	4 587	(15)	5 381	(14)
Information and communications	資訊及通訊	236	(3)	248	
Financing and insurance	金融及保險	227	(4)	178	(2)
Real estate	地產	2 186	(21)	2 563	(31)
Professional and business services	專業及商用服務	3 917	(54)	4 406	(59)
Public administration, and social and personal services	公共行政以及社會及個人服務	6 197	(20)	7 158	(15)
Other industries	其他行業	233	(11)	256	(10)
TOTAL	總數	27 127	(234)	30 448	(263)

Notes:

- Occupational injuries refer to injury cases in workplaces reported under the Employees' Compensation Ordinance, resulting in death or incapacity for work of over three days.
- Figures in brackets denote the number of fatalities which has also been included in the number of injuries.
- The above injury figures of 2020 are recorded as at 30 March 2021.
- The above injury figures of 2021 are recorded as at 30 March 2022.
- The above statistics are compiled based on the Hong Kong Standard Industrial Classification Version 2.0.

註釋:

- 職業傷亡個案是指根據《僱員補償條例》呈報在工作地點發生的死亡個案或導致失去工作能力三天以上的受傷個案。
- 括號內的數字顯示死亡人數，數字已包括在傷亡數字內。
- 上列二零二零年的傷亡數字為截至2021年3月30日所記錄的數字。
- 上列二零二一年的傷亡數字為截至2022年3月30日所記錄的數字。
- 以上的統計數字是按《香港標準行業分類2.0版》編製。



Occupational Injuries in All Workplaces in 2021

- analysed by Type of Accident

二零二一年所有工作地點之職業傷亡個案 - 按意外類別分析

Type of Accident 意外類別		2020 二零二零年	2021 二零二一年
Trapped in or between objects	受困於物件之內或物件之間	728 (2)	939 (3)
Injured whilst lifting or carrying	提舉或搬運物件時受傷	4 998	5 439
Slip, trip or fall on same level	滑倒、絆倒或在同一高度跌倒	8 796	9 971 (2)
Fall of person from height	人體從高處墮下	744 (13)	859 (18)
Striking against fixed or stationary object	與固定或不動的物件碰撞	2 119	2 198 (2)
Striking against or struck by moving object	被移動物件或與移動物件碰撞	2 275 (3)	2 128 (3)
Stepping on object	踏在物件上	82	134
Exposure to or contact with harmful substance	暴露於有害物質中或接觸有害物質	151	209
Contact with electricity or electric discharge	觸電或接觸放出的電流	22 (1)	21 (1)
Trapped by collapsing or overturning object	受困於倒塌或翻側的物件	50 (4)	36 (3)
Struck by falling object	遭墮下的物件撞擊	437 (2)	817 (2)
Struck by moving vehicle	遭移動中的車輛撞倒	886 (15)	1 002 (17)
Contact with moving machinery or object being machined	觸及開動中的機器或觸及以機器製造中的物件	525 (1)	575
Drowning	遇溺	6 (5)	1 (1)
Exposure to fire	火警燒傷	17	9 (1)
Exposure to explosion	爆炸受傷	3	4
Injured by hand tool	被手工具所傷	1 294	1 562
Injured by fall of ground	泥土傾瀉受傷	0	0
Asphyxiation	窒息	0	5 (4)
Contact with hot surface or substance	觸及灼熱表面或物質	1 195	1 412
Injured by animal	被動物所傷	368	412
Injured in workplace violence	於工作場所暴力事件中受傷	716 (2)	835 (1)
Others	其他類別	1 715 (186)	1 880 (205)
TOTAL	總數	27 127 (234)	30 448 (263)

Notes:

- Occupational injuries refer to injury cases in workplaces reported under the Employees' Compensation Ordinance, resulting in death or incapacity for work of over three days.
- Figures in brackets denote the number of fatalities which has also been included in the number of injuries.
- The above injury figures of 2020 are recorded as at 30 March 2021.
- The above injury figures of 2021 are recorded as at 30 March 2022.

註釋:

- 職業傷亡個案是指根據《僱員補償條例》呈報在工作地點發生的致命個案或導致失去工作能力三天以上的受傷個案。
- 括號內的數字顯示死亡人數，數字已包括在傷亡數字內。
- 上列二零二零年的傷亡數字為截至2021年3月30日所記錄的數字。
- 上列二零二一年的傷亡數字為截至2022年3月30日所記錄的數字。



Occupational Injuries in Manufacturing Industry in 2021

- analysed by Type of Accident

二零二一年製造業之職業傷亡個案 - 按意外類別分析

Type of Accident 意外類別		2020 二零二零年	2021 二零二一年
Trapped in or between objects	受困於物件之內或物件之間	61	67
Injured whilst lifting or carrying	提舉或搬運物件時受傷	292	293
Slip, trip or fall on same level	滑倒、絆倒或在同一高度跌倒	312	345
Fall of person from height	人體從高處墮下	31 (1)	32
Striking against fixed or stationary object	與固定或不動的物件碰撞	132	135
Striking against or struck by moving object	被移動物件或與移動物件碰撞	168	154
Stepping on object	踏在物件上	4	8
Exposure to or contact with harmful substance	暴露於有害物質中或接觸有害物質	11	13
Contact with electricity or electric discharge	觸電或接觸放出的電流	0	1
Trapped by collapsing or overturning object	受困於倒塌或翻側的物件	2	1
Struck by falling object	遭墮下的物件撞擊	13	42
Struck by moving vehicle	遭移動中的車輛撞倒	20	32
Contact with moving machinery or object being machined	觸及開動中的機器或觸及以機器製造中的物件	178	147
Drowning	遇溺	0	0
Exposure to fire	火警燒傷	0	0
Exposure to explosion	爆炸受傷	0	0
Injured by hand tool	被手工具所傷	57	70
Injured by fall of ground	泥土傾瀉受傷	0	0
Asphyxiation	窒息	0	0
Contact with hot surface or substance	觸及灼熱表面或物質	63	98
Injured by animal	被動物所傷	2	1
Injured in workplace violence	於工作場所暴力事件中受傷	3	10
Others	其他類別	64 (9)	53 (10)
TOTAL	總數	1 413 (10)	1 502 (10)

Notes:

- Occupational injuries refer to injury cases in workplaces reported under the Employees' Compensation Ordinance, resulting in death or incapacity for work of over three days.
- Figures in brackets denote the number of fatalities which has also been included in the number of injuries.
- The above injury figures of 2020 are recorded as at 30 March 2021.
- The above injury figures of 2021 are recorded as at 30 March 2022.

註釋:

- 職業傷亡個案是指根據《僱員補償條例》呈報在工作地點發生的致命個案或導致失去工作能力三天以上的受傷個案。
- 括號內的數字顯示死亡人數，數字已包括在傷亡數字內。
- 上列二零二零年的傷亡數字為截至2021年3月30日所記錄的數字。
- 上列二零二一年的傷亡數字為截至2022年3月30日所記錄的數字。



Occupational Injuries in Construction Industry in 2021

- analysed by Type of Accident

二零二一年建造業之職業傷亡個案 - 按意外類別分析

Type of Accident 意外類別		2020 二零二零年	2021 二零二一年
Trapped in or between objects	受困於物件之內或物件之間	110 (2)	170 (2)
Injured whilst lifting or carrying	提舉或搬運物件時受傷	476	624
Slip, trip or fall on same level	滑倒、絆倒或在同一高度跌倒	787	905 (1)
Fall of person from height	人體從高處墮下	224 (7)	266 (9)
Striking against fixed or stationary object	與固定或不動的物件碰撞	271	291 (1)
Striking against or struck by moving object	被移動物件或與移動物件碰撞	365 (2)	289 (3)
Stepping on object	踏在物件上	14	23
Exposure to or contact with harmful substance	暴露於有害物質中或接觸有害物質	8	25
Contact with electricity or electric discharge	觸電或接觸放出的電流	12 (1)	9
Trapped by collapsing or overturning object	受困於倒塌或翻側的物件	26 (4)	13 (3)
Struck by falling object	遭墮下的物件撞擊	82 (1)	161 (2)
Struck by moving vehicle	遭移動中的車輛撞倒	28 (1)	30
Contact with moving machinery or object being machined	觸及開動中的機器或觸及以機器製造中的物件	153	198
Drowning	遇溺	2 (1)	0
Exposure to fire	火警燒傷	7	2
Exposure to explosion	爆炸受傷	1	0
Injured by hand tool	被手工具所傷	101	148
Injured by fall of ground	泥土傾瀉受傷	0	0
Asphyxiation	窒息	0	5 (4)
Contact with hot surface or substance	觸及灼熱表面或物質	18	20
Injured by animal	被動物所傷	4	4
Injured in workplace violence	於工作場所暴力事件中受傷	9	9
Others	其他類別	141 (21)	173 (31)
TOTAL	總數	2 839 (40)	3 365 (56)

Notes:

- Occupational injuries refer to injury cases in workplaces reported under the Employees' Compensation Ordinance, resulting in death or incapacity for work of over three days.
- Figures in brackets denote the number of fatalities which has also been included in the number of injuries.
- The above injury figures of 2020 are recorded as at 30 March 2021.
- The above injury figures of 2021 are recorded as at 30 March 2022.

註釋:

- 職業傷亡個案是指根據《僱員補償條例》呈報在工作地點發生的致命個案或導致失去工作能力三天以上的受傷個案。
- 括號內的數字顯示死亡人數，數字已包括在傷亡數字內。
- 上列二零二零年的傷亡數字為截至2021年3月30日所記錄的數字。
- 上列二零二一年的傷亡數字為截至2022年3月30日所記錄的數字。



Occupational Injuries in Food and Beverage Services in 2021

- analysed by Type of Accident

二零二一年餐飲服務業之職業傷亡個案 - 按意外類別分析

Type of Accident 意外類別		2020 二零二零年	2021 二零二一年
Trapped in or between objects	受困於物件之內或物件之間	45	55
Injured whilst lifting or carrying	提舉或搬運物件時受傷	521	606
Slip, trip or fall on same level	滑倒、絆倒或在同一高度跌倒	894	1 097
Fall of person from height	人體從高處墮下	26	26 (1)
Striking against fixed or stationary object	與固定或不動的物件碰撞	306	338
Striking against or struck by moving object	被移動物件或與移動物件碰撞	156	165
Stepping on object	踏在物件上	4	9
Exposure to or contact with harmful substance	暴露於有害物質中或接觸有害物質	26	32
Contact with electricity or electric discharge	觸電或接觸放出的電流	1	1
Trapped by collapsing or overturning object	受困於倒塌或翻側的物件	2	2
Struck by falling object	遭墮下的物件撞擊	38	74
Struck by moving vehicle	遭移動中的車輛撞倒	67	56
Contact with moving machinery or object being machined	觸及開動中的機器或觸及以機器製造中的物件	43	71
Drowning	遇溺	0	0
Exposure to fire	火警燒傷	4	4
Exposure to explosion	爆炸受傷	0	1
Injured by hand tool	被手工具所傷	554	747
Injured by fall of ground	泥土傾瀉受傷	0	0
Asphyxiation	窒息	0	0
Contact with hot surface or substance	觸及灼熱表面或物質	776	907
Injured by animal	被動物所傷	19	21
Injured in workplace violence	於工作場所暴力事件中受傷	31 (1)	30
Others	其他類別	140 (13)	139 (12)
TOTAL	總數	3 653 (14)	4 381 (13)

Notes:

- Occupational injuries refer to injury cases in workplaces reported under the Employees' Compensation Ordinance, resulting in death or incapacity for work of over three days.
- Figures in brackets denote the number of fatalities which has also been included in the number of injuries.
- The above injury figures of 2020 are recorded as at 30 March 2021.
- The above injury figures of 2021 are recorded as at 30 March 2022.

註釋:

- 職業傷亡個案是指根據《僱員補償條例》呈報在工作地點發生的致命個案或導致失去工作能力三天以上的受傷個案。
- 括號內的數字顯示死亡人數，數字已包括在傷亡數字內。
- 上列二零二零年的傷亡數字為截至2021年3月30日所記錄的數字。
- 上列二零二一年的傷亡數字為截至2022年3月30日所記錄的數字。



Occupational Injuries in Import and Export Trade in 2021

- analysed by Type of Accident

二零二一年進出口貿易業之職業傷亡個案 - 按意外類別分析

Type of Accident 意外類別		2020 二零二零年	2021 二零二一年
Trapped in or between objects	受困於物件之內或物件之間	14	19
Injured whilst lifting or carrying	提舉或搬運物件時受傷	150	141
Slip, trip or fall on same level	滑倒、絆倒或在同一高度跌倒	194	176
Fall of person from height	人體從高處墮下	18	26
Striking against fixed or stationary object	與固定或不動的物件碰撞	45	39
Striking against or struck by moving object	被移動物件或與移動物件碰撞	56 (1)	40
Stepping on object	踏在物件上	3	0
Exposure to or contact with harmful substance	暴露於有害物質中或接觸有害物質	1	0
Contact with electricity or electric discharge	觸電或接觸放出的電流	1	0
Trapped by collapsing or overturning object	受困於倒塌或翻側的物件	0	0
Struck by falling object	遭墮下的物件撞擊	7	15
Struck by moving vehicle	遭移動中的車輛撞倒	31 (2)	23 (2)
Contact with moving machinery or object being machined	觸及開動中的機器或觸及以機器製造中的物件	12	10
Drowning	遇溺	0	0
Exposure to fire	火警燒傷	0	0
Exposure to explosion	爆炸受傷	0	0
Injured by hand tool	被手工具所傷	14	9
Injured by fall of ground	泥土傾瀉受傷	0	0
Asphyxiation	窒息	0	0
Contact with hot surface or substance	觸及灼熱表面或物質	9	7
Injured by animal	被動物所傷	2	1
Injured in workplace violence	於工作場所暴力事件中受傷	3	1 (1)
Others	其他類別	34 (7)	51 (9)
TOTAL	總數	594 (10)	558 (12)

Notes:

- Occupational injuries refer to injury cases in workplaces reported under the Employees' Compensation Ordinance, resulting in death or incapacity for work of over three days.
- Figures in brackets denote the number of fatalities which has also been included in the number of injuries.
- The above injury figures of 2020 are recorded as at 30 March 2021.
- The above injury figures of 2021 are recorded as at 30 March 2022.

註釋:

- 職業傷亡個案是指根據《僱員補償條例》呈報在工作地點發生的致命個案或導致失去工作能力三天以上的受傷個案。
- 括號內的數字顯示死亡人數，數字已包括在傷亡數字內。
- 上列二零二零年的傷亡數字為截至2021年3月30日所記錄的數字。
- 上列二零二一年的傷亡數字為截至2022年3月30日所記錄的數字。



Occupational Injuries in Wholesale in 2021

- analysed by Type of Accident

二零二一年批發業之職業傷亡個案 - 按意外類別分析

Type of Accident 意外類別		2020 二零二零年	2021 二零二一年
Trapped in or between objects	受困於物件之內或物件之間	5	11
Injured whilst lifting or carrying	提舉或搬運物件時受傷	74	77
Slip, trip or fall on same level	滑倒、絆倒或在同一高度跌倒	74	80
Fall of person from height	人體從高處墮下	10	19
Striking against fixed or stationary object	與固定或不動的物件碰撞	20	16
Striking against or struck by moving object	被移動物件或與移動物件碰撞	30	19
Stepping on object	踏在物件上	2	0
Exposure to or contact with harmful substance	暴露於有害物質中或接觸有害物質	0	0
Contact with electricity or electric discharge	觸電或接觸放出的電流	0	0
Trapped by collapsing or overturning object	受困於倒塌或翻側的物件	0	1
Struck by falling object	遭墮下的物件撞擊	4	6
Struck by moving vehicle	遭移動中的車輛撞倒	11	22 (2)
Contact with moving machinery or object being machined	觸及開動中的機器或觸及以機器製造中的物件	9	6
Drowning	遇溺	0	0
Exposure to fire	火警燒傷	0	0
Exposure to explosion	爆炸受傷	0	0
Injured by hand tool	被手工具所傷	10	18
Injured by fall of ground	泥土傾瀉受傷	0	0
Asphyxiation	窒息	0	0
Contact with hot surface or substance	觸及灼熱表面或物質	0	1
Injured by animal	被動物所傷	2	3
Injured in workplace violence	於工作場所暴力事件中受傷	0	0
Others	其他類別	13 (4)	17 (3)
TOTAL	總數	264 (4)	296 (5)

Notes:

- Occupational injuries refer to injury cases in workplaces reported under the Employees' Compensation Ordinance, resulting in death or incapacity for work of over three days.
- Figures in brackets denote the number of fatalities which has also been included in the number of injuries.
- The above injury figures of 2020 are recorded as at 30 March 2021.
- The above injury figures of 2021 are recorded as at 30 March 2022.

註釋:

- 職業傷亡個案是指根據《僱員補償條例》呈報在工作地點發生的致命個案或導致失去工作能力三天以上的受傷個案。
- 括號內的數字顯示死亡人數，數字已包括在傷亡數字內。
- 上列二零二零年的傷亡數字為截至2021年3月30日所記錄的數字。
- 上列二零二一年的傷亡數字為截至2022年3月30日所記錄的數字。



Occupational Injuries in Retail Trade in 2021

- analysed by Type of Accident

二零二一年零售業之職業傷亡個案 - 按意外類別分析

Type of Accident 意外類別		2020 二零二零年	2021 二零二一年
Trapped in or between objects	受困於物件之內或物件之間	39	32
Injured whilst lifting or carrying	提舉或搬運物件時受傷	593	568
Slip, trip or fall on same level	滑倒、絆倒或在同一高度跌倒	492	484
Fall of person from height	人體從高處墮下	87	90
Striking against fixed or stationary object	與固定或不動的物件碰撞	139	128
Striking against or struck by moving object	被移動物件或與移動物件碰撞	197	165
Stepping on object	踏在物件上	8	6
Exposure to or contact with harmful substance	暴露於有害物質中或接觸有害物質	3	2
Contact with electricity or electric discharge	觸電或接觸放出的電流	0	0
Trapped by collapsing or overturning object	受困於倒塌或翻側的物件	2	3
Struck by falling object	遭墮下的物件撞擊	63	74
Struck by moving vehicle	遭移動中的車輛撞倒	33	34 (1)
Contact with moving machinery or object being machined	觸及開動中的機器或觸及以機器製造中的物件	31	21
Drowning	遇溺	0	0
Exposure to fire	火警燒傷	0	1
Exposure to explosion	爆炸受傷	0	0
Injured by hand tool	被手工具所傷	163	159
Injured by fall of ground	泥土傾瀉受傷	0	0
Asphyxiation	窒息	0	0
Contact with hot surface or substance	觸及灼熱表面或物質	25	25
Injured by animal	被動物所傷	5	17
Injured in workplace violence	於工作場所暴力事件中受傷	33	41
Others	其他類別	72 (6)	72 (8)
TOTAL	總數	1 985 (6)	1 922 (9)

Notes:

- Occupational injuries refer to injury cases in workplaces reported under the Employees' Compensation Ordinance, resulting in death or incapacity for work of over three days.
- Figures in brackets denote the number of fatalities which has also been included in the number of injuries.
- The above injury figures of 2020 are recorded as at 30 March 2021.
- The above injury figures of 2021 are recorded as at 30 March 2022.

註釋:

- 職業傷亡個案是指根據《僱員補償條例》呈報在工作地點發生的致命個案或導致失去工作能力三天以上的受傷個案。
- 括號內的數字顯示死亡人數，數字已包括在傷亡數字內。
- 上列二零二零年的傷亡數字為截至2021年3月30日所記錄的數字。
- 上列二零二一年的傷亡數字為截至2022年3月30日所記錄的數字。



Occupational Injuries in Transport, Warehousing and Support Services for Transportation in 2021

- analysed by Type of Accident

二零二一年運輸、貨倉及運輸輔助服務業之職業傷亡個案 - 按意外類別分析

Type of Accident 意外類別		2020 二零二零年	2021 二零二一年
Trapped in or between objects	受困於物件之內或物件之間	75	124 (1)
Injured whilst lifting or carrying	提舉或搬運物件時受傷	397	359
Slip, trip or fall on same level	滑倒、絆倒或在同一高度跌倒	586	670
Fall of person from height	人體從高處墮下	77 (2)	105 (2)
Striking against fixed or stationary object	與固定或不動的物件碰撞	156	135 (1)
Striking against or struck by moving object	被移動物件或與移動物件碰撞	184	178
Stepping on object	踏在物件上	5	13
Exposure to or contact with harmful substance	暴露於有害物質中或接觸有害物質	4	2
Contact with electricity or electric discharge	觸電或接觸放出的電流	0	3
Trapped by collapsing or overturning object	受困於倒塌或翻側的物件	5	5
Struck by falling object	遭墮下的物件撞擊	28	67
Struck by moving vehicle	遭移動中的車輛撞倒	317 (4)	355 (7)
Contact with moving machinery or object being machined	觸及開動中的機器或觸及以機器製造中的物件	13	19
Drowning	遇溺	1 (1)	1 (1)
Exposure to fire	火警燒傷	1	0
Exposure to explosion	爆炸受傷	0	2
Injured by hand tool	被手工具所傷	17	23
Injured by fall of ground	泥土傾瀉受傷	0	0
Asphyxiation	窒息	0	0
Contact with hot surface or substance	觸及灼熱表面或物質	8	9
Injured by animal	被動物所傷	7	11
Injured in workplace violence	於工作場所暴力事件中受傷	76	67
Others	其他類別	240 (27)	223 (23)
TOTAL	總數	2 197 (34)	2 371 (35)

Notes:

- Occupational injuries refer to injury cases in workplaces reported under the Employees' Compensation Ordinance, resulting in death or incapacity for work of over three days.
- Figures in brackets denote the number of fatalities which has also been included in the number of injuries.
- The above injury figures of 2020 are recorded as at 30 March 2021.
- The above injury figures of 2021 are recorded as at 30 March 2022.

註釋:

- 職業傷亡個案是指根據《僱員補償條例》呈報在工作地點發生的致命個案或導致失去工作能力三天以上的受傷個案。
- 括號內的數字顯示死亡人數，數字已包括在傷亡數字內。
- 上列二零二零年的傷亡數字為截至2021年3月30日所記錄的數字。
- 上列二零二一年的傷亡數字為截至2022年3月30日所記錄的數字。



Occupational Injuries in Accommodation Services in 2021

- analysed by Type of Accident

二零二一年住宿服務業之職業傷亡個案 - 按意外類別分析

Type of Accident 意外類別		2020 二零二零年	2021 二零二一年
Trapped in or between objects	受困於物件之內或物件之間	28	37
Injured whilst lifting or carrying	提舉或搬運物件時受傷	193	191
Slip, trip or fall on same level	滑倒、絆倒或在同一高度跌倒	265	258
Fall of person from height	人體從高處墮下	22	17
Striking against fixed or stationary object	與固定或不動的物件碰撞	119	125
Striking against or struck by moving object	被移動物件或與移動物件碰撞	86	70
Stepping on object	踏在物件上	3	2
Exposure to or contact with harmful substance	暴露於有害物質中或接觸有害物質	13	17
Contact with electricity or electric discharge	觸電或接觸放出的電流	1	0
Trapped by collapsing or overturning object	受困於倒塌或翻側的物件	0	0
Struck by falling object	遭墮下的物件撞擊	14	25
Struck by moving vehicle	遭移動中的車輛撞倒	3	4
Contact with moving machinery or object being machined	觸及開動中的機器或觸及以機器製造中的物件	8	12
Drowning	遇溺	0	0
Exposure to fire	火警燒傷	0	1
Exposure to explosion	爆炸受傷	0	0
Injured by hand tool	被手工具所傷	87	116
Injured by fall of ground	泥土傾瀉受傷	0	0
Asphyxiation	窒息	0	0
Contact with hot surface or substance	觸及灼熱表面或物質	58	88
Injured by animal	被動物所傷	1	6
Injured in workplace violence	於工作場所暴力事件中受傷	4	7
Others	其他類別	29 (1)	24 (1)
TOTAL	總數	934 (1)	1 000 (1)

Notes:

- Occupational injuries refer to injury cases in workplaces reported under the Employees' Compensation Ordinance, resulting in death or incapacity for work of over three days.
- Figures in brackets denote the number of fatalities which has also been included in the number of injuries.
- The above injury figures of 2020 are recorded as at 30 March 2021.
- The above injury figures of 2021 are recorded as at 30 March 2022.

註釋:

- 職業傷亡個案是指根據《僱員補償條例》呈報在工作地點發生的致命個案或導致失去工作能力三天以上的受傷個案。
- 括號內的數字顯示死亡人數，數字已包括在傷亡數字內。
- 上列二零二零年的傷亡數字為截至2021年3月30日所記錄的數字。
- 上列二零二一年的傷亡數字為截至2022年3月30日所記錄的數字。



Occupational Injuries in Information and Communications in 2021

- analysed by Type of Accident

二零二一年資訊及通訊業之職業傷亡個案 - 按意外類別分析

Type of Accident 意外類別		2020 二零二零年	2021 二零二一年
Trapped in or between objects	受困於物件之內或物件之間	3	4
Injured whilst lifting or carrying	提舉或搬運物件時受傷	53	39
Slip, trip or fall on same level	滑倒、絆倒或在同一高度跌倒	86	94
Fall of person from height	人體從高處墮下	9	11
Striking against fixed or stationary object	與固定或不動的物件碰撞	17	19
Striking against or struck by moving object	被移動物件或與移動物件碰撞	9	18
Stepping on object	踏在物件上	0	0
Exposure to or contact with harmful substance	暴露於有害物質中或接觸有害物質	0	2
Contact with electricity or electric discharge	觸電或接觸放出的電流	0	0
Trapped by collapsing or overturning object	受困於倒塌或翻側的物件	0	1
Struck by falling object	遭墮下的物件撞擊	8	15
Struck by moving vehicle	遭移動中的車輛撞倒	10	10
Contact with moving machinery or object being machined	觸及開動中的機器或觸及以機器製造中的物件	2	2
Drowning	遇溺	0	0
Exposure to fire	火警燒傷	1	0
Exposure to explosion	爆炸受傷	1	0
Injured by hand tool	被手工具所傷	13	6
Injured by fall of ground	泥土傾瀉受傷	0	0
Asphyxiation	窒息	0	0
Contact with hot surface or substance	觸及灼熱表面或物質	3	5
Injured by animal	被動物所傷	4	3
Injured in workplace violence	於工作場所暴力事件中受傷	5	3
Others	其他類別	12 (3)	16
TOTAL	總數	236 (3)	248

Notes:

- Occupational injuries refer to injury cases in workplaces reported under the Employees' Compensation Ordinance, resulting in death or incapacity for work of over three days.
- Figures in brackets denote the number of fatalities which has also been included in the number of injuries.
- The above injury figures of 2020 are recorded as at 30 March 2021.
- The above injury figures of 2021 are recorded as at 30 March 2022.

註釋:

- 職業傷亡個案是指根據《僱員補償條例》呈報在工作地點發生的致命個案或導致失去工作能力三天以上的受傷個案。
- 括號內的數字顯示死亡人數，數字已包括在傷亡數字內。
- 上列二零二零年的傷亡數字為截至2021年3月30日所記錄的數字。
- 上列二零二一年的傷亡數字為截至2022年3月30日所記錄的數字。



Occupational Injuries in Financing and Insurance in 2021

- analysed by Type of Accident

二零二一年金融及保險業之職業傷亡個案 - 按意外類別分析

Type of Accident 意外類別		2020 二零二零年	2021 二零二一年
Trapped in or between objects	受困於物件之內或物件之間	4	3
Injured whilst lifting or carrying	提舉或搬運物件時受傷	23	26
Slip, trip or fall on same level	滑倒、絆倒或在同一高度跌倒	117	87
Fall of person from height	人體從高處墮下	3	3
Striking against fixed or stationary object	與固定或不動的物件碰撞	9	10
Striking against or struck by moving object	被移動物件或與移動物件碰撞	19	10
Stepping on object	踏在物件上	0	0
Exposure to or contact with harmful substance	暴露於有害物質中或接觸有害物質	0	0
Contact with electricity or electric discharge	觸電或接觸放出的電流	0	0
Trapped by collapsing or overturning object	受困於倒塌或翻側的物件	0	0
Struck by falling object	遭墮下的物件撞擊	1	2
Struck by moving vehicle	遭移動中的車輛撞倒	5 (1)	12
Contact with moving machinery or object being machined	觸及開動中的機器或觸及以機器製造中的物件	1	0
Drowning	遇溺	0	0
Exposure to fire	火警燒傷	0	0
Exposure to explosion	爆炸受傷	0	0
Injured by hand tool	被手工具所傷	1	3
Injured by fall of ground	泥土傾瀉受傷	0	0
Asphyxiation	窒息	0	0
Contact with hot surface or substance	觸及灼熱表面或物質	5	5
Injured by animal	被動物所傷	1	0
Injured in workplace violence	於工作場所暴力事件中受傷	2	1
Others	其他類別	36 (3)	16 (2)
TOTAL	總數	227 (4)	178 (2)

Notes:

- Occupational injuries refer to injury cases in workplaces reported under the Employees' Compensation Ordinance, resulting in death or incapacity for work of over three days.
- Figures in brackets denote the number of fatalities which has also been included in the number of injuries.
- The above injury figures of 2020 are recorded as at 30 March 2021.
- The above injury figures of 2021 are recorded as at 30 March 2022.

註釋:

- 職業傷亡個案是指根據《僱員補償條例》呈報在工作地點發生的致命個案或導致失去工作能力三天以上的受傷個案。
- 括號內的數字顯示死亡人數，數字已包括在傷亡數字內。
- 上列二零二零年的傷亡數字為截至2021年3月30日所記錄的數字。
- 上列二零二一年的傷亡數字為截至2022年3月30日所記錄的數字。

Occupational Injuries in Real Estate
in 2021

- analysed by Type of Accident

二零二一年地產業之職業傷亡個案 - 按意外類別分析

Type of Accident 意外類別		2020 二零二零年	2021 二零二一年
Trapped in or between objects	受困於物件之內或物件之間	62	71
Injured whilst lifting or carrying	提舉或搬運物件時受傷	236	255
Slip, trip or fall on same level	滑倒、絆倒或在同一高度跌倒	1 198	1 355 (1)
Fall of person from height	人體從高處墮下	38 (2)	57 (1)
Striking against fixed or stationary object	與固定或不動的物件碰撞	153	156
Striking against or struck by moving object	被移動物件或與移動物件碰撞	128	136
Stepping on object	踏在物件上	6	7
Exposure to or contact with harmful substance	暴露於有害物質中或接觸有害物質	7	12
Contact with electricity or electric discharge	觸電或接觸放出的電流	1	3 (1)
Trapped by collapsing or overturning object	受困於倒塌或翻側的物件	2	2
Struck by falling object	遭墮下的物件撞擊	33	60
Struck by moving vehicle	遭移動中的車輛撞倒	42	47 (1)
Contact with moving machinery or object being machined	觸及開動中的機器或觸及以機器製造中的物件	5	15
Drowning	遇溺	0	0
Exposure to fire	火警燒傷	0	0
Exposure to explosion	爆炸受傷	0	0
Injured by hand tool	被手工具所傷	30	31
Injured by fall of ground	泥土傾瀉受傷	0	0
Asphyxiation	窒息	0	0
Contact with hot surface or substance	觸及灼熱表面或物質	16	15
Injured by animal	被動物所傷	25	52
Injured in workplace violence	於工作場所暴力事件中受傷	96	111
Others	其他類別	108 (19)	178 (27)
TOTAL	總數	2 186 (21)	2 563 (31)

Notes:

- Occupational injuries refer to injury cases in workplaces reported under the Employees' Compensation Ordinance, resulting in death or incapacity for work of over three days.
- Figures in brackets denote the number of fatalities which has also been included in the number of injuries.
- The above injury figures of 2020 are recorded as at 30 March 2021.
- The above injury figures of 2021 are recorded as at 30 March 2022.

註釋:

- 職業傷亡個案是指根據《僱員補償條例》呈報在工作地點發生的致命個案或導致失去工作能力三天以上的受傷個案。
- 括號內的數字顯示死亡人數，數字已包括在傷亡數字內。
- 上列二零二零年的傷亡數字為截至2021年3月30日所記錄的數字。
- 上列二零二一年的傷亡數字為截至2022年3月30日所記錄的數字。



Occupational Injuries in Education in 2021

- analysed by Type of Accident

二零二一年教育之職業傷亡個案 - 按意外類別分析


Type of Accident 意外類別		2020 二零二零年	2021 二零二一年
Trapped in or between objects	受困於物件之內或物件之間	17	30
Injured whilst lifting or carrying	提舉或搬運物件時受傷	192	258
Slip, trip or fall on same level	滑倒、絆倒或在同一高度跌倒	381	540
Fall of person from height	人體從高處墮下	28	37
Striking against fixed or stationary object	與固定或不動的物件碰撞	43	65
Striking against or struck by moving object	被移動物件或與移動物件碰撞	47	81
Stepping on object	踏在物件上	1	7
Exposure to or contact with harmful substance	暴露於有害物質中或接觸有害物質	7	7
Contact with electricity or electric discharge	觸電或接觸放出的電流	4	2
Trapped by collapsing or overturning object	受困於倒塌或翻側的物件	3	0
Struck by falling object	遭墮下的物件撞擊	18	41
Struck by moving vehicle	遭移動中的車輛撞倒	11	12
Contact with moving machinery or object being machined	觸及開動中的機器或觸及以機器製造中的物件	8	6
Drowning	遇溺	0	0
Exposure to fire	火警燒傷	0	0
Exposure to explosion	爆炸受傷	0	0
Injured by hand tool	被手工具所傷	22	22
Injured by fall of ground	泥土傾瀉受傷	0	0
Asphyxiation	窒息	0	0
Contact with hot surface or substance	觸及灼熱表面或物質	14	23
Injured by animal	被動物所傷	6	7
Injured in workplace violence	於工作場所暴力事件中受傷	44	81
Others	其他類別	55 (2)	86 (3)
TOTAL	總數	901 (2)	1 305 (3)

Notes:

- Occupational injuries refer to injury cases in workplaces reported under the Employees' Compensation Ordinance, resulting in death or incapacity for work of over three days.
- Figures in brackets denote the number of fatalities which has also been included in the number of injuries.
- The above injury figures of 2020 are recorded as at 30 March 2021.
- The above injury figures of 2021 are recorded as at 30 March 2022.

註釋:

- 職業傷亡個案是指根據《僱員補償條例》呈報在工作地點發生的致命個案或導致失去工作能力三天以上的受傷個案。
- 括號內的數字顯示死亡人數，數字已包括在傷亡數字內。
- 上列二零二零年的傷亡數字為截至2021年3月30日所記錄的數字。
- 上列二零二一年的傷亡數字為截至2022年3月30日所記錄的數字。



Occupational Injuries in Human Health Services in 2021

- analysed by Type of Accident

二零二一年人類保健服務業之職業傷亡個案 - 按意外類別分析

Type of Accident 意外類別		2020 二零二零年	2021 二零二一年
Trapped in or between objects	受困於物件之內或物件之間	32	40
Injured whilst lifting or carrying	提舉或搬運物件時受傷	394	435
Slip, trip or fall on same level	滑倒、絆倒或在同一高度跌倒	514	515
Fall of person from height	人體從高處墮下	12	5
Striking against fixed or stationary object	與固定或不動的物件碰撞	103	114
Striking against or struck by moving object	被移動物件或與移動物件碰撞	141	97
Stepping on object	踏在物件上	3	6
Exposure to or contact with harmful substance	暴露於有害物質中或接觸有害物質	9	12
Contact with electricity or electric discharge	觸電或接觸放出的電流	0	0
Trapped by collapsing or overturning object	受困於倒塌或翻側的物件	0	0
Struck by falling object	遭墮下的物件撞擊	28	44
Struck by moving vehicle	遭移動中的車輛撞倒	23	40
Contact with moving machinery or object being machined	觸及開動中的機器或觸及以機器製造中的物件	1	5
Drowning	遇溺	0	0
Exposure to fire	火警燒傷	1	0
Exposure to explosion	爆炸受傷	0	0
Injured by hand tool	被手工具所傷	27	22
Injured by fall of ground	泥土傾瀉受傷	0	0
Asphyxiation	窒息	0	0
Contact with hot surface or substance	觸及灼熱表面或物質	43	33
Injured by animal	被動物所傷	2	2
Injured in workplace violence	於工作場所暴力事件中受傷	94	107
Others	其他類別	128	86 (2)
TOTAL	總數	1 555	1 563 (2)

Notes:

- Occupational injuries refer to injury cases in workplaces reported under the Employees' Compensation Ordinance, resulting in death or incapacity for work of over three days.
- Figures in brackets denote the number of fatalities which has also been included in the number of injuries.
- The above injury figures of 2020 are recorded as at 30 March 2021.
- The above injury figures of 2021 are recorded as at 30 March 2022.

註釋:

- 職業傷亡個案是指根據《僱員補償條例》呈報在工作地點發生的致命個案或導致失去工作能力三天以上的受傷個案。
- 括號內的數字顯示死亡人數，數字已包括在傷亡數字內。
- 上列二零二零年的傷亡數字為截至2021年3月30日所記錄的數字。
- 上列二零二一年的傷亡數字為截至2022年3月30日所記錄的數字。



Occupational Injuries in Social Work Services in 2021

- analysed by Type of Accident

二零二一年社會工作服務業之職業傷亡個案 - 按意外類別分析

Type of Accident 意外類別		2020 二零二零年	2021 二零二一年
Trapped in or between objects	受困於物件之內或物件之間	40	39
Injured whilst lifting or carrying	提舉或搬運物件時受傷	345	390
Slip, trip or fall on same level	滑倒、絆倒或在同一高度跌倒	357	423
Fall of person from height	人體從高處墮下	15	14
Striking against fixed or stationary object	與固定或不動的物件碰撞	74	87
Striking against or struck by moving object	被移動物件或與移動物件碰撞	99	146
Stepping on object	踏在物件上	1	2
Exposure to or contact with harmful substance	暴露於有害物質中或接觸有害物質	10	8
Contact with electricity or electric discharge	觸電或接觸放出的電流	1	0
Trapped by collapsing or overturning object	受困於倒塌或翻側的物件	0	0
Struck by falling object	遭墮下的物件撞擊	12	22
Struck by moving vehicle	遭移動中的車輛撞倒	9	22
Contact with moving machinery or object being machined	觸及開動中的機器或觸及以機器製造中的物件	7	3
Drowning	遇溺	0	0
Exposure to fire	火警燒傷	0	0
Exposure to explosion	爆炸受傷	0	0
Injured by hand tool	被手工具所傷	48	46
Injured by fall of ground	泥土傾瀉受傷	0	0
Asphyxiation	窒息	0	0
Contact with hot surface or substance	觸及灼熱表面或物質	64	63
Injured by animal	被動物所傷	5	7
Injured in workplace violence	於工作場所暴力事件中受傷	119	187
Others	其他類別	104	85
TOTAL	總數	1 310	1 544

Notes:

- Occupational injuries refer to injury cases in workplaces reported under the Employees' Compensation Ordinance, resulting in death or incapacity for work of over three days.
- Figures in brackets denote the number of fatalities which has also been included in the number of injuries.
- The above injury figures of 2020 are recorded as at 30 March 2021.
- The above injury figures of 2021 are recorded as at 30 March 2022.

註釋:

- 職業傷亡個案是指根據《僱員補償條例》呈報在工作地點發生的致命個案或導致失去工作能力三天以上的受傷個案。
- 括號內的數字顯示死亡人數，數字已包括在傷亡數字內。
- 上列二零二零年的傷亡數字為截至2021年3月30日所記錄的數字。
- 上列二零二一年的傷亡數字為截至2022年3月30日所記錄的數字。



**Occupational Injuries in Professional and Business Services
(excluding Pest Control and Cleaning Services)
in 2021**

- analysed by Type of Accident

二零二一年專業及商用服務業(病媒防治及清潔服務除外)之職業傷亡個案 - 按意外類別分析

Type of Accident 意外類別		2020 二零二零年	2021 二零二一年
Trapped in or between objects	受困於物件之內或物件之間	54	66
Injured whilst lifting or carrying	提舉或搬運物件時受傷	239	264
Slip, trip or fall on same level	滑倒、絆倒或在同一高度跌倒	792	939
Fall of person from height	人體從高處墮下	38 (1)	43 (2)
Striking against fixed or stationary object	與固定或不動的物件碰撞	133	111
Striking against or struck by moving object	被移動物件或與移動物件碰撞	154	128
Stepping on object	踏在物件上	6	4
Exposure to or contact with harmful substance	暴露於有害物質中或接觸有害物質	9	13
Contact with electricity or electric discharge	觸電或接觸放出的電流	1	0
Trapped by collapsing or overturning object	受困於倒塌或翻側的物件	3	3
Struck by falling object	遭墮下的物件撞擊	25 (1)	43
Struck by moving vehicle	遭移動中的車輛撞倒	75 (4)	109 (1)
Contact with moving machinery or object being machined	觸及開動中的機器或觸及以機器製造中的物件	18	25
Drowning	遇溺	0	0
Exposure to fire	火警燒傷	0	0
Exposure to explosion	爆炸受傷	1	1
Injured by hand tool	被手工具所傷	29	29
Injured by fall of ground	泥土傾瀉受傷	0	0
Asphyxiation	窒息	0	0
Contact with hot surface or substance	觸及灼熱表面或物質	9	12
Injured by animal	被動物所傷	57	83
Injured in workplace violence	於工作場所暴力事件中受傷	56 (1)	56
Others	其他類別	151 (31)	175 (30)
TOTAL	總數	1 850 (38)	2 104 (33)

Notes:

- Occupational injuries refer to injury cases in workplaces reported under the Employees' Compensation Ordinance, resulting in death or incapacity for work of over three days.
- Figures in brackets denote the number of fatalities which has also been included in the number of injuries.
- The above injury figures of 2020 are recorded as at 30 March 2021.
- The above injury figures of 2021 are recorded as at 30 March 2022.

註釋:

- 職業傷亡個案是指根據《僱員補償條例》呈報在工作地點發生的致命個案或導致失去工作能力三天以上的受傷個案。
- 括號內的數字顯示死亡人數，數字已包括在傷亡數字內。
- 上列二零二零年的傷亡數字為截至2021年3月30日所記錄的數字。
- 上列二零二一年的傷亡數字為截至2022年3月30日所記錄的數字。



Occupational Injuries in Pest Control and Cleaning Services in 2021

- analysed by Type of Accident

二零二一年病媒防治及清潔服務業之職業傷亡個案 - 按意外類別分析

Type of Accident 意外類別		2020 二零二零年	2021 二零二一年
Trapped in or between objects	受困於物件之內或物件之間	78	89
Injured whilst lifting or carrying	提舉或搬運物件時受傷	373	396
Slip, trip or fall on same level	滑倒、絆倒或在同一高度跌倒	857	985
Fall of person from height	人體從高處墮下	24	21 (1)
Striking against fixed or stationary object	與固定或不動的物件碰撞	186	185
Striking against or struck by moving object	被移動物件或與移動物件碰撞	214	203
Stepping on object	踏在物件上	6	13
Exposure to or contact with harmful substance	暴露於有害物質中或接觸有害物質	32	48
Contact with electricity or electric discharge	觸電或接觸放出的電流	0	0
Trapped by collapsing or overturning object	受困於倒塌或翻側的物件	2	2
Struck by falling object	遭墮下的物件撞擊	23	43
Struck by moving vehicle	遭移動中的車輛撞倒	60 (3)	76 (1)
Contact with moving machinery or object being machined	觸及開動中的機器或觸及以機器製造中的物件	9	3
Drowning	遇溺	0	0
Exposure to fire	火警燒傷	0	0
Exposure to explosion	爆炸受傷	0	0
Injured by hand tool	被手工具所傷	17	9
Injured by fall of ground	泥土傾瀉受傷	0	0
Asphyxiation	窒息	0	0
Contact with hot surface or substance	觸及灼熱表面或物質	21	20
Injured by animal	被動物所傷	21	37
Injured in workplace violence	於工作場所暴力事件中受傷	36	30
Others	其他類別	108 (13)	142 (24)
TOTAL	總數	2 067 (16)	2 302 (26)

Notes:

- Occupational injuries refer to injury cases in workplaces reported under the Employees' Compensation Ordinance, resulting in death or incapacity for work of over three days.
- Figures in brackets denote the number of fatalities which has also been included in the number of injuries.
- The above injury figures of 2020 are recorded as at 30 March 2021.
- The above injury figures of 2021 are recorded as at 30 March 2022.

註釋:

- 職業傷亡個案是指根據《僱員補償條例》呈報在工作地點發生的致命個案或導致失去工作能力三天以上的受傷個案。
- 括號內的數字顯示死亡人數，數字已包括在傷亡數字內。
- 上列二零二零年的傷亡數字為截至2021年3月30日所記錄的數字。
- 上列二零二一年的傷亡數字為截至2022年3月30日所記錄的數字。



Industrial Accidents in All Industrial Undertakings in 2021

- analysed by Industry

二零二一年所有工業經營之工業意外個案 - 按行業分析

Industry 行業	2020 二零二零年	2021 二零二一年
I. Manufacturing 製造業	<u>1 046</u> (1)	<u>1 172</u>
↑ Textiles 紡織品	67	23
Wearing apparel 成衣	7	1
Electronics 電子	8	16
7 Selected Industries 七個選定行業		
Fabricated metal products 金屬製品	26	30
Rubber and plastics products 橡膠及塑膠產品	19	18
Shipbuilding and shiprepairing 造船及修船	12	29
↓ Printing and reproduction of recorded media 印刷及已儲錄資料媒體的複製	53	43
Other Manufacturing Industries 其他製造業	854 (1)	1 012
II. Construction 建造業	<u>2 532</u> (18)	<u>3 109</u> (23)
III. Food and beverage services 餐飲服務	<u>3 124</u>	<u>3 999</u>
IV. Other industries 其他行業	<u>500</u> (2)	<u>585</u> (2)
TOTAL 總數	<u>7 202</u> (21)	<u>8 865</u> (25)

Notes:

- Industrial accidents refer to injuries and deaths arising from industrial activities in industrial undertakings as defined under the Factories and Industrial Undertakings Ordinance.
- Figures in brackets denote the number of fatalities which has also been included in the number of accidents.
- The above accident figures of 2020 are recorded as at 30 March 2021.
- The above accident figures of 2021 are recorded as at 30 March 2022.
- The above statistics are compiled based on the Hong Kong Standard Industrial Classification Version 2.0.

註釋:

- 工業意外是指在《工廠及工業經營條例》所界定的工業經營內發生的受傷或死亡意外，而這些意外是因工業活動而引致的。
- 括號內的數字顯示死亡人數，數字已包括在意外數目內。
- 上列二零二零年的意外數字為截至2021年3月30日所記錄的數字。
- 上列二零二一年的意外數字為截至2022年3月30日所記錄的數字。
- 以上的統計數字是按《香港標準行業分類2.0版》編製。



Industrial Accidents in All Industrial Undertakings in 2021

- analysed by Type of Accident

二零二一年所有工業經營之工業意外個案 - 按意外類別分析

Type of Accident 意外類別		2020 二零二零年	2021 二零二一年
Trapped in or between objects	受困於物件之內或物件之間	223 (2)	313 (2)
Injured whilst lifting or carrying	提舉或搬運物件時受傷	1 282	1 545
Slip, trip or fall on same level	滑倒、絆倒或在同一高度跌倒	1 679	2 145
Fall of person from height	人體從高處墮下	292 (9)	345 (10)
Striking against fixed or stationary object	與固定或不動的物件碰撞	716	776 (1)
Striking against or struck by moving object	被移動物件或與移動物件碰撞	706 (2)	663 (3)
Stepping on object	踏在物件上	20	38
Exposure to or contact with harmful substance	暴露於有害物質中或接觸有害物質	48	73
Contact with electricity or electric discharge	觸電或接觸放出的電流	13 (1)	10
Trapped by collapsing or overturning object	受困於倒塌或翻側的物件	32 (4)	17 (3)
Struck by falling object	遭墮下的物件撞擊	138 (1)	293 (2)
Struck by moving vehicle	遭移動中的車輛撞倒	26	51
Contact with moving machinery or object being machined	觸及開動中的機器或觸及以機器製造中的物件	382 (1)	428
Drowning	遇溺	2 (1)	0
Exposure to fire	火警燒傷	11	6
Exposure to explosion	爆炸受傷	1	2
Injured by hand tool	被手工具所傷	721	969
Injured by fall of ground	泥土傾瀉受傷	0	0
Asphyxiation	窒息	0	5 (4)
Contact with hot surface or substance	觸及灼熱表面或物質	854	1 015
Injured by animal	被動物所傷	17	24
Injured in workplace violence	於工作場所暴力事件中受傷	1	0
Others	其他類別	38	147
TOTAL	總數	7 202 (21)	8 865 (25)

Notes:

- Industrial accidents refer to injuries and deaths arising from industrial activities in industrial undertakings as defined under the Factories and Industrial Undertakings Ordinance.
- Figures in brackets denote the number of fatalities which has also been included in the number of accidents.
- The above accident figures of 2020 are recorded as at 30 March 2021.
- The above accident figures of 2021 are recorded as at 30 March 2022.

註釋:

- 工業意外是指在《工廠及工業經營條例》所界定的工業經營內發生的受傷或死亡意外，而這些意外是因工業活動而引致的。
- 括號內的數字顯示死亡人數，數字已包括在意外數目內。
- 上列二零二零年的意外數字為截至2021年3月30日所記錄的數字。
- 上列二零二一年的意外數字為截至2022年3月30日所記錄的數字。



Industrial Accidents in Manufacturing Industry in 2021

- analysed by Type of Accident

二零二一年製造業之工業意外個案 - 按意外類別分析


Type of Accident 意外類別		2020 二零二零年	2021 二零二一年
Trapped in or between objects	受困於物件之內或物件之間	49	54
Injured whilst lifting or carrying	提舉或搬運物件時受傷	221	225
Slip, trip or fall on same level	滑倒、絆倒或在同一高度跌倒	189	245
Fall of person from height	人體從高處墮下	21 (1)	27
Striking against fixed or stationary object	與固定或不動的物件碰撞	110	115
Striking against or struck by moving object	被移動物件或與移動物件碰撞	129	124
Stepping on object	踏在物件上	3	4
Exposure to or contact with harmful substance	暴露於有害物質中或接觸有害物質	8	13
Contact with electricity or electric discharge	觸電或接觸放出的電流	0	1
Trapped by collapsing or overturning object	受困於倒塌或翻側的物件	2	1
Struck by falling object	遭墮下的物件撞擊	9	37
Struck by moving vehicle	遭移動中的車輛撞倒	3	11
Contact with moving machinery or object being machined	觸及開動中的機器或觸及以機器製造中的物件	173	144
Drowning	遇溺	0	0
Exposure to fire	火警燒傷	0	0
Exposure to explosion	爆炸受傷	0	0
Injured by hand tool	被手工具所傷	49	63
Injured by fall of ground	泥土傾瀉受傷	0	0
Asphyxiation	窒息	0	0
Contact with hot surface or substance	觸及灼熱表面或物質	58	92
Injured by animal	被動物所傷	0	1
Injured in workplace violence	於工作場所暴力事件中受傷	1	0
Others	其他類別	21	15
TOTAL	總數	1 046 (1)	1 172

Notes:

- Industrial accidents refer to injuries and deaths arising from industrial activities in industrial undertakings as defined under the Factories and Industrial Undertakings Ordinance.
- Figures in brackets denote the number of fatalities which has also been included in the number of accidents.
- The above accident figures of 2020 are recorded as at 30 March 2021.
- The above accident figures of 2021 are recorded as at 30 March 2022.

註釋:

- 工業意外是指在《工廠及工業經營條例》所界定的工業經營內發生的受傷或死亡意外，而這些意外是因工業活動而引致的。
- 括號內的數字顯示死亡人數，數字已包括在意外數目內。
- 上列二零二零年的意外數字為截至2021年3月30日所記錄的數字。
- 上列二零二一年的意外數字為截至2022年3月30日所記錄的數字。



Industrial Accidents in Textiles Industry in 2021

- analysed by Type of Accident

二零二一年紡織品製造業之工業意外個案 - 按意外類別分析

Type of Accident 意外類別		2020 二零二零年	2021 二零二一年
Trapped in or between objects	受困於物件之內或物件之間	1	1
Injured whilst lifting or carrying	提舉或搬運物件時受傷	6	4
Slip, trip or fall on same level	滑倒、絆倒或在同一高度跌倒	1	3
Fall of person from height	人體從高處墮下	1	1
Striking against fixed or stationary object	與固定或不動的物件碰撞	2	1
Striking against or struck by moving object	被移動物件或與移動物件碰撞	0	1
Stepping on object	踏在物件上	0	0
Exposure to or contact with harmful substance	暴露於有害物質中或接觸有害物質	0	0
Contact with electricity or electric discharge	觸電或接觸放出的電流	0	0
Trapped by collapsing or overturning object	受困於倒塌或翻側的物件	0	0
Struck by falling object	遭墮下的物件撞擊	0	0
Struck by moving vehicle	遭移動中的車輛撞倒	0	0
Contact with moving machinery or object being machined	觸及開動中的機器或觸及以機器製造中的物件	36	9
Drowning	遇溺	0	0
Exposure to fire	火警燒傷	0	0
Exposure to explosion	爆炸受傷	0	0
Injured by hand tool	被手工具所傷	1	2
Injured by fall of ground	泥土傾瀉受傷	0	0
Asphyxiation	窒息	0	0
Contact with hot surface or substance	觸及灼熱表面或物質	0	1
Injured by animal	被動物所傷	0	0
Injured in workplace violence	於工作場所暴力事件中受傷	0	0
Others	其他類別	19	0
TOTAL	總數	67	23

Notes:

- Industrial accidents refer to injuries and deaths arising from industrial activities in industrial undertakings as defined under the Factories and Industrial Undertakings Ordinance.
- Figures in brackets denote the number of fatalities which has also been included in the number of accidents.
- The above accident figures of 2020 are recorded as at 30 March 2021.
- The above accident figures of 2021 are recorded as at 30 March 2022.

註釋:

- 工業意外是指在《工廠及工業經營條例》所界定的工業經營內發生的受傷或死亡意外，而這些意外是因工業活動而引致的。
- 括號內的數字顯示死亡人數，數字已包括在意外數目內。
- 上列二零二零年的意外數字為截至2021年3月30日所記錄的數字。
- 上列二零二一年的意外數字為截至2022年3月30日所記錄的數字。



Industrial Accidents in Wearing Apparel Industry in 2021

- analysed by Type of Accident

二零二一年成衣製造業之工業意外個案 - 按意外類別分析

Type of Accident 意外類別		2020 二零二零年	2021 二零二一年
Trapped in or between objects	受困於物件之內或物件之間	0	0
Injured whilst lifting or carrying	提舉或搬運物件時受傷	0	0
Slip, trip or fall on same level	滑倒、絆倒或在同一高度跌倒	1	1
Fall of person from height	人體從高處墮下	0	0
Striking against fixed or stationary object	與固定或不動的物件碰撞	0	0
Striking against or struck by moving object	被移動物件或與移動物件碰撞	0	0
Stepping on object	踏在物件上	0	0
Exposure to or contact with harmful substance	暴露於有害物質中或接觸有害物質	0	0
Contact with electricity or electric discharge	觸電或接觸放出的電流	0	0
Trapped by collapsing or overturning object	受困於倒塌或翻側的物件	0	0
Struck by falling object	遭墮下的物件撞擊	0	0
Struck by moving vehicle	遭移動中的車輛撞倒	0	0
Contact with moving machinery or object being machined	觸及開動中的機器或觸及以機器製造中的物件	4	0
Drowning	遇溺	0	0
Exposure to fire	火警燒傷	0	0
Exposure to explosion	爆炸受傷	0	0
Injured by hand tool	被手工具所傷	1	0
Injured by fall of ground	泥土傾瀉受傷	0	0
Asphyxiation	窒息	0	0
Contact with hot surface or substance	觸及灼熱表面或物質	1	0
Injured by animal	被動物所傷	0	0
Injured in workplace violence	於工作場所暴力事件中受傷	0	0
Others	其他類別	0	0
TOTAL	總數	7	1

Notes:

- Industrial accidents refer to injuries and deaths arising from industrial activities in industrial undertakings as defined under the Factories and Industrial Undertakings Ordinance.
- Figures in brackets denote the number of fatalities which has also been included in the number of accidents.
- The above accident figures of 2020 are recorded as at 30 March 2021.
- The above accident figures of 2021 are recorded as at 30 March 2022.

註釋:

- 工業意外是指在《工廠及工業經營條例》所界定的工業經營內發生的受傷或死亡意外，而這些意外是因工業活動而引致的。
- 括號內的數字顯示死亡人數，數字已包括在意外數目內。
- 上列二零二零年的意外數字為截至2021年3月30日所記錄的數字。
- 上列二零二一年的意外數字為截至2022年3月30日所記錄的數字。



Industrial Accidents in Electronics Industry in 2021

- analysed by Type of Accident

二零二一年電子業之工業意外個案 - 按意外類別分析

Type of Accident 意外類別		2020 二零二零年	2021 二零二一年
Trapped in or between objects	受困於物件之內或物件之間	0	1
Injured whilst lifting or carrying	提舉或搬運物件時受傷	1	1
Slip, trip or fall on same level	滑倒、絆倒或在同一高度跌倒	0	6
Fall of person from height	人體從高處墮下	0	1
Striking against fixed or stationary object	與固定或不動的物件碰撞	3	1
Striking against or struck by moving object	被移動物件或與移動物件碰撞	1	2
Stepping on object	踏在物件上	0	0
Exposure to or contact with harmful substance	暴露於有害物質中或接觸有害物質	1	0
Contact with electricity or electric discharge	觸電或接觸放出的電流	0	0
Trapped by collapsing or overturning object	受困於倒塌或翻側的物件	0	0
Struck by falling object	遭墮下的物件撞擊	0	1
Struck by moving vehicle	遭移動中的車輛撞倒	0	0
Contact with moving machinery or object being machined	觸及開動中的機器或觸及以機器製造中的物件	2	3
Drowning	遇溺	0	0
Exposure to fire	火警燒傷	0	0
Exposure to explosion	爆炸受傷	0	0
Injured by hand tool	被手工具所傷	0	0
Injured by fall of ground	泥土傾瀉受傷	0	0
Asphyxiation	窒息	0	0
Contact with hot surface or substance	觸及灼熱表面或物質	0	0
Injured by animal	被動物所傷	0	0
Injured in workplace violence	於工作場所暴力事件中受傷	0	0
Others	其他類別	0	0
TOTAL	總數	8	16

Notes:

- Industrial accidents refer to injuries and deaths arising from industrial activities in industrial undertakings as defined under the Factories and Industrial Undertakings Ordinance.
- Figures in brackets denote the number of fatalities which has also been included in the number of accidents.
- The above accident figures of 2020 are recorded as at 30 March 2021.
- The above accident figures of 2021 are recorded as at 30 March 2022.

註釋:

- 工業意外是指在《工廠及工業經營條例》所界定的工業經營內發生的受傷或死亡意外，而這些意外是因工業活動而引致的。
- 括號內的數字顯示死亡人數，數字已包括在意外數目內。
- 上列二零二零年的意外數字為截至2021年3月30日所記錄的數字。
- 上列二零二一年的意外數字為截至2022年3月30日所記錄的數字。



Industrial Accidents in Fabricated Metal Products Industry in 2021

- analysed by Type of Accident

二零二一年金屬製品製造業之工業意外個案 - 按意外類別分析

Type of Accident 意外類別		2020 二零二零年	2021 二零二一年
Trapped in or between objects	受困於物件之內或物件之間	3	2
Injured whilst lifting or carrying	提舉或搬運物件時受傷	2	5
Slip, trip or fall on same level	滑倒、絆倒或在同一高度跌倒	4	2
Fall of person from height	人體從高處墮下	0	1
Striking against fixed or stationary object	與固定或不動的物件碰撞	6	4
Striking against or struck by moving object	被移動物件或與移動物件碰撞	5	6
Stepping on object	踏在物件上	0	0
Exposure to or contact with harmful substance	暴露於有害物質中或接觸有害物質	0	0
Contact with electricity or electric discharge	觸電或接觸放出的電流	0	0
Trapped by collapsing or overturning object	受困於倒塌或翻側的物件	0	0
Struck by falling object	遭墮下的物件撞擊	1	0
Struck by moving vehicle	遭移動中的車輛撞倒	0	1
Contact with moving machinery or object being machined	觸及開動中的機器或觸及以機器製造中的物件	4	7
Drowning	遇溺	0	0
Exposure to fire	火警燒傷	0	0
Exposure to explosion	爆炸受傷	0	0
Injured by hand tool	被手工具所傷	1	1
Injured by fall of ground	泥土傾瀉受傷	0	0
Asphyxiation	窒息	0	0
Contact with hot surface or substance	觸及灼熱表面或物質	0	0
Injured by animal	被動物所傷	0	0
Injured in workplace violence	於工作場所暴力事件中受傷	0	0
Others	其他類別	0	1
TOTAL	總數	26	30

Notes:

- Industrial accidents refer to injuries and deaths arising from industrial activities in industrial undertakings as defined under the Factories and Industrial Undertakings Ordinance.
- Figures in brackets denote the number of fatalities which has also been included in the number of accidents.
- The above accident figures of 2020 are recorded as at 30 March 2021.
- The above accident figures of 2021 are recorded as at 30 March 2022.

註釋:

- 工業意外是指在《工廠及工業經營條例》所界定的工業經營內發生的受傷或死亡意外，而這些意外是因工業活動而引致的。
- 括號內的數字顯示死亡人數，數字已包括在意外數目內。
- 上列二零二零年的意外數字為截至2021年3月30日所記錄的數字。
- 上列二零二一年的意外數字為截至2022年3月30日所記錄的數字。



Industrial Accidents in Rubber and Plastics Products Industry in 2021

- analysed by Type of Accident

二零二一年橡膠及塑膠產品製造業之工業意外個案 - 按意外類別分析

Type of Accident 意外類別		2020 二零二零年	2021 二零二一年
Trapped in or between objects	受困於物件之內或物件之間	1	1
Injured whilst lifting or carrying	提舉或搬運物件時受傷	2	2
Slip, trip or fall on same level	滑倒、絆倒或在同一高度跌倒	5	3
Fall of person from height	人體從高處墮下	2	2
Striking against fixed or stationary object	與固定或不動的物件碰撞	2	1
Striking against or struck by moving object	被移動物件或與移動物件碰撞	2	2
Stepping on object	踏在物件上	0	0
Exposure to or contact with harmful substance	暴露於有害物質中或接觸有害物質	0	0
Contact with electricity or electric discharge	觸電或接觸放出的電流	0	0
Trapped by collapsing or overturning object	受困於倒塌或翻側的物件	0	0
Struck by falling object	遭墮下的物件撞擊	0	0
Struck by moving vehicle	遭移動中的車輛撞倒	0	1
Contact with moving machinery or object being machined	觸及開動中的機器或觸及以機器製造中的物件	4	3
Drowning	遇溺	0	0
Exposure to fire	火警燒傷	0	0
Exposure to explosion	爆炸受傷	0	0
Injured by hand tool	被手工具所傷	0	1
Injured by fall of ground	泥土傾瀉受傷	0	0
Asphyxiation	窒息	0	0
Contact with hot surface or substance	觸及灼熱表面或物質	1	1
Injured by animal	被動物所傷	0	0
Injured in workplace violence	於工作場所暴力事件中受傷	0	0
Others	其他類別	0	1
TOTAL	總數	19	18

Notes:

- Industrial accidents refer to injuries and deaths arising from industrial activities in industrial undertakings as defined under the Factories and Industrial Undertakings Ordinance.
- Figures in brackets denote the number of fatalities which has also been included in the number of accidents.
- The above accident figures of 2020 are recorded as at 30 March 2021.
- The above accident figures of 2021 are recorded as at 30 March 2022.

註釋:

- 工業意外是指在《工廠及工業經營條例》所界定的工業經營內發生的受傷或死亡意外，而這些意外是因工業活動而引致的。
- 括號內的數字顯示死亡人數，數字已包括在意外數目內。
- 上列二零二零年的意外數字為截至2021年3月30日所記錄的數字。
- 上列二零二一年的意外數字為截至2022年3月30日所記錄的數字。



Industrial Accidents in Shipbuilding and Shiprepairing Industry in 2021

- analysed by Type of Accident

二零二一年造船及修船業之工業意外個案 - 按意外類別分析

Type of Accident 意外類別		2020 二零二零年	2021 二零二一年
Trapped in or between objects	受困於物件之內或物件之間	1	4
Injured whilst lifting or carrying	提舉或搬運物件時受傷	1	6
Slip, trip or fall on same level	滑倒、絆倒或在同一高度跌倒	1	10
Fall of person from height	人體從高處墮下	2	1
Striking against fixed or stationary object	與固定或不動的物件碰撞	3	1
Striking against or struck by moving object	被移動物件或與移動物件碰撞	2	5
Stepping on object	踏在物件上	0	0
Exposure to or contact with harmful substance	暴露於有害物質中或接觸有害物質	0	0
Contact with electricity or electric discharge	觸電或接觸放出的電流	0	0
Trapped by collapsing or overturning object	受困於倒塌或翻側的物件	0	0
Struck by falling object	遭墮下的物件撞擊	0	1
Struck by moving vehicle	遭移動中的車輛撞倒	0	0
Contact with moving machinery or object being machined	觸及開動中的機器或觸及以機器製造中的物件	1	0
Drowning	遇溺	0	0
Exposure to fire	火警燒傷	0	0
Exposure to explosion	爆炸受傷	0	0
Injured by hand tool	被手工具所傷	0	1
Injured by fall of ground	泥土傾瀉受傷	0	0
Asphyxiation	窒息	0	0
Contact with hot surface or substance	觸及灼熱表面或物質	1	0
Injured by animal	被動物所傷	0	0
Injured in workplace violence	於工作場所暴力事件中受傷	0	0
Others	其他類別	0	0
TOTAL	總數	12	29

Notes:

- Industrial accidents refer to injuries and deaths arising from industrial activities in industrial undertakings as defined under the Factories and Industrial Undertakings Ordinance.
- Figures in brackets denote the number of fatalities which has also been included in the number of accidents.
- The above accident figures of 2020 are recorded as at 30 March 2021.
- The above accident figures of 2021 are recorded as at 30 March 2022.

註釋:

- 工業意外是指在《工廠及工業經營條例》所界定的工業經營內發生的受傷或死亡意外，而這些意外是因工業活動而引致的。
- 括號內的數字顯示死亡人數，數字已包括在意外數目內。
- 上列二零二零年的意外數字為截至2021年3月30日所記錄的數字。
- 上列二零二一年的意外數字為截至2022年3月30日所記錄的數字。



Industrial Accidents in Printing and Reproduction of Recorded Media Industry in 2021

- analysed by Type of Accident

二零二一年印刷及已儲錄資料媒體的複製業之工業意外個案 - 按意外類別分析

Type of Accident 意外類別		2020 二零二零年	2021 二零二一年
Trapped in or between objects	受困於物件之內或物件之間	2	1
Injured whilst lifting or carrying	提舉或搬運物件時受傷	21	15
Slip, trip or fall on same level	滑倒、絆倒或在同一高度跌倒	11	3
Fall of person from height	人體從高處墮下	1	2
Striking against fixed or stationary object	與固定或不動的物件碰撞	1	3
Striking against or struck by moving object	被移動物件或與移動物件碰撞	3	5
Stepping on object	踏在物件上	0	1
Exposure to or contact with harmful substance	暴露於有害物質中或接觸有害物質	0	0
Contact with electricity or electric discharge	觸電或接觸放出的電流	0	0
Trapped by collapsing or overturning object	受困於倒塌或翻側的物件	0	0
Struck by falling object	遭墮下的物件撞擊	0	1
Struck by moving vehicle	遭移動中的車輛撞倒	1	0
Contact with moving machinery or object being machined	觸及開動中的機器或觸及以機器製造中的物件	9	10
Drowning	遇溺	0	0
Exposure to fire	火警燒傷	0	0
Exposure to explosion	爆炸受傷	0	0
Injured by hand tool	被手工具所傷	3	2
Injured by fall of ground	泥土傾瀉受傷	0	0
Asphyxiation	窒息	0	0
Contact with hot surface or substance	觸及灼熱表面或物質	0	0
Injured by animal	被動物所傷	0	0
Injured in workplace violence	於工作場所暴力事件中受傷	0	0
Others	其他類別	1	0
TOTAL	總數	53	43

Notes:

- Industrial accidents refer to injuries and deaths arising from industrial activities in industrial undertakings as defined under the Factories and Industrial Undertakings Ordinance.
- Figures in brackets denote the number of fatalities which has also been included in the number of accidents.
- The above accident figures of 2020 are recorded as at 30 March 2021.
- The above accident figures of 2021 are recorded as at 30 March 2022.

註釋:

- 工業意外是指在《工廠及工業經營條例》所界定的工業經營內發生的受傷或死亡意外，而這些意外是因工業活動而引致的。
- 括號內的數字顯示死亡人數，數字已包括在意外數目內。
- 上列二零二零年的意外數字為截至2021年3月30日所記錄的數字。
- 上列二零二一年的意外數字為截至2022年3月30日所記錄的數字。



Industrial Accidents in Construction Industry in 2021

- analysed by Type of Accident

二零二一年建造業之工業意外個案 - 按意外類別分析

Type of Accident 意外類別		2020 二零二零年	2021 二零二一年
Trapped in or between objects	受困於物件之內或物件之間	105 (2)	168 (2)
Injured whilst lifting or carrying	提舉或搬運物件時受傷	463	616
Slip, trip or fall on same level	滑倒、絆倒或在同一高度跌倒	698	818
Fall of person from height	人體從高處墮下	216 (7)	263 (8)
Striking against fixed or stationary object	與固定或不動的物件碰撞	255	283 (1)
Striking against or struck by moving object	被移動物件或與移動物件碰撞	357 (2)	284 (3)
Stepping on object	踏在物件上	13	21
Exposure to or contact with harmful substance	暴露於有害物質中或接觸有害物質	8	25
Contact with electricity or electric discharge	觸電或接觸放出的電流	12 (1)	6
Trapped by collapsing or overturning object	受困於倒塌或翻側的物件	26 (4)	13 (3)
Struck by falling object	遭墮下的物件撞擊	81 (1)	161 (2)
Struck by moving vehicle	遭移動中的車輛撞倒	12	15
Contact with moving machinery or object being machined	觸及開動中的機器或觸及以機器製造中的物件	153	196
Drowning	遇溺	2 (1)	0
Exposure to fire	火警燒傷	7	2
Exposure to explosion	爆炸受傷	1	0
Injured by hand tool	被手工具所傷	100	147
Injured by fall of ground	泥土傾瀉受傷	0	0
Asphyxiation	窒息	0	5 (4)
Contact with hot surface or substance	觸及灼熱表面或物質	17	19
Injured by animal	被動物所傷	1	3
Injured in workplace violence	於工作場所暴力事件中受傷	0	0
Others	其他類別	5	64
TOTAL	總數	2 532 (18)	3 109 (23)

Notes:

- Industrial accidents refer to injuries and deaths arising from industrial activities in industrial undertakings as defined under the Factories and Industrial Undertakings Ordinance.
- Figures in brackets denote the number of fatalities which has also been included in the number of accidents.
- The above accident figures of 2020 are recorded as at 30 March 2021.
- The above accident figures of 2021 are recorded as at 30 March 2022.

註釋:

- 工業意外是指在《工廠及工業經營條例》所界定的工業經營內發生的受傷或死亡意外，而這些意外是因工業活動而引致的。
- 括號內的數字顯示死亡人數，數字已包括在意外數目內。
- 上列二零二零年的意外數字為截至2021年3月30日所記錄的數字。
- 上列二零二一年的意外數字為截至2022年3月30日所記錄的數字。



Industrial Accidents in Food and Beverage Services in 2021

- analysed by Type of Accident

二零二一年餐飲服務業之工業意外個案 - 按意外類別分析

Type of Accident 意外類別		2020 二零二零年	2021 二零二一年
Trapped in or between objects	受困於物件之內或物件之間	38	51
Injured whilst lifting or carrying	提舉或搬運物件時受傷	489	588
Slip, trip or fall on same level	滑倒、絆倒或在同一高度跌倒	696	946
Fall of person from height	人體從高處墮下	22	23
Striking against fixed or stationary object	與固定或不動的物件碰撞	281	323
Striking against or struck by moving object	被移動物件或與移動物件碰撞	138	155
Stepping on object	踏在物件上	4	7
Exposure to or contact with harmful substance	暴露於有害物質中或接觸有害物質	26	32
Contact with electricity or electric discharge	觸電或接觸放出的電流	1	1
Trapped by collapsing or overturning object	受困於倒塌或翻側的物件	0	1
Struck by falling object	遭墮下的物件撞擊	35	70
Struck by moving vehicle	遭移動中的車輛撞倒	0	5
Contact with moving machinery or object being machined	觸及開動中的機器或觸及以機器製造中的物件	41	71
Drowning	遇溺	0	0
Exposure to fire	火警燒傷	4	4
Exposure to explosion	爆炸受傷	0	1
Injured by hand tool	被手工具所傷	550	738
Injured by fall of ground	泥土傾瀉受傷	0	0
Asphyxiation	窒息	0	0
Contact with hot surface or substance	觸及灼熱表面或物質	771	900
Injured by animal	被動物所傷	16	19
Injured in workplace violence	於工作場所暴力事件中受傷	0	0
Others	其他類別	12	64
TOTAL	總數	3 124	3 999

Notes:

- Industrial accidents refer to injuries and deaths arising from industrial activities in industrial undertakings as defined under the Factories and Industrial Undertakings Ordinance.
- Figures in brackets denote the number of fatalities which has also been included in the number of accidents.
- The above accident figures of 2020 are recorded as at 30 March 2021.
- The above accident figures of 2021 are recorded as at 30 March 2022.

註釋:

- 工業意外是指在《工廠及工業經營條例》所界定的工業經營內發生的受傷或死亡意外，而這些意外是因工業活動而引致的。
- 括號內的數字顯示死亡人數，數字已包括在意外數目內。
- 上列二零二零年的意外數字為截至2021年3月30日所記錄的數字。
- 上列二零二一年的意外數字為截至2022年3月30日所記錄的數字。



Statistics of Confirmed Occupational Diseases
(excluding Silicosis, Asbestosis, Mesothelioma, Occupational Deafness and Gas Poisoning)
by Industry in 2021

二零二一年各行業中經證實為職業病的個案數字統計
(矽肺病、石棉沉着病、間皮瘤、職業性失聰和氣體中毒除外)

Industry Section 行業主類	Occupational Disease Codes (2020)						Occupational Disease Codes (2021)					
	職業病譯碼 (二零二零年)						職業病譯碼 (二零二一年)					
	3	8	14	40	44	Total 總數	3	8	14	40	44	Total 總數
Agriculture, forestry and fishing 農業、林業及漁業	0	0	0	0	0	0	0	1	0	0	0	1
Mining and quarrying 採礦及採石業	0	0	0	0	0	0	0	0	0	0	0	0
Manufacturing 製造業	0	2	0	0	0	2	0	0	0	0	0	0
Electricity, gas and waste management 電力、燃氣及廢棄物管理	0	0	0	0	0	0	0	0	0	0	0	0
Construction 建造業	0	0	0	0	0	0	0	1	0	0	0	1
Import/export, wholesale and retail trades 進出口貿易、批發及零售業	0	0	0	0	0	0	0	1	0	0	0	1
Transportation, storage, postal and courier services 運輸、倉庫、郵政及速遞服務	0	0	0	0	1	1	0	3	0	0	0	3
Accommodation and food services 住宿及膳食服務	0	3	0	0	0	3	0	4	0	1	0	5
Information and communications 資訊及通訊	0	1	0	0	0	1	0	0	0	0	0	0
Financing and insurance 金融及保險	0	0	0	0	0	0	0	0	0	0	0	0
Real estate 地產	0	0	0	0	0	0	0	0	0	0	0	0
Professional and business services 專業及商用服務	0	1	0	0	0	1	0	1	0	0	0	1
Public administration, and social and personal services 公共行政以及社會及個人服務	0	10	3	2	0	15	1	17	11	0	0	29
Other industries 其他行業	0	0	0	0	0	0	0	0	0	0	0	0
Total 總數	0	17	3	2	1	23	1	28	11	1	0	41

Occupational Disease Codes

職業病譯碼

3 = Compressed Air Illness

3 = 氣壓病

8 = Tenosynovitis of the Hand or Forearm

8 = 手部或前臂腱鞘炎

14 = Tuberculosis

14 = 結核病

40 = Occupational Dermatitis

40 = 職業性皮膚炎

44 = Occupational Asthma

44 = 職業性哮喘病

Notes:

- 1) For information on silicosis, asbestosis and mesothelioma, please refer to the Pneumoconiosis Compensation Fund Board.
- 2) For information on occupational deafness, please refer to the Occupational Deafness Compensation Board.

註釋:

- 1) 有關矽肺病、石棉沉着病及間皮瘤，請參考肺塵埃沉着病補償基金委員會所發表的資料。
- 2) 有關職業性失聰，請參考職業性失聰補償管理局所發表的資料。



Number of Confirmed Occupational Diseases in 2021

二零二一年經證實為職業病的個案數字

Occupational Disease 職業病	2020 二零二零年	2021 二零二一年
Occupational Deafness 職業性失聰	78	394
Silicosis 矽肺病	88	67
Tenosynovitis of the Hand or Forearm 手部或前臂腱鞘炎	17	28
Mesothelioma 間皮瘤	12	20
Tuberculosis 結核病	3	11
Asbestosis 石棉沉着病	12	7
Gas Poisoning 氣體中毒 ¹	3 (1)	5 (2)
Occupational Dermatitis 職業性皮膚炎	2	1
Compressed Air Illness 氣壓病	0	1
Occupational Asthma 職業性哮喘病	1	0
Total 總數	216	534

Notes:

- The figure in bracket denotes the number of incidents.

註釋:

- 括號中的數字為事件次數。



Industrial Accidents in Construction Industry (2012 - 2021)

二零一二年至二零二一年建造業之工業意外數字

	2012	2013	2014	2015	2016	2017	2018	2019	2020	2021
No. of accidents 意外數目	3 160	3 232	3 467	3 723	3 720	3 902	3 541	2 947	2 532	3 109
No. of fatalities 致命意外數目	24	22	20	19	10	22	14	16	18	23
Employment size 受僱人數	71 295	79 303	82 795	95 103	107 799	118 674	111 849	101 750	97 182	105 430
Accident rate per 1 000 workers 每 1 000 名工人的意外率	44.3	40.8	41.9	39.1	34.5	32.9	31.7	29.0	26.1	29.5
Fatality rate per 1 000 workers 每 1 000 名工人的致命意外率	0.337	0.277	0.242	0.200	0.093	0.185	0.125	0.157	0.185	0.218

Notes:

1. The above statistics are compiled based on the Hong Kong Standard Industrial Classification Version 2.0.
2. Figures of employment size only covers manual workers on construction sites.
3. Figures of employment size for calculating the accident rate per 1 000 workers are based on the **Quarterly Report of Employment and Vacancies Statistics** published by the Census and Statistics Department.

註釋:

1. 以上的統計數字是按《香港標準行業分類2.0版》編製。
2. 受僱人數只包括在建築地盤工作的工人。
3. 用以計算每千名工人的意外率之受僱人數資料源自政府統計處發表的《就業及空缺按季統計報告》。



Industrial Accidents in Food and Beverage Services (2012 - 2021)

二零一二年至二零二一年餐飲服務業之工業意外數字

	2012	2013	2014	2015	2016	2017	2018	2019	2020	2021
No. of accidents 意外數目	6 216	5 740	5 566	5 386	4 975	4 990	5 047	4 425	3 124	3 999
No. of fatalities 致命意外數目	1	0	0	0	0	0	0	0	0	0
Employment size 受僱人數	235 123	237 333	242 944	243 162	242 584	243 204	250 035	244 266	210 975	213 953
Accident rate per 1 000 workers 每 1 000 名工人的意外率	26.4	24.2	22.9	22.1	20.5	20.5	20.2	18.1	14.8	18.7
Fatality rate per 1 000 workers 每 1 000 名工人的致命意外率	0.004	0.000	0.000	0.000	0.000	0.000	0.000	0.000	0.000	0.000

Notes:

1. The above statistics are compiled based on the Hong Kong Standard Industrial Classification (HSIC) Version 2.0.
2. Figures of employment size for calculating the accident rate per 1 000 workers are based on the **Quarterly Report of Employment and Vacancies Statistics** published by the Census and Statistics Department (C&SD). Since 2009, the Quarterly Survey of Employment and Vacancies conducted by the C&SD has been enhanced to adopt the HSIC Version 2.0 to replace the HSIC Version 1.1 in compiling the statistics on the number of establishments, persons engaged and vacancies. Hence, the employment size from 2009 onwards are in HSIC Version 2.0.
3. The statistics from 2009 onwards cannot be compared with those of previous years due to the changes in coverage of individual industries (except Construction Industry) in HSIC Version 2.0.

註釋:

1. 以上的統計數字是按《香港標準行業分類2.0版》編製。
2. 用以計算每千名工人的意外率之受僱人數資料源自政府統計處發表的《就業及空缺按季統計報告》。由2009年開始，政府統計處所進行的「僱傭及職位空缺按季統計調查」已採用《香港標準行業分類2.0版》編製機構單位數目、就業人數及職位空缺數目的統計數字，以取替沿用的《香港標準行業分類1.1版》。由2009年開始，受僱人數是按《香港標準行業分類2.0版》編製。
3. 由於《香港標準行業分類2.0版》改變了個別行業涵蓋範圍（建造業除外），因此2009年起的統計數字不能與過往年份的數字作全面比較。



Industrial Accidents in Manufacturing Industry (2012 - 2021)

二零一二年至二零二一年製造業之工業意外數字

	2012	2013	2014	2015	2016	2017	2018	2019	2020	2021
No. of accidents 意外數目	1 944	1 775	1 787	1 675	1 497	1 460	1 322	1 198	1 046	1 172
No. of fatalities 致命意外數目	1	1	0	2	3	3	1	1	1	0
Employment size 受僱人數	106 924	103 742	102 461	99 595	96 011	92 860	90 060	86 910	83 409	78 807
Accident rate per 1 000 workers 每 1 000 名工人的意外率	18.2	17.1	17.4	16.8	15.6	15.7	14.7	13.8	12.5	14.9
Fatality rate per 1 000 workers 每 1 000 名工人的致命意外率	0.009	0.010	0.000	0.020	0.031	0.032	0.011	0.012	0.012	0.000

Notes:

1. The above statistics are compiled based on the Hong Kong Standard Industrial Classification (HSIC) Version 2.0.
2. Figures of employment size for calculating the accident rate per 1 000 workers are based on the **Quarterly Report of Employment and Vacancies Statistics** published by the Census and Statistics Department (C&SD). Since 2009, the Quarterly Survey of Employment and Vacancies conducted by the C&SD has been enhanced to adopt the HSIC Version 2.0 to replace the HSIC Version 1.1 in compiling the statistics on the number of establishments, persons engaged and vacancies. Hence, the employment size from 2009 onwards are in HSIC Version 2.0.
3. The statistics from 2009 onwards cannot be compared with those of previous years due to the changes in coverage of individual industries (except Construction Industry) in HSIC Version 2.0.

註釋:

1. 以上的統計數字是按《香港標準行業分類2.0版》編製。
2. 用以計算每千名工人的意外率之受僱人數資料源自政府統計處發表的《就業及空缺按季統計報告》。由2009年開始，政府統計處所進行的「僱傭及職位空缺按季統計調查」已採用《香港標準行業分類2.0版》編製機構單位數目、就業人數及職位空缺數目的統計數字，以取替沿用的《香港標準行業分類1.1版》。由2009年開始，受僱人數是按《香港標準行業分類2.0版》編製。
3. 由於《香港標準行業分類2.0版》改變了個別行業涵蓋範圍（建造業除外），因此2009年起的統計數字不能與過往年份的數字作全面比較。



Industrial Accidents in Major Industries (2012 - 2021)

二零一二年至二零二一年主要行業之工業意外數字

	2012	2013	2014	2015	2016	2017	2018	2019	2020	2021
No. of accidents 意外數目										
Construction Industry 建造業	3 160	3 232	3 467	3 723	3 720	3 902	3 541	2 947	2 532	3 109
Food and Beverage Services 餐飲服務業	6 216	5 740	5 566	5 386	4 975	4 990	5 047	4 425	3 124	3 999
Manufacturing Industry 製造業	1 944	1 775	1 787	1 675	1 497	1 460	1 322	1 198	1 046	1 172
Accident rate per 1 000 workers 每 1 000 名工人的意外率										
Construction Industry 建造業	44.3	40.8	41.9	39.1	34.5	32.9	31.7	29.0	26.1	29.5
Food and Beverage Services 餐飲服務業	26.4	24.2	22.9	22.1	20.5	20.5	20.2	18.1	14.8	18.7
Manufacturing Industry 製造業	18.2	17.1	17.4	16.8	15.6	15.7	14.7	13.8	12.5	14.9

Notes:

1. The above statistics are compiled based on the Hong Kong Standard Industrial Classification (HSIC) Version 2.0.
2. Figures of employment size for calculating the accident rate per 1 000 workers are based on the **Quarterly Report of Employment and Vacancies Statistics (SEV)** published by the Census and Statistics Department (C&SD). Since 2009, the Quarterly Survey of Employment and Vacancies conducted by the C&SD has been enhanced to adopt the HSIC Version 2.0 to replace the HSIC Version 1.1 in compiling the statistics on the number of establishments, persons engaged and vacancies. Hence, the employment size from 2009 onwards are in HSIC Version 2.0.
3. The statistics from 2009 onwards cannot be compared with those of previous years due to the changes in coverage of individual industries (except Construction Industry) in HSIC Version 2.0.
4. The SEV coverage for Construction Industry under HSIC Version 1.1 and HSIC Version 2.0 are the same.

註釋:

1. 以上的統計數字是按《香港標準行業分類2.0版》編製。
2. 用以計算每千名工人的意外率之受僱人數資料源自政府統計處發表的《就業及空缺按季統計報告》。由2009年開始，政府統計處所進行的「僱傭及職位空缺按季統計調查」已採用《香港標準行業分類2.0版》編製機構單位數目、就業人數及職位空缺數目的統計數字，以取替沿用的《香港標準行業分類1.1版》。由2009年開始，受僱人數是按《香港標準行業分類2.0版》編製。
3. 由於《香港標準行業分類2.0版》改變了個別行業涵蓋範圍（建造業除外），因此2009年起的統計數字不能與過往年份的數字作全面比較。
4. 「僱傭及職位空缺按季統計調查」中的建造業在《香港標準行業分類1.1版》和《香港標準行業分類2.0版》的涵蓋範圍是相同。



Industrial Accidents in All Industries (2012 - 2021)

二零一二年至二零二一年所有行業之工業意外數字

	2012	2013	2014	2015	2016	2017	2018	2019	2020	2021
No. of accidents 意外數目	12 547	11 820	11 677	11 497	10 883	11 077	10 602	9 254	7 202	8 865
No. of fatalities 致命意外數目	29	28	25	24	18	29	16	22	21	25
Employment size 受僱人數	589 504	602 255	613 841	626 122	635 930	645 498	643 592	626 457	581 307	584 255
Accident rate per 1 000 workers 每 1 000 名工人的意外率	21.3	19.6	19.0	18.4	17.1	17.2	16.5	14.8	12.4	15.2
Fatality rate per 1 000 workers 每 1 000 名工人的致命意外率	0.049	0.046	0.041	0.038	0.028	0.045	0.025	0.035	0.036	0.043

Notes:

1. The above statistics are compiled based on the Hong Kong Standard Industrial Classification (HSIC) Version 2.0.
2. Figures of employment size for calculating the accident rate per 1 000 workers are based on the **Quarterly Report of Employment and Vacancies Statistics** published by the Census and Statistics Department (C&SD). Since 2009, the Quarterly Survey of Employment and Vacancies conducted by the C&SD has been enhanced to adopt the HSIC Version 2.0 to replace the HSIC Version 1.1 in compiling the statistics on the number of establishments, persons engaged and vacancies. Hence, the employment size from 2009 onwards are in HSIC Version 2.0.
3. The statistics from 2009 onwards cannot be compared with those of previous years due to the changes in coverage of individual industries (except Construction Industry) in HSIC Version 2.0.

註釋:

1. 以上的統計數字是按《香港標準行業分類2.0版》編製。
2. 用以計算每千名工人的意外率之受僱人數資料源自政府統計處發表的《就業及空缺按季統計報告》。由2009年開始，政府統計處所進行的「僱傭及職位空缺按季統計調查」已採用《香港標準行業分類2.0版》編製機構單位數目、就業人數及職位空缺數目的統計數字，以取替沿用的《香港標準行業分類1.1版》。由2009年開始，受僱人數是按《香港標準行業分類2.0版》編製。
3. 由於《香港標準行業分類2.0版》改變了個別行業涵蓋範圍（建造業除外），因此2009年起的統計數字不能與過往年份的數字作全面比較。



Number of Confirmed Occupational Diseases (2012 - 2021)

二零一二年至二零二一年經證實為職業病的個案數字

Occupational Disease	職業病	2012	2013	2014	2015	2016	2017	2018	2019	2020	2021
Compressed Air Illness	氣壓病	12	4	2	2	0	1	1	1	0	1
Tenosynovitis of the Hand or Forearm	手部或前臂腱鞘炎	69	38	64	31	63	39	39	35	17	28
Carpal Tunnel Syndrome	腕管綜合症	1	1	0	1	0	0	1	0	0	0
Beat Knee	膝傷	0	0	0	0	0	0	0	1	0	0
Tuberculosis	結核病	15	7	7	9	6	9	4	5	3	11
<i>Streptococcus suis</i> Infection	豬型鏈球菌感染	1	0	1	0	1	1	2	0	0	0
Cadmium Poisoning	鎘中毒	0	0	0	0	0	0	0	0	0	0
Occupational Dermatitis	職業性皮膚炎	3	2	1	3	11	3	3	5	2	1
Poisoning by Halogen Derivatives of Hydrocarbons of the Aliphatic Series	脂肪系碳氫化合物的鹵素衍生物中毒	5	0	0	0	0	0	0	0	0	0
Inflammation or Ulceration of the Mucous Membrane of the Upper Respiratory Passages or Mouth produced by Dust, Liquid or Vapour	因塵埃、液體或蒸氣引致上呼吸道或口腔的黏膜發炎或潰瘍	0	0	0	0	0	0	0	0	0	0
Brucellosis	布魯氏桿菌病	1	0	0	0	0	0	0	0	0	0
Phosphorous Poisoning	磷中毒	0	1	0	0	0	0	0	0	0	0
Leptospirosis	鉤端螺旋體病	1	0	0	0	0	0	0	0	0	0
Avian chlamydiosis	鸚鵡熱或飼鳥病	0	5	0	0	0	0	0	0	0	0
Occupational Asthma	職業性哮喘病	0	0	0	1	0	1	0	0	1	0
Silicosis	矽肺病	44	51	68	56	43	54	59	52	88	67
Asbestosis	石棉沉着病	3	2	2	0	4	2	2	7	12	7
Mesothelioma	間皮瘤	12	17	14	13	7	16	10	10	12	20
Occupational Deafness	職業性失聰	149	98	102	133	184	177	275	308	78	394
Legionnaires' Disease	退伍軍人病	0	0	0	0	0	0	0	1	0	0
Gas Poisoning ¹	氣體中毒 ¹	14 (3)	5 (4)	6 (4)	7 (5)	14 (6)	1 (1)	4 (3)	17 (4)	3 (1)	5 (2)
Mercury Poisoning	汞中毒	0	0	0	0	1	0	0	0	0	0
Total	總數	330	231	267	256	334	304	400	442	216	534

Notes:

- The figure in bracket denotes the number of incidents.

註釋:

- 括號中的數字為事件次數。



Occupational Injuries and Injury Rates in All Economic Activities (2012 - 2021)

二零一二年至二零二一年所有經濟行業之職業傷亡個案及傷亡率

	2012	2013	2014	2015	2016	2017	2018	2019	2020	2021
Number of occupational injuries 傷亡個案	39 907	38 027	37 523	35 852	35 768	35 631	35 964	32 872	27 127	30 448
Injury rate per 1 000 employees 每 1 000 名僱員的傷亡率	14.1	13.2	12.8	12.1	11.9	11.8	11.8	10.8	9.3	10.5

Notes:

1. The above statistics are compiled based on the Hong Kong Standard Industrial Classification Version 2.0.
2. Figures of employment size for calculating the injury rate per 1 000 employees are based on the **Quarterly Report of Employment and Vacancies Statistics** published by the Census and Statistics Department.

註釋:

1. 以上的統計數字是按《香港標準行業分類2.0版》編製。
2. 用以計算每千名僱員的傷亡率之受僱人數資料源自政府統計處發表的《**就業及空缺按季統計報告**》。