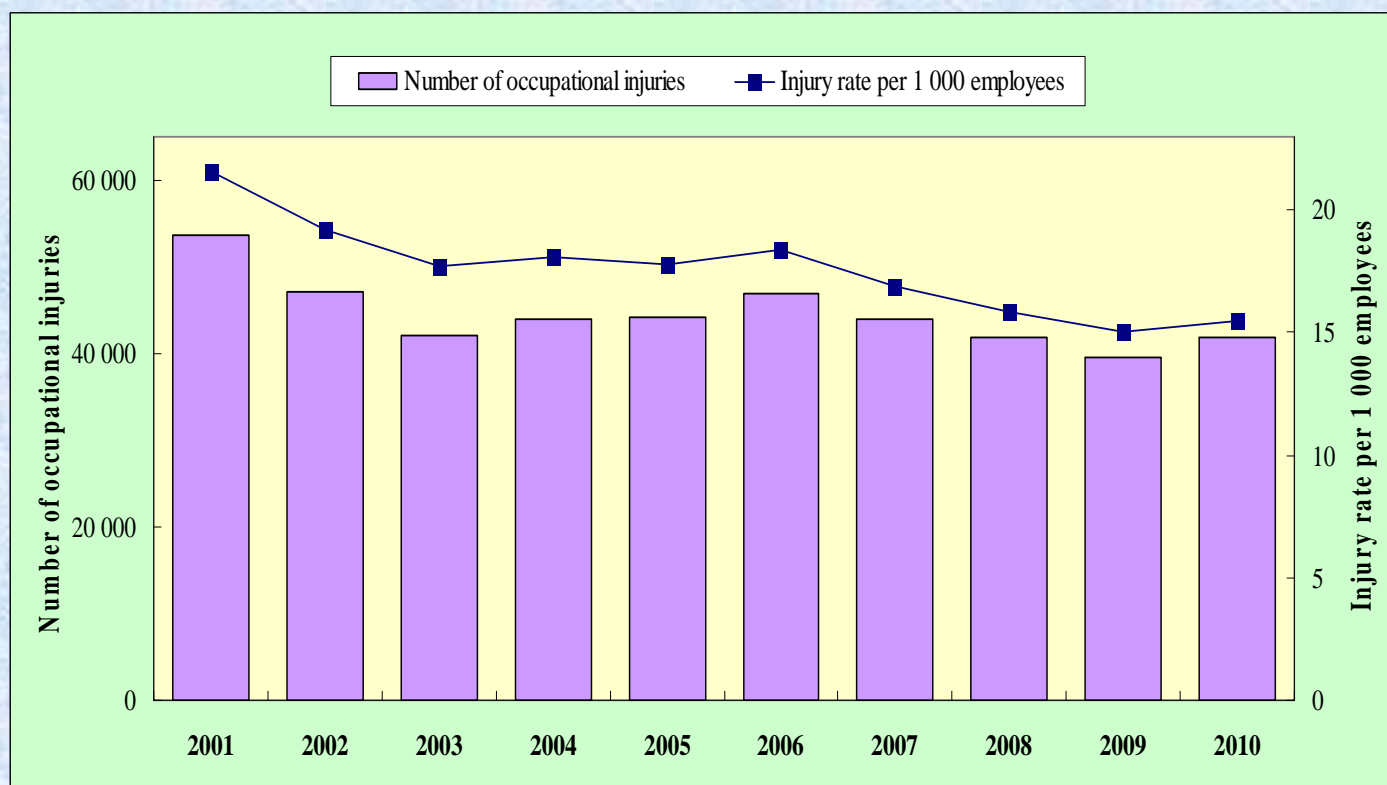


职业安全及健康统计数字2010



职业安全及健康部

劳工处

二零一一年九月





职业安全及健康统计数字

简介

这里所载的统计数字，是就香港与工作有关的意外和职业病提供数据及分析，显示不同经济界别和选定行业最近的意外趋势。雇主、雇员与职业安全及健康工作从业员可利用这些统计数字，按整体意外率及行业的平均统计数字，与本身机构的表现作出比较。我们希望这类数据可协助个别机构，更能妥善地管理其职业安全及健康计划，从而改善安全表现。

名词定义及其它数据

职业伤亡个案 是指根据《雇员补偿条例》呈报由工作意外引致死亡或失去工作能力三天以上的受伤个案（包括工业意外个案）。

工业意外 是指在《工厂及工业经营条例》所界定的工业经营内发生的受伤或死亡意外，而这些意外是因工业活动而引致的。

职业病 是指根据《雇员补偿条例》、《职业性失聪(补偿)条例》和《肺尘埃沉着病及间皮瘤(补偿)条例》所呈报及经证实的职业病。

以每千名雇员计的职业伤亡率 的计算方法如下:

$$\frac{\text{职业伤亡数字}}{\text{*受雇人数}} \times 1000$$

以每千名工人计的工业意外率 的计算方法如下:

$$\frac{\text{工业意外数字}}{\text{*受雇人数}} \times 1000$$

*受雇人数资料源自政府统计处发表的《就业及空缺按季统计报告》。

由于每个国家就编制统计数字所定呈报意外及职业病的法例要求、涵盖的经济界别及采纳的劳动人口定义都不同，所以统计数字的数据成分或会因地而异。因此不同地区的意外及职业病统计数字，不一定能够直接互作比较，必须小心诠释。



注释：

由 2009 年开始，政府统计处所进行的「雇佣及职位空缺按季统计调查」已采用《香港标准行业分类 2.0 版》编制机构单位数目、就业人数及职位空缺数目的统计数字，以取替沿用的《香港标准行业分类 1.1 版》。其后《就业及空缺按季统计报告》的所有统计数字都是按《香港标准行业分类 2.0 版》编制。只有建筑业在《香港标准行业分类 1.1 版》及《香港标准行业分类 2.0 版》的涵盖范围是相同。其它行业于《香港标准行业分类 2.0 版》即使名称相同，但涵盖范围是有差异的。附录载有《香港标准行业分类 1.1 版》及《香港标准行业分类 2.0 版》的高层次分类的概略比较，以供参考。有关《香港标准行业分类 1.1 版》及《香港标准行业分类 2.0 版》的详尽资料，请参阅政府统计处网页。

从本期开始，职安健统计数字是按《香港标准行业分类 2.0 版》编制，与之前以《香港标准行业分类 1.1 版》发布的数字不能作完全比较。此外，2009 年的意外个案已按《香港标准行业分类 2.0 版》重新编制，以便与 2010 年数字可作比较。

如欲查询有关以上意外统计详情，请联络劳工处意外分析及资讯科

(电话号码： 2815 0678 传真号码：2541 8537)

如欲查询有关以上职业病统计详情，请联络劳工处职业医学科(健康推广)

(电话号码： 2852 4041 传真号码：2581 2049)

有关不安全工作地点及工序投诉，请致电劳工处意外分析及资讯科，

所有投诉均会绝对保密

(电话号码： 2542 2172)

电子邮件: enquiry@labour.gov.hk

网址: <http://www.labour.gov.hk>



**Occupational Injuries in All Workplaces
in 2010
- analysed by Industry Section**

二零一零年所有工作地点之职业伤亡个案 - 按行业主类分析

Industry Section 行业主类		2009 二零零九年		2010 二零一零年	
Agriculture, forestry and fishing	农业、林业及渔业	17	(1)	21	
Mining and quarrying	采矿及采石业	1		0	
Manufacturing	制造业	2 792	(6)	2 838	(14)
Electricity, gas and waste management	电力、燃气及废弃物管理	231		226	(5)
Construction	建筑业	2 827	(41)	2 965	(26)
Import/export, wholesale and retail trades	进出口贸易、批发及零售业	4 415	(14)	4 661	(18)
Transportation, storage, postal and courier services	运输、仓库、邮政及速递服务	4 540	(29)	5 227	(30)
Accommodation and food services	住宿及膳食服务	9 153	(8)	9 580	(14)
Information and communications	资讯及通讯	405	(1)	364	(5)
Financing and insurance	金融及保险	207	(2)	239	(1)
Real estate	地产	1 889	(15)	2 073	(13)
Professional and business services	专业及商用服务	4 346	(18)	4 564	(31)
Public administration, and social and personal services	公共行政以及社会及个人服务	8 381	(20)	8 791	(18)
Other industries	其它行业	375	(10)	358	(8)
TOTAL	总数	39 579	(165)	41 907	(183)

Notes:


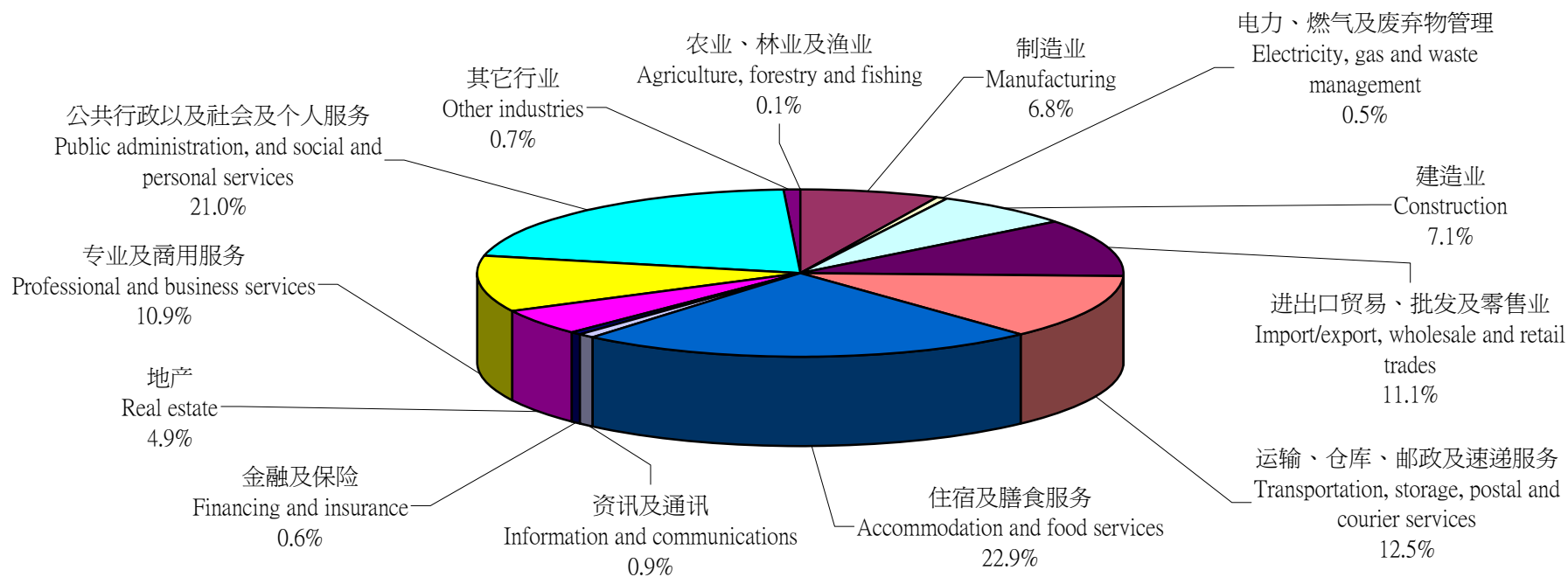
- Occupational injuries (including industrial accidents) are injury cases arising from work accidents, resulting in death or incapacity for work of over three days, and reported under the Employees' Compensation Ordinance.
- Figures in brackets denote the number of fatalities.
- The above injury figures are recorded as at 31 March 2011.
- The above statistics are compiled based on the Hong Kong Standard Industrial Classification Version 2.0.

注释:

- 职业伤亡个案是指根据《雇员补偿条例》呈报由工作意外引致死亡或失去工作能力三天以上的受伤个案(包括工业意外个案)。
- 括号内的数字显示死亡人数。
- 上列伤亡数字为截至2011年3月31日所记录的数字。
- 以上的统计数字是按《香港标准行业分类2.0版》编制。



二零一零年所有工作地点之职业伤亡个案 - 按行业主类分析
Occupational Injuries in All Workplaces in 2010 - analysed by Industry Section





**Occupational Injuries in All Workplaces
in 2010
- analysed by Type of Accident**

二零一零年所有工作地点之职业伤亡个案 - 按意外类别分析

Type of Accident 意外类别		2009 二零零九年		2010 二零一零年	
Trapped in or between objects	受困于物件之内或物件之间	1 103	(1)	1 111	(3)
Injured whilst lifting or carrying	提举或搬运物件时受伤	8 942		9 554	
Slip, trip or fall on same level	滑倒、绊倒或在同一高度跌倒	9 231		10 060	
Fall of person from height	人体从高处堕下	1 597	(25)	1 633	(15)
Striking against fixed or stationary object	与固定或不动的物件碰撞	2 947		3 519	
Striking against or struck by moving object	被移动物件或与移动物件碰撞	3 375	(3)	3 688	(3)
Stepping on object	踏在物件上	157		194	
Exposure to or contact with harmful substance	暴露于有害物质中或接触有害物质	302		287	
Contact with electricity or electric discharge	触电或接触放出的电流	26	(1)	25	(1)
Trapped by collapsing or overturning object	受困于倒塌或翻侧的物件	7	(1)	5	(1)
Struck by falling object	遭堕下的物件撞击	474	(1)	405	
Struck by moving vehicle	遭移动中的车辆撞倒	2 372	(18)	2 348	(25)
Contact with moving machinery or object being machined	触及开动中的机器或触及以机器制造中的物件	744	(1)	796	(2)
Drowning	遇溺	5	(5)	4	(4)
Exposure to fire	火警烧伤	42		45	(1)
Exposure to explosion	爆炸受伤	12		22	
Injured by hand tool	被手工具所伤	3 446		3 208	
Injured by fall of ground	泥土倾泻受伤	1		0	
Asphyxiation	窒息	2	(2)	0	
Contact with hot surface or substance	触及灼热表面或物质	2 326		2 355	
Injured by animal	被动物所伤	470		390	
Injured in workplace violence	于工作场所暴力事件中受伤	773	(2)	853	(5)
Others	其它类别	1 225	(105)	1 405	(123)
TOTAL	总数	39 579	(165)	41 907	(183)

Notes:

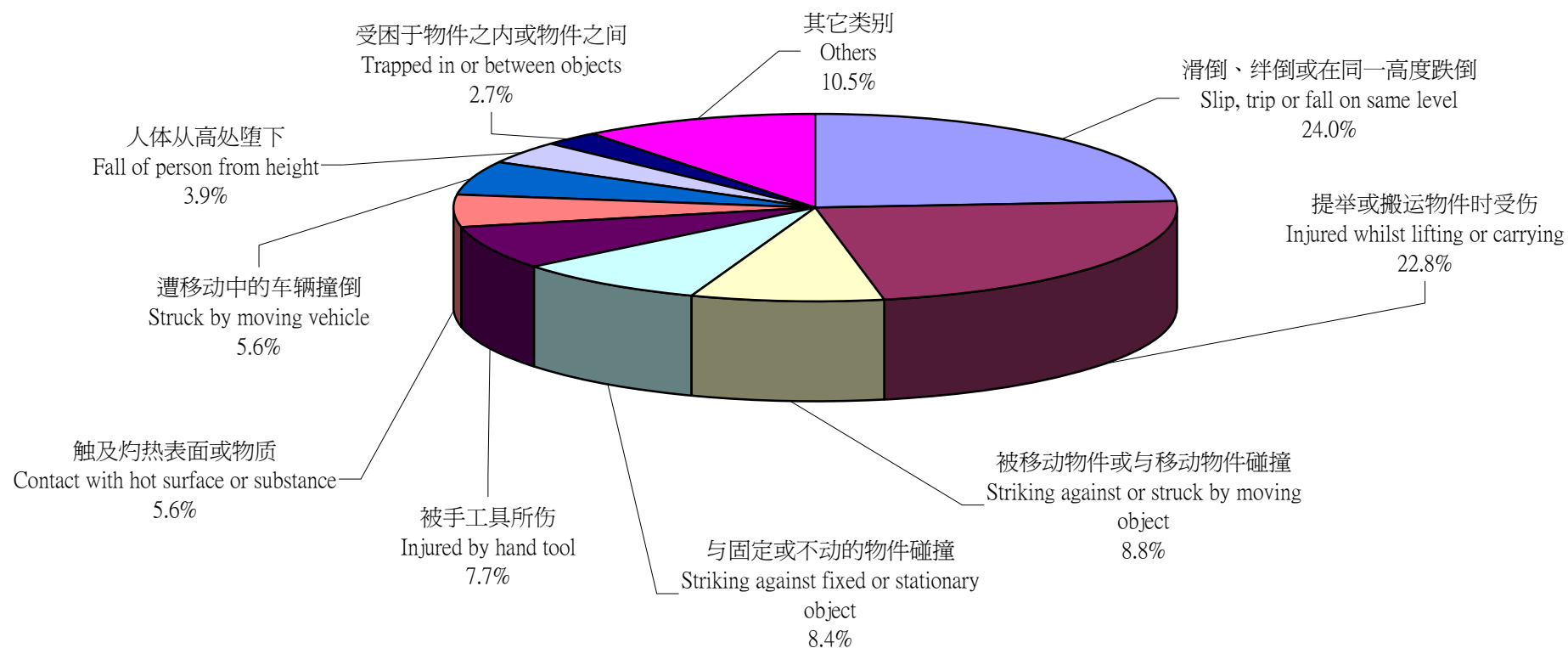
- Occupational injuries (including industrial accidents) are injury cases arising from work accidents, resulting in death or incapacity for work of over three days, and reported under the Employees' Compensation Ordinance.
- Figures in brackets denote the number of fatalities.
- The above injury figures are recorded as at 31 March 2011.

注释:

- 职业伤亡个案是指根据《雇员补偿条例》呈报由工作意外引致死亡或失去工作能力三天以上的受伤个案(包括工业意外个案)。
- 括号内的数字显示死亡人数。
- 上列伤亡数字为截至2011年3月31日所记录的数字。



二零一零年所有工作地点之职业伤亡个案以意外类别分析
Occupational Injuries in All Workplaces in 2010 - analysed by Type of Accident





**Occupational Injuries in Manufacturing Industry
in 2010
- analysed by Type of Accident**

二零一零年制造业之职业伤亡个案 - 按意外类别分析

Type of Accident 意外类别	2009 二零零九年	2010 二零一零年
Trapped in or between objects 受困于物件之内或物件之间	98	95
Injured whilst lifting or carrying 提举或搬运物件时受伤	677	745
Slip, trip or fall on same level 滑倒、绊倒或在同一高度跌倒	515	508
Fall of person from height 人体从高处堕下	78 (1)	104
Striking against fixed or stationary object 与固定或不动的物件碰撞	257	257
Striking against or struck by moving object 被移动物件或与移动物件碰撞	310	316
Stepping on object 踏在物件上	14	20
Exposure to or contact with harmful substance 暴露于有害物质中或接触有害物质	21	23
Contact with electricity or electric discharge 触电或接触放出的电流	3 (1)	1
Trapped by collapsing or overturning object 受困于倒塌或翻侧的物件	0	0
Struck by falling object 遭堕下的物件撞击	34	33
Struck by moving vehicle 遭移动中的车辆撞倒	167	149 (2)
Contact with moving machinery or object being machined 触及开动中的机器或触及以机器制造中的物件	240	213
Drowning 遇溺	0	0
Exposure to fire 火警烧伤	5	5
Exposure to explosion 爆炸受伤	0	0
Injured by hand tool 被手工具所伤	186	174
Injured by fall of ground 泥土倾泻受伤	0	0
Asphyxiation 窒息	0	0
Contact with hot surface or substance 触及灼热表面或物质	114	112
Injured by animal 被动物所伤	2	5
Injured in workplace violence 于工作场所暴力事件中受伤	10	11 (1)
Others 其它类别	61 (4)	67 (11)
TOTAL 总数	2 792 (6)	2 838 (14)

Notes:

- Occupational injuries (including industrial accidents) are injury cases arising from work accidents, resulting in death or incapacity for work of over three days, and reported under the Employees' Compensation Ordinance.
- Figures in brackets denote the number of fatalities.
- The above injury figures are recorded as at 31 March 2011.

注释:

- 职业伤亡个案是指根据《雇员补偿条例》呈报由工作意外引致死亡或失去工作能力三天以上的受伤个案(包括工业意外个案)。
- 括号内的数字显示死亡人数。
- 上列伤亡数字为截至2011年3月31日所记录的数字。



**Occupational Injuries in Construction Industry
in 2010
- analysed by Type of Accident**

二零一零年建筑业之职业伤亡个案 - 按意外类别分析

Type of Accident 意外类别		2009 二零零九年	2010 二零一零年
Trapped in or between objects	受困于物件之内或物件之间	93	85
Injured whilst lifting or carrying	提举或搬运物件时受伤	579	551
Slip, trip or fall on same level	滑倒、绊倒或在同一高度跌倒	519	581
Fall of person from height	人体从高处堕下	400 (15)	407 (6)
Striking against fixed or stationary object	与固定或不动的物件碰撞	220	305
Striking against or struck by moving object	被移动物件或与移动物件碰撞	426 (2)	443
Stepping on object	踏在物件上	19	27
Exposure to or contact with harmful substance	暴露于有害物质中或接触有害物质	8	7
Contact with electricity or electric discharge	触电或接触放出的电流	5	7 (1)
Trapped by collapsing or overturning object	受困于倒塌或翻侧的物件	0	1
Struck by falling object	遭堕下的物件撞击	87 (1)	75
Struck by moving vehicle	遭移动中的车辆撞倒	37 (2)	23 (2)
Contact with moving machinery or object being machined	触及开动中的机器或触及以机器制造中的物件	199	245 (2)
Drowning	遇溺	1 (1)	0
Exposure to fire	火警烧伤	8	5
Exposure to explosion	爆炸受伤	4	3
Injured by hand tool	被手工具所伤	137	104
Injured by fall of ground	泥土倾泻受伤	1	0
Asphyxiation	窒息	0	0
Contact with hot surface or substance	触及灼热表面或物质	21	20
Injured by animal	被动物所伤	6	2
Injured in workplace violence	于工作场所暴力事件中受伤	6	14
Others	其它类别	51 (20)	60 (15)
TOTAL	总数	2 827 (41)	2 965 (26)

Notes:

- Occupational injuries (including industrial accidents) are injury cases arising from work accidents, resulting in death or incapacity for work of over three days, and reported under the Employees' Compensation Ordinance.
- Figures in brackets denote the number of fatalities.
- The above injury figures are recorded as at 31 March 2011.

注释:

- 职业伤亡个案是指根据《雇员补偿条例》呈报由工作意外引致死亡或失去工作能力三天以上的受伤个案(包括工业意外个案)。
- 括号内的数字显示死亡人数。
- 上列伤亡数字为截至2011年3月31日所记录的数字。



**Occupational Injuries in Food and Beverage Services
in 2010
- analysed by Type of Accident**

二零一零年餐饮服务之职业伤亡个案 - 按意外类别分析

Type of Accident 意外类别		2009 二零零九年	2010 二零一零年
Trapped in or between objects	受困于物件之内或物件之间	110	104
Injured whilst lifting or carrying	提举或搬运物件时受伤	1 303	1 255
Slip, trip or fall on same level	滑倒、绊倒或在同一高度跌倒	1 289	1 364
Fall of person from height	人体从高处堕下	61	52
Striking against fixed or stationary object	与固定或不动的物件碰撞	584	761
Striking against or struck by moving object	被移动物件或与移动物件碰撞	354	365
Stepping on object	踏在物件上	6	8
Exposure to or contact with harmful substance	暴露于有害物质中或接触有害物质	63	73
Contact with electricity or electric discharge	触电或接触放出的电流	4	3
Trapped by collapsing or overturning object	受困于倒塌或翻侧的物件	0	0
Struck by falling object	遭堕下的物件撞击	35	22
Struck by moving vehicle	遭移动中的车辆撞倒	303 (2)	314 (3)
Contact with moving machinery or object being machined	触及开动中的机器或触及以机器制造中的物件	95	94
Drowning	遇溺	0	0
Exposure to fire	火警烧伤	21	14
Exposure to explosion	爆炸受伤	1	0
Injured by hand tool	被手工具所伤	1 930	1 881
Injured by fall of ground	泥土倾泻受伤	0	0
Asphyxiation	窒息	0	0
Contact with hot surface or substance	触及灼热表面或物质	1 716	1 748
Injured by animal	被动物所伤	62	39
Injured in workplace violence	于工作场所暴力事件中受伤	31	34
Others	其它类别	64 (6)	88 (11)
TOTAL	总数	8 032 (8)	8 219 (14)

Notes:

- Occupational injuries (including industrial accidents) are injury cases arising from work accidents, resulting in death or incapacity for work of over three days, and reported under the Employees' Compensation Ordinance.
- Figures in brackets denote the number of fatalities.
- The above injury figures are recorded as at 31 March 2011.

注释:

- 职业伤亡个案是指根据《雇员补偿条例》呈报由工作意外引致死亡或失去工作能力三天以上的受伤个案(包括工业意外个案)。
- 括号内的数字显示死亡人数。
- 上列伤亡数字为截至2011年3月31日所记录的数字。



**Occupational Injuries in Import and Export Trade
in 2010
- analysed by Type of Accident**

二零一零年进出口贸易业之职业伤亡个案 - 按意外类别分析

Type of Accident 意外类别		2009 二零零九年	2010 二零一零年
Trapped in or between objects	受困于物件之内或物件之间	25	30
Injured whilst lifting or carrying	提举或搬运物件时受伤	327	362
Slip, trip or fall on same level	滑倒、绊倒或在同一高度跌倒	267	358
Fall of person from height	人体从高处堕下	51 (1)	52
Striking against fixed or stationary object	与固定或不动的物件碰撞	78	82
Striking against or struck by moving object	被移动物件或与移动物件碰撞	112	87
Stepping on object	踏在物件上	4	10
Exposure to or contact with harmful substance	暴露于有害物质中或接触有害物质	7	2
Contact with electricity or electric discharge	触电或接触放出的电流	0	0
Trapped by collapsing or overturning object	受困于倒塌或翻侧的物件	0	0
Struck by falling object	遭堕下的物件撞击	11	4
Struck by moving vehicle	遭移动中的车辆撞倒	99 (1)	129 (3)
Contact with moving machinery or object being machined	触及开动中的机器或触及以机器制造中的物件	20	17
Drowning	遇溺	0	0
Exposure to fire	火警烧伤	1	0
Exposure to explosion	爆炸受伤	0	0
Injured by hand tool	被手工具所伤	36	39
Injured by fall of ground	泥土倾泻受伤	0	0
Asphyxiation	窒息	1 (1)	0
Contact with hot surface or substance	触及灼热表面或物质	11	11
Injured by animal	被动物所伤	7	4
Injured in workplace violence	于工作场所暴力事件中受伤	8	10
Others	其它类别	41 (6)	61 (9)
TOTAL	总数	1 106 (9)	1 258 (12)

Notes:

- Occupational injuries (including industrial accidents) are injury cases arising from work accidents, resulting in death or incapacity for work of over three days, and reported under the Employees' Compensation Ordinance.
- Figures in brackets denote the number of fatalities.
- The above injury figures are recorded as at 31 March 2011.

注释:

- 职业伤亡个案是指根据《雇员补偿条例》呈报由工作意外引致死亡或失去工作能力三天以上的受伤个案(包括工业意外个案)。
- 括号内的数字显示死亡人数。
- 上列伤亡数字为截至2011年3月31日所记录的数字。



**Occupational Injuries in Wholesale
in 2010
- analysed by Type of Accident**

二零一零年批发业之职业伤亡个案 - 按意外类别分析

Type of Accident 意外类别		2009 二零零九年	2010 二零一零年
Trapped in or between objects	受困于物件之内或物件之间	10	19
Injured whilst lifting or carrying	提举或搬运物件时受伤	179	206
Slip, trip or fall on same level	滑倒、绊倒或在同一高度跌倒	104	117
Fall of person from height	人体从高处堕下	29	31
Striking against fixed or stationary object	与固定或不动的物件碰撞	35	30
Striking against or struck by moving object	被移动物件或与移动物件碰撞	57	42
Stepping on object	踏在物件上	1	4
Exposure to or contact with harmful substance	暴露于有害物质中或接触有害物质	0	1
Contact with electricity or electric discharge	触电或接触放出的电流	1	0
Trapped by collapsing or overturning object	受困于倒塌或翻侧的物件	0	0
Struck by falling object	遭堕下的物件撞击	4	2
Struck by moving vehicle	遭移动中的车辆撞倒	46	45
Contact with moving machinery or object being machined	触及开动中的机器或触及以机器制造中的物件	19	26
Drowning	遇溺	0	0
Exposure to fire	火警烧伤	0	0
Exposure to explosion	爆炸受伤	0	0
Injured by hand tool	被手工具所伤	38	21
Injured by fall of ground	泥土倾泻受伤	0	0
Asphyxiation	窒息	0	0
Contact with hot surface or substance	触及灼热表面或物质	3	2
Injured by animal	被动物所伤	5	2
Injured in workplace violence	于工作场所暴力事件中受伤	2	4
Others	其它类别	10	17 (2)
TOTAL	总数	543	569 (2)

Notes:

- Occupational injuries (including industrial accidents) are injury cases arising from work accidents, resulting in death or incapacity for work of over three days, and reported under the Employees' Compensation Ordinance.
- Figures in brackets denote the number of fatalities.
- The above injury figures are recorded as at 31 March 2011.

注释:

- 职业伤亡个案是指根据《雇员补偿条例》呈报由工作意外引致死亡或失去工作能力三天以上的受伤个案(包括工业意外个案)。
- 括号内的数字显示死亡人数。
- 上列伤亡数字为截至2011年3月31日所记录的数字。



**Occupational Injuries in Retail Trade
in 2010
- analysed by Type of Accident**

二零一零年零售业之职业伤亡个案 - 按意外类别分析

Type of Accident 意外类别		2009 二零零九年	2010 二零一零年
Trapped in or between objects	受困于物件之内或物件之间	72	47
Injured whilst lifting or carrying	提举或搬运物件时受伤	874	907
Slip, trip or fall on same level	滑倒、绊倒或在同一高度跌倒	467	510
Fall of person from height	人体从高处堕下	179	207
Striking against fixed or stationary object	与固定或不动的物件碰撞	217	253
Striking against or struck by moving object	被移动物件或与移动物件碰撞	235	269
Stepping on object	踏在物件上	8	10
Exposure to or contact with harmful substance	暴露于有害物质中或接触有害物质	17	10
Contact with electricity or electric discharge	触电或接触放出的电流	2	1
Trapped by collapsing or overturning object	受困于倒塌或翻侧的物件	0	0
Struck by falling object	遭堕下的物件撞击	62	49
Struck by moving vehicle	遭移动中的车辆撞倒	131 (2)	96 (1)
Contact with moving machinery or object being machined	触及开动中的机器或触及以机器制造中的物件	40	36
Drowning	遇溺	0	0
Exposure to fire	火警烧伤	0	1
Exposure to explosion	爆炸受伤	2	0
Injured by hand tool	被手工具所伤	316	313
Injured by fall of ground	泥土倾泻受伤	0	0
Asphyxiation	窒息	0	0
Contact with hot surface or substance	触及灼热表面或物质	30	32
Injured by animal	被动物所伤	37	17
Injured in workplace violence	于工作场所暴力事件中受伤	16	17
Others	其它类别	61 (3)	59 (3)
TOTAL	总数	2 766 (5)	2 834 (4)

Notes:

- Occupational injuries (including industrial accidents) are injury cases arising from work accidents, resulting in death or incapacity for work of over three days, and reported under the Employees' Compensation Ordinance.
- Figures in brackets denote the number of fatalities.
- The above injury figures are recorded as at 31 March 2011.

注释:

- 职业伤亡个案是指根据《雇员补偿条例》呈报由工作意外引致死亡或失去工作能力三天以上的受伤个案(包括工业意外个案)。
- 括号内的数字显示死亡人数。
- 上列伤亡数字为截至2011年3月31日所记录的数字。



**Occupational Injuries in Transport, Warehousing and Support Services for Transportation
in 2010
- analysed by Type of Accident**

二零一零年运输、货仓及运输辅助服务业之职业伤亡个案 - 按意外类别分析

Type of Accident 意外类别		2009 二零零九年	2010 二零一零年
Trapped in or between objects	受困于物件之内或物件之间	166	187 (2)
Injured whilst lifting or carrying	提举或搬运物件时受伤	1 129	1 443
Slip, trip or fall on same level	滑倒、绊倒或在同一高度跌倒	909	1 064
Fall of person from height	人体从高处堕下	226 (2)	237 (1)
Striking against fixed or stationary object	与固定或不动的物件碰撞	318	329
Striking against or struck by moving object	被移动物件或与移动物件碰撞	471 (1)	592 (2)
Stepping on object	踏在物件上	25	39
Exposure to or contact with harmful substance	暴露于有害物质中或接触有害物质	8	7
Contact with electricity or electric discharge	触电或接触放出的电流	0	2
Trapped by collapsing or overturning object	受困于倒塌或翻侧的物件	2	3
Struck by falling object	遭堕下的物件撞击	76	78
Struck by moving vehicle	遭移动中的车辆撞倒	601 (8)	606 (5)
Contact with moving machinery or object being machined	触及开动中的机器或触及以机器制造中的物件	16	16
Drowning	遇溺	2 (2)	1 (1)
Exposure to fire	火警烧伤	0	1
Exposure to explosion	爆炸受伤	0	1
Injured by hand tool	被手工具所伤	69	44
Injured by fall of ground	泥土倾泻受伤	0	0
Asphyxiation	窒息	0	0
Contact with hot surface or substance	触及灼热表面或物质	35	46
Injured by animal	被动物所伤	11	7
Injured in workplace violence	于工作场所暴力事件中受伤	69	83
Others	其它类别	113 (13)	179 (18)
TOTAL	总数	4 246 (26)	4 965 (29)

Notes:

- Occupational injuries (including industrial accidents) are injury cases arising from work accidents, resulting in death or incapacity for work of over three days, and reported under the Employees' Compensation Ordinance.
- Figures in brackets denote the number of fatalities.
- The above injury figures are recorded as at 31 March 2011.

注释:

- 职业伤亡个案是指根据《雇员补偿条例》呈报由工作意外引致死亡或失去工作能力三天以上的受伤个案(包括工业意外个案)。
- 括号内的数字显示死亡人数。
- 上列伤亡数字为截至2011年3月31日所记录的数字。



**Occupational Injuries in Accommodation Services
in 2010
- analysed by Type of Accident**

二零一零年住宿服务业之职业伤亡个案 - 按意外类别分析

Type of Accident 意外类别		2009 二零零九年	2010 二零一零年
Trapped in or between objects	受困于物件之内或物件之间	32	40
Injured whilst lifting or carrying	提举或搬运物件时受伤	268	290
Slip, trip or fall on same level	滑倒、绊倒或在同一高度跌倒	248	290
Fall of person from height	人体从高处堕下	28	26
Striking against fixed or stationary object	与固定或不动的物件碰撞	138	220
Striking against or struck by moving object	被移动物件或与移动物件碰撞	108	147
Stepping on object	踏在物件上	2	2
Exposure to or contact with harmful substance	暴露于有害物质中或接触有害物质	18	17
Contact with electricity or electric discharge	触电或接触放出的电流	0	2
Trapped by collapsing or overturning object	受困于倒塌或翻侧的物件	0	0
Struck by falling object	遭堕下的物件撞击	8	11
Struck by moving vehicle	遭移动中的车辆撞倒	31	25
Contact with moving machinery or object being machined	触及开动中的机器或触及以机器制造中的物件	11	15
Drowning	遇溺	0	0
Exposure to fire	火警烧伤	1	3
Exposure to explosion	爆炸受伤	0	1
Injured by hand tool	被手工具所伤	136	153
Injured by fall of ground	泥土倾泻受伤	0	0
Asphyxiation	窒息	0	0
Contact with hot surface or substance	触及灼热表面或物质	71	92
Injured by animal	被动物所伤	3	2
Injured in workplace violence	于工作场所暴力事件中受伤	2	6
Others	其它类别	16	19
TOTAL	总数	1 121	1 361

Notes:

- Occupational injuries (including industrial accidents) are injury cases arising from work accidents, resulting in death or incapacity for work of over three days, and reported under the Employees' Compensation Ordinance.
- Figures in brackets denote the number of fatalities.
- The above injury figures are recorded as at 31 March 2011.

注释:

- 职业伤亡个案是指根据《雇员补偿条例》呈报由工作意外引致死亡或失去工作能力三天以上的受伤个案(包括工业意外个案)。
- 括号内的数字显示死亡人数。
- 上列伤亡数字为截至2011年3月31日所记录的数字。



**Occupational Injuries in Information and Communications
in 2010**
- analysed by Type of Accident

二零一零年资讯及通讯业之职业伤亡个案 - 按意外类别分析

Type of Accident 意外类别		2009 二零零九年	2010 二零一零年
Trapped in or between objects	受困于物件之内或物件之间	8	9
Injured whilst lifting or carrying	提举或搬运物件时受伤	79	65
Slip, trip or fall on same level	滑倒、绊倒或在同一高度跌倒	114	99
Fall of person from height	人体从高处堕下	34	22
Striking against fixed or stationary object	与固定或不动的物件碰撞	26	38
Striking against or struck by moving object	被移动物件或与移动物件碰撞	25	28
Stepping on object	踏在物件上	5	4
Exposure to or contact with harmful substance	暴露于有害物质中或接触有害物质	1	1
Contact with electricity or electric discharge	触电或接触放出的电流	0	0
Trapped by collapsing or overturning object	受困于倒塌或翻侧的物件	0	0
Struck by falling object	遭堕下的物件撞击	7	6
Struck by moving vehicle	遭移动中的车辆撞倒	61	43
Contact with moving machinery or object being machined	触及开动中的机器或触及以机器制造中的物件	4	6
Drowning	遇溺	0	0
Exposure to fire	火警烧伤	0	0
Exposure to explosion	爆炸受伤	0	0
Injured by hand tool	被手工具所伤	8	11
Injured by fall of ground	泥土倾泻受伤	0	0
Asphyxiation	窒息	0	0
Contact with hot surface or substance	触及灼热表面或物质	3	4
Injured by animal	被动物所伤	2	2
Injured in workplace violence	于工作场所暴力事件中受伤	6	5
Others	其它类别	22 (1)	21 (5)
TOTAL	总数	405 (1)	364 (5)

Notes:

- Occupational injuries (including industrial accidents) are injury cases arising from work accidents, resulting in death or incapacity for work of over three days, and reported under the Employees' Compensation Ordinance.
- Figures in brackets denote the number of fatalities.
- The above injury figures are recorded as at 31 March 2011.

注释:

- 职业伤亡个案是指根据《雇员补偿条例》呈报由工作意外引致死亡或失去工作能力三天以上的受伤个案(包括工业意外个案)。
- 括号内的数字显示死亡人数。
- 上列伤亡数字为截至2011年3月31日所记录的数字。



**Occupational Injuries in Financing and Insurance
in 2010
- analysed by Type of Accident**

二零一零年金融及保险业之职业伤亡个案 - 按意外类别分析

Type of Accident 意外类别		2009 二零零九年	2010 二零一零年
Trapped in or between objects	受困于物件之内或物件之间	6	4
Injured whilst lifting or carrying	提举或搬运物件时受伤	36	43
Slip, trip or fall on same level	滑倒、绊倒或在同一高度跌倒	88	105
Fall of person from height	人体从高处堕下	4	1
Striking against fixed or stationary object	与固定或不动的物件碰撞	13	17
Striking against or struck by moving object	被移动物件或与移动物件碰撞	15	21
Stepping on object	踏在物件上	0	0
Exposure to or contact with harmful substance	暴露于有害物质中或接触有害物质	0	0
Contact with electricity or electric discharge	触电或接触放出的电流	0	0
Trapped by collapsing or overturning object	受困于倒塌或翻侧的物件	0	0
Struck by falling object	遭堕下的物件撞击	2	3
Struck by moving vehicle	遭移动中的车辆撞倒	10	12
Contact with moving machinery or object being machined	触及开动中的机器或触及以机器制造中的物件	0	1
Drowning	遇溺	0	0
Exposure to fire	火警烧伤	0	0
Exposure to explosion	爆炸受伤	0	0
Injured by hand tool	被手工具所伤	5	3
Injured by fall of ground	泥土倾泻受伤	0	0
Asphyxiation	窒息	0	0
Contact with hot surface or substance	触及灼热表面或物质	3	3
Injured by animal	被动物所伤	0	2
Injured in workplace violence	于工作场所暴力事件中受伤	1	3
Others	其它类别	24 (2)	21 (1)
TOTAL	总数	207 (2)	239 (1)

Notes:

- Occupational injuries (including industrial accidents) are injury cases arising from work accidents, resulting in death or incapacity for work of over three days, and reported under the Employees' Compensation Ordinance.
- Figures in brackets denote the number of fatalities.
- The above injury figures are recorded as at 31 March 2011.

注释:

- 职业伤亡个案是指根据《雇员补偿条例》呈报由工作意外引致死亡或失去工作能力三天以上的受伤个案(包括工业意外个案)。
- 括号内的数字显示死亡人数。
- 上列伤亡数字为截至2011年3月31日所记录的数字。



**Occupational Injuries in Real Estate
in 2010
- analysed by Type of Accident**

二零一零年地产业之职业伤亡个案 - 按意外类别分析

Type of Accident 意外类别		2009 二零零九年	2010 二零一零年
Trapped in or between objects	受困于物件之内或物件之间	55	71
Injured whilst lifting or carrying	提举或搬运物件时受伤	330	305
Slip, trip or fall on same level	滑倒、绊倒或在同一高度跌倒	796	924
Fall of person from height	人体从高处堕下	78 (1)	74 (1)
Striking against fixed or stationary object	与固定或不动的物件碰撞	143	169
Striking against or struck by moving object	被移动物件或与移动物件碰撞	131	171
Stepping on object	踏在物件上	8	16
Exposure to or contact with harmful substance	暴露于有害物质中或接触有害物质	10	15
Contact with electricity or electric discharge	触电或接触放出的电流	3	3
Trapped by collapsing or overturning object	受困于倒塌或翻侧的物件	2	0
Struck by falling object	遭堕下的物件撞击	17	23
Struck by moving vehicle	遭移动中的车辆撞倒	49	59
Contact with moving machinery or object being machined	触及开动中的机器或触及以机器制造中的物件	8	14
Drowning	遇溺	0	0
Exposure to fire	火警烧伤	0	0
Exposure to explosion	爆炸受伤	1	0
Injured by hand tool	被手工具所伤	51	42
Injured by fall of ground	泥土倾泻受伤	0	0
Asphyxiation	窒息	0	0
Contact with hot surface or substance	触及灼热表面或物质	16	17
Injured by animal	被动物所伤	28	21
Injured in workplace violence	于工作场所暴力事件中受伤	74 (1)	66 (1)
Others	其它类别	89 (13)	83 (11)
TOTAL	总数	1 889 (15)	2 073 (13)

Notes:

- Occupational injuries (including industrial accidents) are injury cases arising from work accidents, resulting in death or incapacity for work of over three days, and reported under the Employees' Compensation Ordinance.
- Figures in brackets denote the number of fatalities.
- The above injury figures are recorded as at 31 March 2011.

注释:

- 职业伤亡个案是指根据《雇员补偿条例》呈报由工作意外引致死亡或失去工作能力三天以上的受伤个案(包括工业意外个案)。
- 括号内的数字显示死亡人数。
- 上列伤亡数字为截至2011年3月31日所记录的数字。



**Occupational Injuries in Education
in 2010
- analysed by Type of Accident**

二零一零年教育之职业伤亡个案 - 按意外类别分析

Type of Accident 意外类别		2009 二零零九年	2010 二零一零年
Trapped in or between objects	受困于物件之内或物件之间	23	22
Injured whilst lifting or carrying	提举或搬运物件时受伤	284	333
Slip, trip or fall on same level	滑倒、绊倒或在同一高度跌倒	436	481
Fall of person from height	人体从高处堕下	76	63
Striking against fixed or stationary object	与固定或不动的物件碰撞	61	79
Striking against or struck by moving object	被移动物件或与移动物件碰撞	104	129
Stepping on object	踏在物件上	5	6
Exposure to or contact with harmful substance	暴露于有害物质中或接触有害物质	9	15
Contact with electricity or electric discharge	触电或接触放出的电流	1	1
Trapped by collapsing or overturning object	受困于倒塌或翻侧的物件	0	0
Struck by falling object	遭堕下的物件撞击	13	9
Struck by moving vehicle	遭移动中的车辆撞倒	16	24
Contact with moving machinery or object being machined	触及开动中的机器或触及以机器制造中的物件	9	5
Drowning	遇溺	0	0
Exposure to fire	火警烧伤	0	0
Exposure to explosion	爆炸受伤	0	0
Injured by hand tool	被手工具所伤	38	38
Injured by fall of ground	泥土倾泻受伤	0	0
Asphyxiation	窒息	0	0
Contact with hot surface or substance	触及灼热表面或物质	21	14
Injured by animal	被动物所伤	7	8
Injured in workplace violence	于工作场所暴力事件中受伤	32	42 (1)
Others	其它类别	95 (4)	102 (2)
TOTAL	总数	1 230 (4)	1 371 (3)

Notes:

- Occupational injuries (including industrial accidents) are injury cases arising from work accidents, resulting in death or incapacity for work of over three days, and reported under the Employees' Compensation Ordinance.
- Figures in brackets denote the number of fatalities.
- The above injury figures are recorded as at 31 March 2011.

注释:

- 职业伤亡个案是指根据《雇员补偿条例》呈报由工作意外引致死亡或失去工作能力三天以上的受伤个案(包括工业意外个案)。
- 括号内的数字显示死亡人数。
- 上列伤亡数字为截至2011年3月31日所记录的数字。



**Occupational Injuries in Human Health Services
in 2010
- analysed by Type of Accident**

二零一零年人类保健服务业之职业伤亡个案 - 按意外类别分析

Type of Accident 意外类别		2009 二零零九年	2010 二零一零年
Trapped in or between objects	受困于物件之内或物件之间	54	43
Injured whilst lifting or carrying	提举或搬运物件时受伤	517	599
Slip, trip or fall on same level	滑倒、绊倒或在同一高度跌倒	323	355
Fall of person from height	人体从高处堕下	20	21
Striking against fixed or stationary object	与固定或不动的物件碰撞	98	137
Striking against or struck by moving object	被移动物件或与移动物件碰撞	140	146
Stepping on object	踏在物件上	9	4
Exposure to or contact with harmful substance	暴露于有害物质中或接触有害物质	24	17
Contact with electricity or electric discharge	触电或接触放出的电流	0	1
Trapped by collapsing or overturning object	受困于倒塌或翻侧的物件	0	0
Struck by falling object	遭堕下的物件撞击	13	6
Struck by moving vehicle	遭移动中的车辆撞倒	65	61
Contact with moving machinery or object being machined	触及开动中的机器或触及以机器制造中的物件	5	3
Drowning	遇溺	0	0
Exposure to fire	火警烧伤	0	2
Exposure to explosion	爆炸受伤	0	0
Injured by hand tool	被手工具所伤	95	80
Injured by fall of ground	泥土倾泻受伤	0	0
Asphyxiation	窒息	0	0
Contact with hot surface or substance	触及灼热表面或物质	26	30
Injured by animal	被动物所伤	0	5
Injured in workplace violence	于工作场所暴力事件中受伤	113	141
Others	其它类别	98 (2)	92 (1)
TOTAL	总数	1 600 (2)	1 743 (1)

Notes:

- Occupational injuries (including industrial accidents) are injury cases arising from work accidents, resulting in death or incapacity for work of over three days, and reported under the Employees' Compensation Ordinance.
- Figures in brackets denote the number of fatalities.
- The above injury figures are recorded as at 31 March 2011.

注释:

- 职业伤亡个案是指根据《雇员补偿条例》呈报由工作意外引致死亡或失去工作能力三天以上的受伤个案(包括工业意外个案)。
- 括号内的数字显示死亡人数。
- 上列伤亡数字为截至2011年3月31日所记录的数字。



**Occupational Injuries in Social Work Services
in 2010
- analysed by Type of Accident**

二零一零年社会工作服务业之职业伤亡个案 - 按意外类别分析

Type of Accident 意外类别		2009 二零零九年	2010 二零一零年
Trapped in or between objects	受困于物件之内或物件之间	46	33
Injured whilst lifting or carrying	提举或搬运物件时受伤	462	535
Slip, trip or fall on same level	滑倒、绊倒或在同一高度跌倒	334	394
Fall of person from height	人体从高处堕下	34	32
Striking against fixed or stationary object	与固定或不动的物件碰撞	84	111
Striking against or struck by moving object	被移动物件或与移动物件碰撞	106	115
Stepping on object	踏在物件上	5	4
Exposure to or contact with harmful substance	暴露于有害物质中或接触有害物质	12	7
Contact with electricity or electric discharge	触电或接触放出的电流	0	0
Trapped by collapsing or overturning object	受困于倒塌或翻侧的物件	2 (1)	0
Struck by falling object	遭堕下的物件撞击	8	8
Struck by moving vehicle	遭移动中的车辆撞倒	34	35
Contact with moving machinery or object being machined	触及开动中的机器或触及以机器制造中的物件	8	11
Drowning	遇溺	0	1 (1)
Exposure to fire	火警烧伤	0	2
Exposure to explosion	爆炸受伤	0	0
Injured by hand tool	被手工具所伤	82	75
Injured by fall of ground	泥土倾泻受伤	0	0
Asphyxiation	窒息	0	0
Contact with hot surface or substance	触及灼热表面或物质	75	63
Injured by animal	被动物所伤	9	6
Injured in workplace violence	于工作场所暴力事件中受伤	123	129
Others	其它类别	73	81
TOTAL	总数	1 497 (1)	1 642 (1)

Notes:

- Occupational injuries (including industrial accidents) are injury cases arising from work accidents, resulting in death or incapacity for work of over three days, and reported under the Employees' Compensation Ordinance.
- Figures in brackets denote the number of fatalities.
- The above injury figures are recorded as at 31 March 2011.

注释:

- 职业伤亡个案是指根据《雇员补偿条例》呈报由工作意外引致死亡或失去工作能力三天以上的受伤个案(包括工业意外个案)。
- 括号内的数字显示死亡人数。
- 上列伤亡数字为截至2011年3月31日所记录的数字。



**Occupational Injuries in Professional and Business Services (excluding Pest Control and Cleaning Services)
in 2010
- analysed by Type of Accident**

二零一零年专业及商用服务业(病媒防治及清洁服务除外)之职业伤亡个案 - 按意外类别分析

Type of Accident 意外类别		2009 二零零九年	2010 二零一零年
Trapped in or between objects	受困于物件之内或物件之间	71	76
Injured whilst lifting or carrying	提举或搬运物件时受伤	329	321
Slip, trip or fall on same level	滑倒、绊倒或在同一高度跌倒	710	771
Fall of person from height	人体从高处堕下	70 (1)	68 (2)
Striking against fixed or stationary object	与固定或不动的物件碰撞	135	155
Striking against or struck by moving object	被移动物件或与移动物件碰撞	185	180
Stepping on object	踏在物件上	6	8
Exposure to or contact with harmful substance	暴露于有害物质中或接触有害物质	15	6
Contact with electricity or electric discharge	触电或接触放出的电流	3	1
Trapped by collapsing or overturning object	受困于倒塌或翻侧的物件	0	0
Struck by falling object	遭堕下的物件撞击	21	15
Struck by moving vehicle	遭移动中的车辆撞倒	207	201 (5)
Contact with moving machinery or object being machined	触及开动中的机器或触及以机器制造中的物件	28	32
Drowning	遇溺	0	1 (1)
Exposure to fire	火警烧伤	2	3
Exposure to explosion	爆炸受伤	0	2
Injured by hand tool	被手工具所伤	58	56
Injured by fall of ground	泥土倾泻受伤	0	0
Asphyxiation	窒息	0	0
Contact with hot surface or substance	触及灼热表面或物质	21	21
Injured by animal	被动物所伤	43	41
Injured in workplace violence	于工作场所暴力事件中受伤	74	68 (2)
Others	其它类别	90 (10)	112 (12)
TOTAL	总数	2 068 (11)	2 138 (22)

Notes:

- Occupational injuries (including industrial accidents) are injury cases arising from work accidents, resulting in death or incapacity for work of over three days, and reported under the Employees' Compensation Ordinance.
- Figures in brackets denote the number of fatalities.
- The above injury figures are recorded as at 31 March 2011.

注释:

- 职业伤亡个案是指根据《雇员补偿条例》呈报由工作意外引致死亡或失去工作能力三天以上的受伤个案(包括工业意外个案)。
- 括号内的数字显示死亡人数。
- 上列伤亡数字为截至2011年3月31日所记录的数字。



**Occupational Injuries in Pest Control and Cleaning Services
in 2010
- analysed by Type of Accident**

二零一零年病媒防治及清洁服务业之职业伤亡个案 - 按意外类别分析

Type of Accident 意外类别		2009 二零零九年	2010 二零一零年
Trapped in or between objects	受困于物件之内或物件之间	117	105
Injured whilst lifting or carrying	提举或搬运物件时受伤	575	632
Slip, trip or fall on same level	滑倒、绊倒或在同一高度跌倒	822	839
Fall of person from height	人体从高处堕下	45	44 (1)
Striking against fixed or stationary object	与固定或不动的物件碰撞	197	206
Striking against or struck by moving object	被移动物件或与移动物件碰撞	210	247
Stepping on object	踏在物件上	13	10
Exposure to or contact with harmful substance	暴露于有害物质中或接触有害物质	56	55
Contact with electricity or electric discharge	触电或接触放出的电流	0	0
Trapped by collapsing or overturning object	受困于倒塌或翻侧的物件	0	0
Struck by falling object	遭堕下的物件撞击	27	22
Struck by moving vehicle	遭移动中的车辆撞倒	82 (1)	95
Contact with moving machinery or object being machined	触及开动中的机器或触及以机器制造中的物件	1	5
Drowning	遇溺	0	0
Exposure to fire	火警烧伤	0	0
Exposure to explosion	爆炸受伤	0	0
Injured by hand tool	被手工具所伤	19	15
Injured by fall of ground	泥土倾泻受伤	0	0
Asphyxiation	窒息	0	0
Contact with hot surface or substance	触及灼热表面或物质	20	23
Injured by animal	被动物所伤	28	34
Injured in workplace violence	于工作场所暴力事件中受伤	15	24
Others	其它类别	51 (6)	70 (8)
TOTAL	总数	2 278 (7)	2 426 (9)

Notes:

- Occupational injuries (including industrial accidents) are injury cases arising from work accidents, resulting in death or incapacity for work of over three days, and reported under the Employees' Compensation Ordinance.
- Figures in brackets denote the number of fatalities.
- The above injury figures are recorded as at 31 March 2011.

注释:

- 职业伤亡个案是指根据《雇员补偿条例》呈报由工作意外引致死亡或失去工作能力三天以上的受伤个案(包括工业意外个案)。
- 括号内的数字显示死亡人数。
- 上列伤亡数字为截至2011年3月31日所记录的数字。



**Industrial Accidents in All Industrial Undertakings
in 2010
- analysed by Industry**

二零一零年所有工业经营之工业意外个案 - 按行业分析

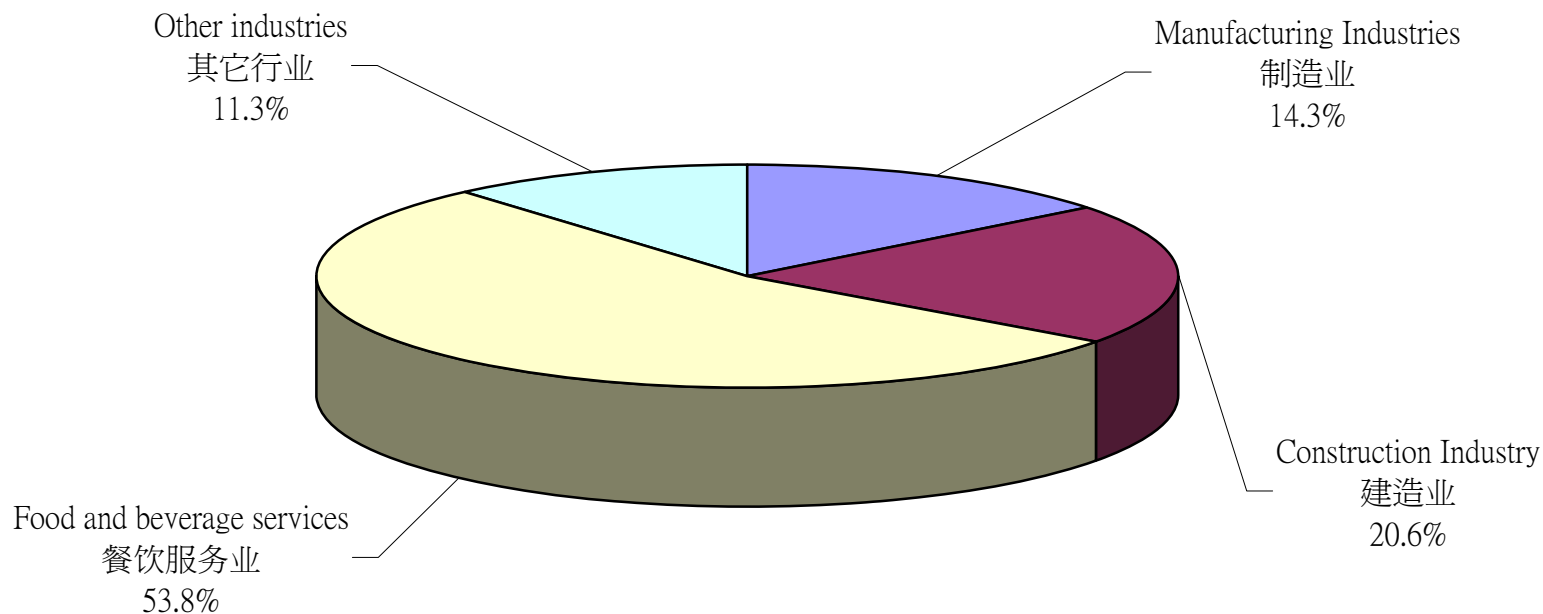
Industry 行业	2009 二零零九年	2010 二零一零年
I. Manufacturing 制造业	<u>1 991</u> (1)	<u>2 009</u> (1)
7 Major Manufacturing Industries 七大制造业		
Textiles 纺织品	85	66
Wearing apparel 成衣	47	40
Electronics 电子	78	73
Fabricated metal products 金属制品	43	46
Rubber and plastics products 橡胶及塑胶产品	46	35
Shipbuilding and shiprepairing 造船及修船	76	55
Printing and reproduction of recorded media 印刷及已储录资料媒体的复制	170	155
II. Construction 建筑业	<u>2 755</u> (19)	<u>2 884</u> (9)
III. Food and beverage services 餐饮服务	<u>7 470</u>	<u>7 541</u>
IV. Other industries 其它行业	<u>1 384</u> (1)	<u>1 581</u> (8)
TOTAL 总数	<u>13 600</u> (21)	<u>14 015</u> (18)

- Notes:
1. Industrial accidents refer to injuries and deaths arising from industrial activities in industrial undertakings as defined under the Factories and Industrial Undertakings Ordinance.
 2. Figures in brackets denote the number of fatalities.
 3. The above accident figures are recorded as at 31 March 2011.
 4. The above statistics are compiled based on the Hong Kong Standard Industrial Classification Version 2.0.

- 注释:
1. 工业意外是指在《工厂及工业经营条例》所界定的工业经营内发生的受伤或死亡意外，而这些意外是因工业活动而引致的。
 2. 括号内的数字显示死亡人数。
 3. 上列意外数字为截至2011年3月31日所记录的数字。
 4. 以上的统计数字是按《香港标准行业分类2.0版》编制。



二零一零年所有工业经营之工业意外个案 - 按行业分析
Industrial Accidents in All Industrial Undertakings in 2010 - analysed by Industry



■ Manufacturing Industries 制造业

■ Construction Industry 建造业

■ Food and beverage services 餐饮服务业

■ Other industries 其它行业



**Industrial Accidents in All Industrial Undertakings
in 2010
- analysed by Type of Accident**

二零一零年所有工业经营之工业意外个案 - 按意外类别分析

Type of Accident 意外类别		2009 二零零九年		2010 二零一零年	
Trapped in or between objects	受困于物件之内或物件之间	333		328	(3)
Injured whilst lifting or carrying	提举或搬运物件时受伤	2 763		2 840	
Slip, trip or fall on same level	滑倒、绊倒或在同一高度跌倒	2 212		2 343	
Fall of person from height	人体从高处堕下	579	(15)	572	(6)
Striking against fixed or stationary object	与固定或不动的物件碰撞	1 127		1 366	
Striking against or struck by moving object	被移动物件或与移动物件碰撞	1 242	(2)	1 309	(3)
Stepping on object	踏在物件上	48		58	
Exposure to or contact with harmful substance	暴露于有害物质中或接触有害物质	97		102	
Contact with electricity or electric discharge	触电或接触放出的电流	12	(1)	13	(1)
Trapped by collapsing or overturning object	受困于倒塌或翻侧的物件	2		4	(1)
Struck by falling object	遭堕下的物件撞击	175	(1)	142	
Struck by moving vehicle	遭移动中的车辆撞倒	151		131	(1)
Contact with moving machinery or object being machined	触及开动中的机器或触及以机器制造中的物件	542	(1)	590	(2)
Drowning	遇溺	1	(1)	1	(1)
Exposure to fire	火警烧伤	33		26	
Exposure to explosion	爆炸受伤	6		5	
Injured by hand tool	被手工具所伤	2 281		2 158	
Injured by fall of ground	泥土倾泻受伤	1		0	
Asphyxiation	窒息	0		0	
Contact with hot surface or substance	触及灼热表面或物质	1 839		1 869	
Injured by animal	被动物所伤	59		34	
Injured in workplace violence	于工作场所暴力事件中受伤	0		0	
Others	其它类别	97		124	
TOTAL	总数	13 600	(21)	14 015	(18)

Notes:

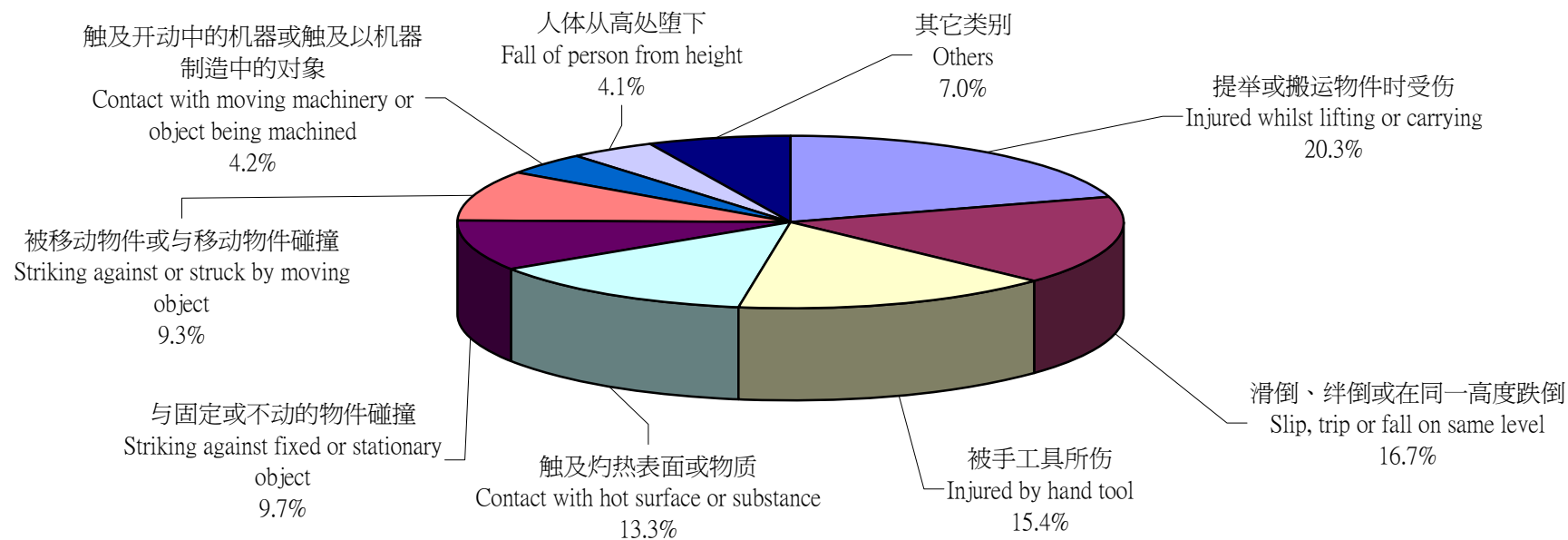
1. Industrial accidents refer to injuries and deaths arising from industrial activities in industrial undertakings as defined under the Factories and Industrial Undertakings Ordinance.
2. Figures in brackets denote the number of fatalities.
3. The above accident figures are recorded as at 31 March 2011.

注释:

1. 工业意外是指在《工厂及工业经营条例》所界定的工业经营内发生的受伤或死亡意外，而这些意外是因工业活动而引致的。
2. 括号内的数字显示死亡人数。
3. 上列意外数字为截至2011年3月31日所记录的数字。



二零一零年所有工业经营之工业意外个案 - 按意外类别分析
Industrial Accidents in All Industrial Undertakings in 2010 - analysed by Type of Accident



- Injured whilst lifting or carrying 提举或搬运物件时受伤
- Slip, trip or fall on same level 滑倒、绊倒或在同一高度跌倒
- Injured by hand tool 被手工具所伤
- Contact with hot surface or substance 触及灼热表面或物质
- Striking against fixed or stationary object 与固定或不动的物件碰撞
- Striking against or struck by moving object 被移动物件或与移动物件碰撞
- Contact with moving machinery or object being machined 触及开动中的机器或触及以机器制造中的对象
- Fall of person from height 人体从高处堕下
- Others 其它类别



**Industrial Accidents in Manufacturing Industry
in 2010
- analysed by Type of Accident**

二零一零年制造业之工业意外个案 - 按意外类别分析

Type of Accident 意外类别	2009 二零零九年	2010 二零一零年
Trapped in or between objects 受困于物件之内或物件之间	69	68
Injured whilst lifting or carrying 提举或搬运物件时受伤	489	558
Slip, trip or fall on same level 滑倒、绊倒或在同一高度跌倒	303	299
Fall of person from height 人体从高处堕下	46	48
Striking against fixed or stationary object 与固定或不动的物件碰撞	208	203
Striking against or struck by moving object 被移动物件或与移动物件碰撞	242	239
Stepping on object 踏在物件上	12	11
Exposure to or contact with harmful substance 暴露于有害物质中或接触有害物质	18	20
Contact with electricity or electric discharge 触电或接触放出的电流	3	1
Trapped by collapsing or overturning object 受困于倒塌或翻侧的物件	0	0
Struck by falling object 遭堕下的物件撞击	31	24
Struck by moving vehicle 遭移动中的车辆撞倒	49	50
Contact with moving machinery or object being machined 触及开动中的机器或触及以机器制造中的物件	226	204
Drowning 遇溺	0	0
Exposure to fire 火警烧伤	4	5
Exposure to explosion 爆炸受伤	0	0
Injured by hand tool 被手工具所伤	174	154
Injured by fall of ground 泥土倾泻受伤	0	0
Asphyxiation 窒息	0	0
Contact with hot surface or substance 触及灼热表面或物质	102	100
Injured by animal 被动物所伤	0	0
Injured in workplace violence 于工作场所暴力事件中受伤	0	0
Others 其它类别	15	25
TOTAL 总数	1 991	2 009

Notes:

1. Industrial accidents refer to injuries and deaths arising from industrial activities in industrial undertakings as defined under the Factories and Industrial Undertakings Ordinance.
2. Figures in brackets denote the number of fatalities.
3. The above accident figures are recorded as at 31 March 2011.

注释:

1. 工业意外是指在《工厂及工业经营条例》所界定的工业经营内发生的受伤或死亡意外，而这些意外是因工业活动而引致的。
2. 括号内的数字显示死亡人数。
3. 上列意外数字为截至2011年3月31日所记录的数字。



**Industrial Accidents in Textiles Industry
in 2010
- analysed by Type of Accident**

二零一零年纺织品制造业之工业意外个案 - 按意外类别分析

Type of Accident 意外类别	2009 二零零九年	2010 二零一零年
Trapped in or between objects 受困于物件之内或物件之间	2	2
Injured whilst lifting or carrying 提举或搬运物件时受伤	18	13
Slip, trip or fall on same level 滑倒、绊倒或在同一高度跌倒	12	9
Fall of person from height 人体从高处堕下	1	4
Striking against fixed or stationary object 与固定或不动的物件碰撞	6	7
Striking against or struck by moving object 被移动物件或与移动物件碰撞	10	7
Stepping on object 踏在物件上	1	1
Exposure to or contact with harmful substance 暴露于有害物质中或接触有害物质	1	2
Contact with electricity or electric discharge 触电或接触放出的电流	0	0
Trapped by collapsing or overturning object 受困于倒塌或翻侧的物件	0	0
Struck by falling object 遭堕下的物件撞击	1	0
Struck by moving vehicle 遭移动中的车辆撞倒	0	3
Contact with moving machinery or object being machined 触及开动中的机器或触及以机器制造中的物件	21	7
Drowning 遇溺	0	0
Exposure to fire 火警烧伤	0	0
Exposure to explosion 爆炸受伤	0	0
Injured by hand tool 被手工具所伤	7	9
Injured by fall of ground 泥土倾泻受伤	0	0
Asphyxiation 窒息	0	0
Contact with hot surface or substance 触及灼热表面或物质	4	2
Injured by animal 被动物所伤	0	0
Injured in workplace violence 于工作场所暴力事件中受伤	0	0
Others 其它类别	1	0
TOTAL 总数	85	66

Notes:

1. Industrial accidents refer to injuries and deaths arising from industrial activities in industrial undertakings as defined under the Factories and Industrial Undertakings Ordinance.
2. Figures in brackets denote the number of fatalities.
3. The above accident figures are recorded as at 31 March 2011.

注释:

1. 工业意外是指在《工厂及工业经营条例》所界定的工业经营内发生的受伤或死亡意外，而这些意外是因工业活动而引致的。
2. 括号内的数字显示死亡人数。
3. 上列意外数字为截至2011年3月31日所记录的数字。



**Industrial Accidents in Wearing Apparel Industry
in 2010
- analysed by Type of Accident**

二零一零年成衣制造业之工业意外个案 - 按意外类别分析

Type of Accident 意外类别	2009 二零零九年	2010 二零一零年
Trapped in or between objects 受困于物件之内或物件之间	1	1
Injured whilst lifting or carrying 提举或搬运物件时受伤	16	13
Slip, trip or fall on same level 滑倒、绊倒或在同一高度跌倒	6	3
Fall of person from height 人体从高处堕下	1	1
Striking against fixed or stationary object 与固定或不动的物件碰撞	4	2
Striking against or struck by moving object 被移动物件或与移动物件碰撞	3	2
Stepping on object 踏在物件上	0	0
Exposure to or contact with harmful substance 暴露于有害物质中或接触有害物质	0	0
Contact with electricity or electric discharge 触电或接触放出的电流	1	0
Trapped by collapsing or overturning object 受困于倒塌或翻侧的物件	0	0
Struck by falling object 遭堕下的物件撞击	2	0
Struck by moving vehicle 遭移动中的车辆撞倒	0	2
Contact with moving machinery or object being machined 触及开动中的机器或触及以机器制造中的物件	9	12
Drowning 遇溺	0	0
Exposure to fire 火警烧伤	0	0
Exposure to explosion 爆炸受伤	0	0
Injured by hand tool 被手工具所伤	2	4
Injured by fall of ground 泥土倾泻受伤	0	0
Asphyxiation 窒息	0	0
Contact with hot surface or substance 触及灼热表面或物质	1	0
Injured by animal 被动物所伤	0	0
Injured in workplace violence 于工作场所暴力事件中受伤	0	0
Others 其它类别	1	0
TOTAL 总数	47	40

Notes:

1. Industrial accidents refer to injuries and deaths arising from industrial activities in industrial undertakings as defined under the Factories and Industrial Undertakings Ordinance.
2. Figures in brackets denote the number of fatalities.
3. The above accident figures are recorded as at 31 March 2011.

注释:

1. 工业意外是指在《工厂及工业经营条例》所界定的工业经营内发生的受伤或死亡意外，而这些意外是因工业活动而引致的。
2. 括号内的数字显示死亡人数。
3. 上列意外数字为截至2011年3月31日所记录的数字。



**Industrial Accidents in Electronics Industry
in 2010
- analysed by Type of Accident**

二零一零年电子业之工业意外个案 - 按意外类别分析

Type of Accident 意外类别		2009 二零零九年	2010 二零一零年
Trapped in or between objects	受困于物件之内或物件之间	2	2
Injured whilst lifting or carrying	提举或搬运物件时受伤	17	31
Slip, trip or fall on same level	滑倒、绊倒或在同一高度跌倒	16	5
Fall of person from height	人体从高处堕下	2	0
Striking against fixed or stationary object	与固定或不动的物件碰撞	10	7
Striking against or struck by moving object	被移动物件或与移动物件碰撞	11	8
Stepping on object	踏在物件上	0	0
Exposure to or contact with harmful substance	暴露于有害物质中或接触有害物质	6	1
Contact with electricity or electric discharge	触电或接触放出的电流	0	1
Trapped by collapsing or overturning object	受困于倒塌或翻侧的物件	0	0
Struck by falling object	遭堕下的物件撞击	1	0
Struck by moving vehicle	遭移动中的车辆撞倒	1	1
Contact with moving machinery or object being machined	触及开动中的机器或触及以机器制造中的物件	5	10
Drowning	遇溺	0	0
Exposure to fire	火警烧伤	1	0
Exposure to explosion	爆炸受伤	0	0
Injured by hand tool	被手工具所伤	4	5
Injured by fall of ground	泥土倾泻受伤	0	0
Asphyxiation	窒息	0	0
Contact with hot surface or substance	触及灼热表面或物质	0	0
Injured by animal	被动物所伤	0	0
Injured in workplace violence	于工作场所暴力事件中受伤	0	0
Others	其它类别	2	2
TOTAL	总数	78	73

Notes:

1. Industrial accidents refer to injuries and deaths arising from industrial activities in industrial undertakings as defined under the Factories and Industrial Undertakings Ordinance.
2. Figures in brackets denote the number of fatalities.
3. The above accident figures are recorded as at 31 March 2011.

注释:

1. 工业意外是指在《工厂及工业经营条例》所界定的工业经营内发生的受伤或死亡意外，而这些意外是因工业活动而引致的。
2. 括号内的数字显示死亡人数。
3. 上列意外数字为截至2011年3月31日所记录的数字。



**Industrial Accidents in Fabricated Metal Products Industry
in 2010
- analysed by Type of Accident**

二零一零年金属制品制造业之工业意外个案 - 按意外类别分析

Type of Accident 意外类别	2009 二零零九年	2010 二零一零年
Trapped in or between objects 受困于物件之内或物件之间	1	3
Injured whilst lifting or carrying 提举或搬运物件时受伤	14	18
Slip, trip or fall on same level 滑倒、绊倒或在同一高度跌倒	3	3
Fall of person from height 人体从高处堕下	0	0
Striking against fixed or stationary object 与固定或不动的物件碰撞	9	2
Striking against or struck by moving object 被移动物件或与移动物件碰撞	7	5
Stepping on object 踏在物件上	1	0
Exposure to or contact with harmful substance 暴露于有害物质中或接触有害物质	0	0
Contact with electricity or electric discharge 触电或接触放出的电流	0	0
Trapped by collapsing or overturning object 受困于倒塌或翻侧的物件	0	0
Struck by falling object 遭堕下的物件撞击	0	1
Struck by moving vehicle 遭移动中的车辆撞倒	0	0
Contact with moving machinery or object being machined 触及开动中的机器或触及以机器制造中的物件	6	12
Drowning 遇溺	0	0
Exposure to fire 火警烧伤	0	0
Exposure to explosion 爆炸受伤	0	0
Injured by hand tool 被手工具所伤	2	0
Injured by fall of ground 泥土倾泻受伤	0	0
Asphyxiation 窒息	0	0
Contact with hot surface or substance 触及灼热表面或物质	0	1
Injured by animal 被动物所伤	0	0
Injured in workplace violence 于工作场所暴力事件中受伤	0	0
Others 其它类别	0	1
TOTAL 总数	43	46

Notes:

1. Industrial accidents refer to injuries and deaths arising from industrial activities in industrial undertakings as defined under the Factories and Industrial Undertakings Ordinance.
2. Figures in brackets denote the number of fatalities.
3. The above accident figures are recorded as at 31 March 2011.

注释:

1. 工业意外是指在《工厂及工业经营条例》所界定的工业经营内发生的受伤或死亡意外，而这些意外是因工业活动而引致的。
2. 括号内的数字显示死亡人数。
3. 上列意外数字为截至2011年3月31日所记录的数字。



**Industrial Accidents in Rubber and Plastics Products Industry
in 2010
- analysed by Type of Accident**

二零一零年橡胶及塑胶产品制造业之工业意外个案 - 按意外类别分析

Type of Accident 意外类别	2009 二零零九年	2010 二零一零年
Trapped in or between objects 受困于物件之内或物件之间	2	1
Injured whilst lifting or carrying 提举或搬运物件时受伤	9	6
Slip, trip or fall on same level 滑倒、绊倒或在同一高度跌倒	5	3
Fall of person from height 人体从高处堕下	0	2
Striking against fixed or stationary object 与固定或不动的物件碰撞	2	2
Striking against or struck by moving object 被移动物件或与移动物件碰撞	10	10
Stepping on object 踏在物件上	1	0
Exposure to or contact with harmful substance 暴露于有害物质中或接触有害物质	0	0
Contact with electricity or electric discharge 触电或接触放出的电流	0	0
Trapped by collapsing or overturning object 受困于倒塌或翻侧的物件	0	0
Struck by falling object 遭堕下的物件撞击	2	1
Struck by moving vehicle 遭移动中的车辆撞倒	1	1
Contact with moving machinery or object being machined 触及开动中的机器或触及以机器制造中的物件	9	5
Drowning 遇溺	0	0
Exposure to fire 火警烧伤	0	0
Exposure to explosion 爆炸受伤	0	0
Injured by hand tool 被手工具所伤	3	3
Injured by fall of ground 泥土倾泻受伤	0	0
Asphyxiation 窒息	0	0
Contact with hot surface or substance 触及灼热表面或物质	2	1
Injured by animal 被动物所伤	0	0
Injured in workplace violence 于工作场所暴力事件中受伤	0	0
Others 其它类别	0	0
TOTAL 总数	46	35

Notes:

1. Industrial accidents refer to injuries and deaths arising from industrial activities in industrial undertakings as defined under the Factories and Industrial Undertakings Ordinance.
2. Figures in brackets denote the number of fatalities.
3. The above accident figures are recorded as at 31 March 2011.

注释:

1. 工业意外是指在《工厂及工业经营条例》所界定的工业经营内发生的受伤或死亡意外，而这些意外是因工业活动而引致的。
2. 括号内的数字显示死亡人数。
3. 上列意外数字为截至2011年3月31日所记录的数字。



**Industrial Accidents in Shipbuilding and Shiprepairing Industry
in 2010**

- analysed by Type of Accident

二零一零年造船及修船业之工业意外个案 - 按意外类别分析

Type of Accident 意外类别		2009 二零零九年	2010 二零一零年
Trapped in or between objects	受困于物件之内或物件之间	4	0
Injured whilst lifting or carrying	提举或搬运物件时受伤	13	15
Slip, trip or fall on same level	滑倒、绊倒或在同一高度跌倒	12	10
Fall of person from height	人体从高处堕下	7	1
Striking against fixed or stationary object	与固定或不动的物件碰撞	10	6
Striking against or struck by moving object	被移动物件或与移动物件碰撞	15	14
Stepping on object	踏在物件上	0	0
Exposure to or contact with harmful substance	暴露于有害物质中或接触有害物质	0	0
Contact with electricity or electric discharge	触电或接触放出的电流	0	0
Trapped by collapsing or overturning object	受困于倒塌或翻侧的物件	0	0
Struck by falling object	遭堕下的物件撞击	1	3
Struck by moving vehicle	遭移动中的车辆撞倒	0	0
Contact with moving machinery or object being machined	触及开动中的机器或触及以机器制造中的物件	4	3
Drowning	遇溺	0	0
Exposure to fire	火警烧伤	0	0
Exposure to explosion	爆炸受伤	0	0
Injured by hand tool	被手工具所伤	8	3
Injured by fall of ground	泥土倾泻受伤	0	0
Asphyxiation	窒息	0	0
Contact with hot surface or substance	触及灼热表面或物质	2	0
Injured by animal	被动物所伤	0	0
Injured in workplace violence	于工作场所暴力事件中受伤	0	0
Others	其它类别	0	0
TOTAL	总数	76	55

Notes:

1. Industrial accidents refer to injuries and deaths arising from industrial activities in industrial undertakings as defined under the Factories and Industrial Undertakings Ordinance.
2. Figures in brackets denote the number of fatalities.
3. The above accident figures are recorded as at 31 March 2011.

注释:

1. 工业意外是指在《工厂及工业经营条例》所界定的工业经营内发生的受伤或死亡意外，而这些意外是因工业活动而引致的。
2. 括号内的数字显示死亡人数。
3. 上列意外数字为截至2011年3月31日所记录的数字。



**Industrial Accidents in Printing and Reproduction of Recorded Media Industry
in 2010**

- analysed by Type of Accident

二零一零年印刷及已儲錄資料媒体的复制业之工业意外个案 - 按意外类别分析

Type of Accident 意外类别		2009 二零零九年	2010 二零一零年
Trapped in or between objects	受困于物件之内或物件之间	4	1
Injured whilst lifting or carrying	提举或搬运物件时受伤	31	50
Slip, trip or fall on same level	滑倒、绊倒或在同一高度跌倒	19	25
Fall of person from height	人体从高处堕下	4	4
Striking against fixed or stationary object	与固定或不动的物件碰撞	26	14
Striking against or struck by moving object	被移动物件或与移动物件碰撞	11	13
Stepping on object	踏在物件上	0	0
Exposure to or contact with harmful substance	暴露于有害物质中或接触有害物质	1	0
Contact with electricity or electric discharge	触电或接触放出的电流	0	0
Trapped by collapsing or overturning object	受困于倒塌或翻侧的物件	0	0
Struck by falling object	遭堕下的物件撞击	0	0
Struck by moving vehicle	遭移动中的车辆撞倒	3	2
Contact with moving machinery or object being machined	触及开动中的机器或触及以机器制造中的物件	55	30
Drowning	遇溺	0	0
Exposure to fire	火警烧伤	0	1
Exposure to explosion	爆炸受伤	0	0
Injured by hand tool	被手工具所伤	14	10
Injured by fall of ground	泥土倾泻受伤	0	0
Asphyxiation	窒息	0	0
Contact with hot surface or substance	触及灼热表面或物质	1	1
Injured by animal	被动物所伤	0	0
Injured in workplace violence	于工作场所暴力事件中受伤	0	0
Others	其它类别	1	4
TOTAL	总数	170	155

Notes:

1. Industrial accidents refer to injuries and deaths arising from industrial activities in industrial undertakings as defined under the Factories and Industrial Undertakings Ordinance.
2. Figures in brackets denote the number of fatalities.
3. The above accident figures are recorded as at 31 March 2011.

注释:

1. 工业意外是指在《工厂及工业经营条例》所界定的工业经营内发生的受伤或死亡意外，而这些意外是因工业活动而引致的。
2. 括号内的数字显示死亡人数。
3. 上列意外数字为截至2011年3月31日所记录的数字。



**Industrial Accidents in Construction Industry
in 2010
- analysed by Type of Accident**

二零一零年建筑业之工业意外个案 - 按意外类别分析

Type of Accident 意外类别		2009 二零零九年	2010 二零一零年
Trapped in or between objects	受困于物件之内或物件之间	93	85
Injured whilst lifting or carrying	提举或搬运物件时受伤	576	546
Slip, trip or fall on same level	滑倒、绊倒或在同一高度跌倒	513	573
Fall of person from height	人体从高处堕下	397 (15)	406 (6)
Striking against fixed or stationary object	与固定或不动的物件碰撞	219	302
Striking against or struck by moving object	被移动物件或与移动物件碰撞	424 (2)	442
Stepping on object	踏在物件上	19	27
Exposure to or contact with harmful substance	暴露于有害物质中或接触有害物质	8	7
Contact with electricity or electric discharge	触电或接触放出的电流	5	7 (1)
Trapped by collapsing or overturning object	受困于倒塌或翻侧的物件	0	1
Struck by falling object	遭堕下的物件撞击	87 (1)	75
Struck by moving vehicle	遭移动中的车辆撞倒	17	7
Contact with moving machinery or object being machined	触及开动中的机器或触及以机器制造中的物件	199	245 (2)
Drowning	遇溺	1 (1)	0
Exposure to fire	火警烧伤	8	5
Exposure to explosion	爆炸受伤	4	3
Injured by hand tool	被手工具所伤	137	102
Injured by fall of ground	泥土倾泻受伤	1	0
Asphyxiation	窒息	0	0
Contact with hot surface or substance	触及灼热表面或物质	21	20
Injured by animal	被动物所伤	0	0
Injured in workplace violence	于工作场所暴力事件中受伤	0	0
Others	其它类别	26	31
TOTAL	总数	2 755 (19)	2 884 (9)

Notes:

1. Industrial accidents refer to injuries and deaths arising from industrial activities in industrial undertakings as defined under the Factories and Industrial Undertakings Ordinance.
2. Figures in brackets denote the number of fatalities.
3. The above accident figures are recorded as at 31 March 2011.

注释:

1. 工业意外是指在《工厂及工业经营条例》所界定的工业经营内发生的受伤或死亡意外，而这些意外是因工业活动而引致的。
2. 括号内的数字显示死亡人数。
3. 上列意外数字为截至2011年3月31日所记录的数字。



**Industrial Accidents in Food and Beverage Services
in 2010
- analysed by Type of Accident**

二零一零年餐饮服务之工业意外个案 - 按意外类别分析

Type of Accident 意外类别		2009 二零零九年	2010 二零一零年
Trapped in or between objects	受困于物件之内或物件之间	102	96
Injured whilst lifting or carrying	提举或搬运物件时受伤	1 251	1 205
Slip, trip or fall on same level	滑倒、绊倒或在同一高度跌倒	1 192	1 219
Fall of person from height	人体从高处堕下	58	44
Striking against fixed or stationary object	与固定或不动的物件碰撞	567	735
Striking against or struck by moving object	被移动物件或与移动物件碰撞	338	341
Stepping on object	踏在物件上	5	8
Exposure to or contact with harmful substance	暴露于有害物质中或接触有害物质	61	70
Contact with electricity or electric discharge	触电或接触放出的电流	4	3
Trapped by collapsing or overturning object	受困于倒塌或翻侧的物件	0	0
Struck by falling object	遭堕下的物件撞击	31	20
Struck by moving vehicle	遭移动中的车辆撞倒	36	23
Contact with moving machinery or object being machined	触及开动中的机器或触及以机器制造中的物件	93	94
Drowning	遇溺	0	0
Exposure to fire	火警烧伤	21	14
Exposure to explosion	爆炸受伤	1	0
Injured by hand tool	被手工具所伤	1 911	1 862
Injured by fall of ground	泥土倾泻受伤	0	0
Asphyxiation	窒息	0	0
Contact with hot surface or substance	触及灼热表面或物质	1 702	1 729
Injured by animal	被动物所伤	59	34
Injured in workplace violence	于工作场所暴力事件中受伤	0	0
Others	其它类别	38	44
TOTAL	总数	7 470	7 541

Notes:

1. Industrial accidents refer to injuries and deaths arising from industrial activities in industrial undertakings as defined under the Factories and Industrial Undertakings Ordinance.
2. Figures in brackets denote the number of fatalities.
3. The above accident figures are recorded as at 31 March 2011.

注释:

1. 工业意外是指在《工厂及工业经营条例》所界定的工业经营内发生的受伤或死亡意外，而这些意外是因工业活动而引致的。
2. 括号内的数字显示死亡人数。
3. 上列意外数字为截至2011年3月31日所记录的数字。



Statistics of Confirmed Occupational Diseases (excluding Silicosis, Asbestosis, Mesothelioma, Occupational Deafness and Gas Poisoning) by Industry in 2010

二零一零年各行业中经证实为职业病的个案数字统计(矽肺病、石棉沉着病、间皮瘤、职业性失聪及气体中毒除外)

Industry Section 行业主类	Occupational Disease Codes (2009) 职业病译码(二零零九年)						Occupational Disease Codes (2010) 职业病译码(二零一零年)					
	3	8	14	16	40	Total 总数	3	8	14	16	40	Total 总数
Agriculture, forestry and fishing 农业、林业及渔业	0	0	0	0	0	0	0	0	0	0	0	0
Mining and quarrying 采矿及采石业	0	0	0	0	0	0	0	0	0	0	0	0
Manufacturing 制造业	0	4	0	0	0	4	0	5	0	0	0	5
Electricity, gas and waste management 电力、燃气及废弃物管理	0	0	0	0	0	0	0	0	0	0	0	0
Construction 建筑业	1	0	0	0	3	4	0	0	0	0	1	1
Import/export, wholesale and retail trades 进出口贸易、批发及零售业	0	3	0	0	1	4	0	8	0	3	0	11
Transportation, storage, postal and courier services 运输、仓库、邮政及速递服务	0	3	0	0	0	3	0	3	0	0	0	3
Accommodation and food services 住宿及膳食服务	0	7	0	0	1	8	0	4	0	0	1	5
Information and communications 资讯及通讯	0	1	0	0	0	1	0	0	0	0	0	0
Financing and insurance 金融及保险	0	0	0	0	0	0	0	1	0	0	0	1
Real estate 地产	0	1	0	0	0	1	0	0	0	0	0	0
Professional and business services 专业及商用服务	0	0	0	0	0	0	0	4	0	0	0	4
Public administration, and social and personal services 公共行政以及社会及个人服务	0	20	18	0	4	42	1	23	11	0	3	38
Other industries 其它行业	0	0	0	0	1	1	0	0	0	0	0	0
Total 总数	1	39	18	0	10	68	1	48	11	3	5	68

Occupational Disease Codes
3 = Compressed Air Illness
8 = Tenosynovitis of the Hand or Forearm
14 = Tuberculosis
16 = *Streptococcus suis* Infection
40 = Occupational Dermatitis

职业病译码
3 = 气压病
8 = 手部或前臂腱鞘炎
14 = 结核病
16 = 猪型链球菌感染
40 = 职业性皮肤病

Notes:

- 1) For information on silicosis, asbestosis and mesothelioma, please refer to the Pneumoconiosis Compensation Fund Board.
- 2) For information on occupational deafness, please refer to the Occupational Deafness Compensation Board.
- 3) The distribution of confirmed occupational diseases in 2009 in various industries has been revised in February 2011.

附注：

- 1) 有关矽肺病、石棉沉着病及间皮瘤，请参考肺尘埃沉着病补偿基金委员会所发表的资料。
- 2) 有关职业性失聪，请参考职业性失聪补偿管理局所发表的数据。
- 3) 二零零九年经证实为职业病的个案在各行业的分布在二零一一年二月曾作修订。



Number of Confirmed Occupational Diseases in 2010

二零一零年经证实为职业病的个案数字

Occupational Disease 职业病	2009 二零零九年	2010 二零一零年
Occupational Deafness 职业性失聪 ¹	77	70
Silicosis 矽肺病	86	61
Tenosynovitis of the Hand or Forearm 手部或前臂腱鞘炎	39	48
Mesothelioma 间皮瘤	15	12
Tuberculosis 结核病	18	11
Occupational Dermatitis 职业性皮肤病	10	5
Gas Poisoning 气体中毒 ²	17 (5)	17 (8)
<i>Streptococcus suis</i> Infection 猪型链球菌感染	0	3
Asbestosis 石棉沉着病	5	1
Compressed Air Illness 气压病	1	1
Total 总数	268	229

Notes:

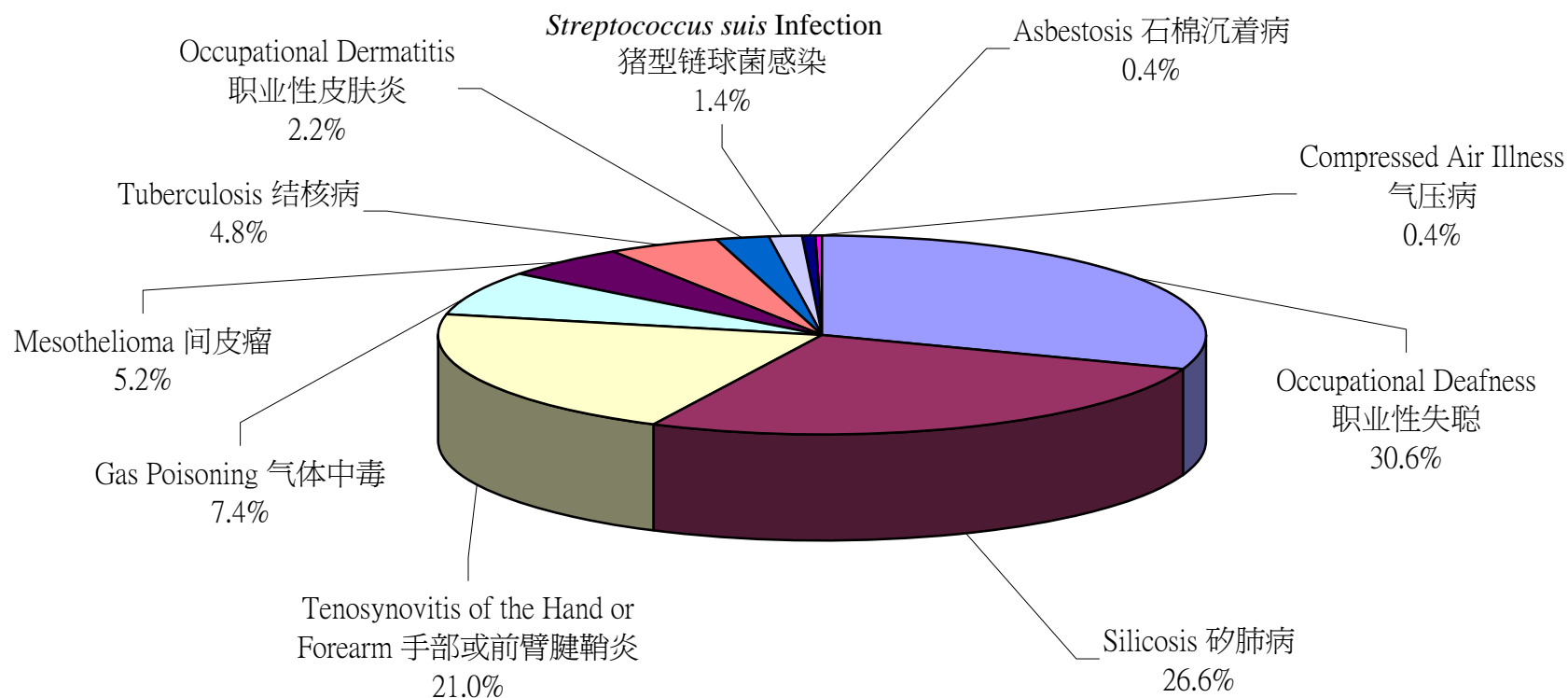
1. The coverage of the Occupational Deafness (Compensation) Ordinance has been extended to employees with noise-induced monaural hearing loss in April 2010. In 2010, there were 510 such cases.
2. The figure in bracket denotes the number of incidents.

附注：

1. 《职业性失聪(补偿)条例》的补偿范围已在2010年4月延伸至罹患噪音引致单耳失聪的雇员。在2010年，该些个案共有510宗。
2. 括号中的数字为事件次数。



二零一零年经证实为职业病的个案数字 **Number of Confirmed Occupational Diseases in 2010**



Occupational Deafness 职业性失聪	Silicosis 矽肺病
Tenosynovitis of the Hand or Forearm 手部或前臂腱鞘炎	Gas Poisoning 气体中毒
Mesothelioma 间皮瘤	Tuberculosis 结核病
Occupational Dermatitis 职业性皮肤病	<i>Streptococcus suis</i> Infection 猪型链球菌感染
Asbestosis 石棉沉着病	Compressed Air Illness 气压病



Industrial Accidents in Construction Industry (2001 - 2010) 建筑业之工业意外数字 (2001 - 2010)

	2001	2002	2003	2004	2005	2006	2007	2008	2009	2010
No. of Accidents 意外数目	9 206	6 239	4 367	3 833	3 548	3 400	3 042	3 033	2 755	2 884
No. of Fatalities 致命意外数目	28	24	25	17	25	16	19	20	19	9
Employment Size 受雇人数	80 302	73 223	64 112	63 520	59 266	52 865	50 185	49 422	50 501	55 341
Acc. rate/1 000 Workers 每1 000工人计的意外率	114.6	85.2	68.1	60.3	59.9	64.3	60.6	61.4	54.6	52.1
Fatality rate/1 000 Workers 每1 000工人计的致命意外率	0.349	0.328	0.390	0.268	0.422	0.303	0.379	0.405	0.376	0.163

Notes:

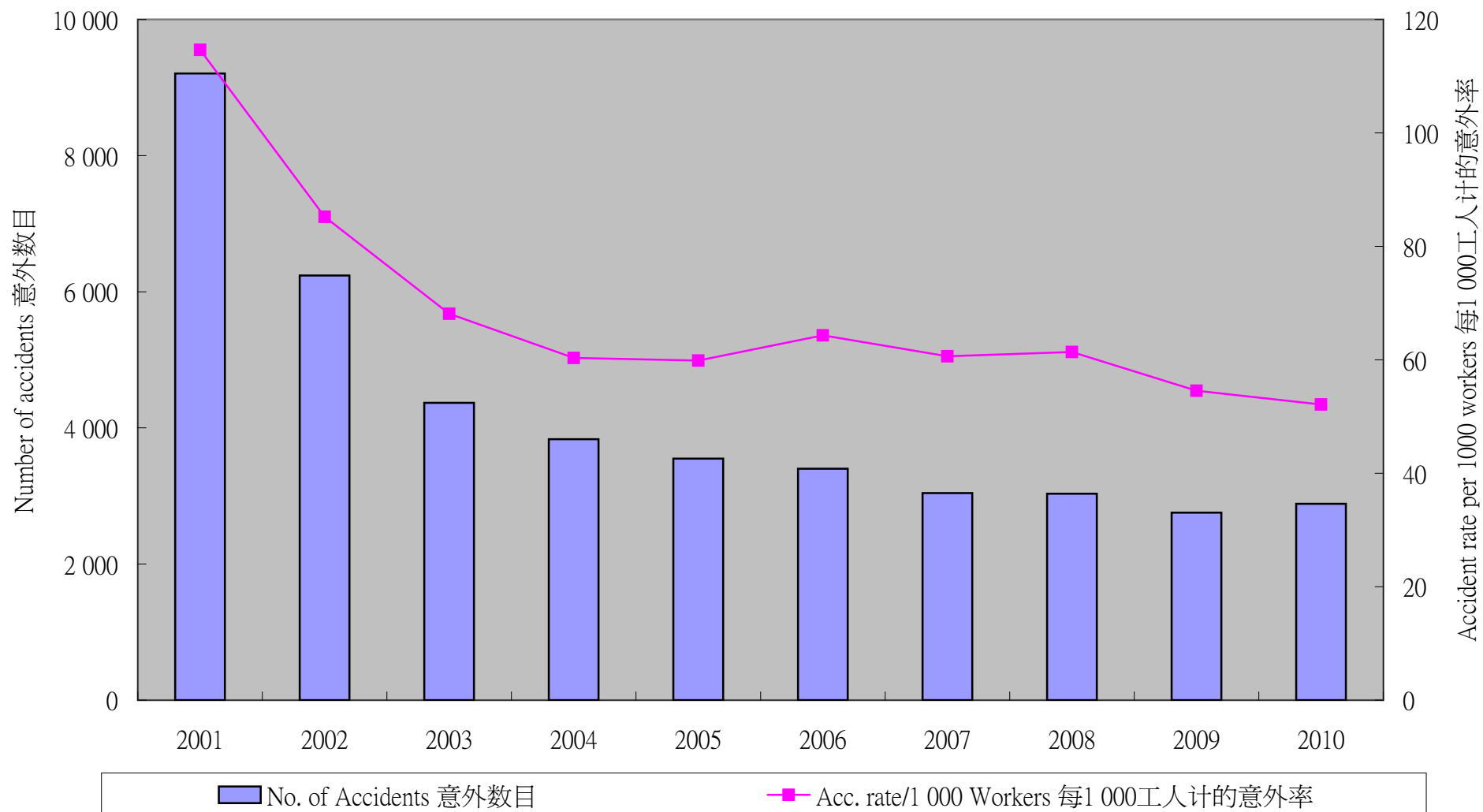
1. The statistics prior to 2009 are compiled based on Hong Kong Standard Industrial Classification (HSIC) Version 1.1 while the statistics from 2009 onwards are compiled based on HSIC Version 2.0.
2. Employment size only covers manual workers on construction sites.
3. Employment size for calculating the accident rate per 1 000 workers are based on the **Quarterly Report of Employment and Vacancies Statistics** published by the Census and Statistics Department (C&SD). Since 2009, the Quarterly Survey of Employment and Vacancies (SEV) conducted by the C&SD has been enhanced to adopt the Hong Kong Standard Industrial Classification (HSIC) Version 2.0 to replace the HSIC Version 1.1 in compiling the statistics on the number of establishments, persons engaged and vacancies. Hence, the employment size from 2009 onwards are in HSIC Version 2.0.
4. The SEV coverage for Construction Industry under HSIC Version 1.1 and HSIC Version 2.0 are the same.

注释:

1. 2009年以前的统计数字是根据《香港标准行业分类1.1版》编制，而2009年起的统计数字是根据《香港标准行业分类2.0版》编制。
2. 受雇人数只包括在建筑地盘工作的工人。
3. 用以计算每1 000名工人计意外率之受雇人数资料源自政府统计处发表的《就业及空缺按季统计报告》。由2009年开始，政府统计处所进行的「雇佣及职位空缺按季统计调查」已采用《香港标准行业分类2.0版》编制机构单位数目、就业人数及职位空缺数目的统计数字，以取替沿用的《香港标准行业分类1.1版》。由2009年开始，受雇人数是按《香港标准行业分类2.0版》编制。
4. 「雇佣及职位空缺按季统计调查」中的建筑业在《香港标准行业分类1.1版》和《香港标准行业分类2.0版》的涵盖范围是相同。



建造业之工业意外数字 (2001 - 2010)
Industrial Accidents in Construction Industry (2001 - 2010)





Industrial Accidents in Catering Industry (1999 - 2008) 饮食业之工业意外数字(1999 - 2008)

	1999	2000	2001	2002	2003	2004	2005	2006	2007	2008
No. of Accidents 意外数目	12 549	12 621	11 914	10 149	8 527	9 410	8 902	9 294	8 876	8 049
No. of Fatalities 致命意外数目	0	2	0	0	0	0	0	0	0	0
Total No. of Workers 工人总数	187 614	190 685	193 881	185 395	171 999	182 791	188 157	196 935	204 020	207 735
Acc. rate/1 000 Workers 每1 000工人计的意外率	66.9	66.2	61.5	54.7	49.6	51.5	47.3	47.2	43.5	38.7
Fatality rate/1 000 Workers 每1 000工人计的致命意外率	0.000	0.010	0.000	0.000	0.000	0.000	0.000	0.000	0.000	0.000

Notes:

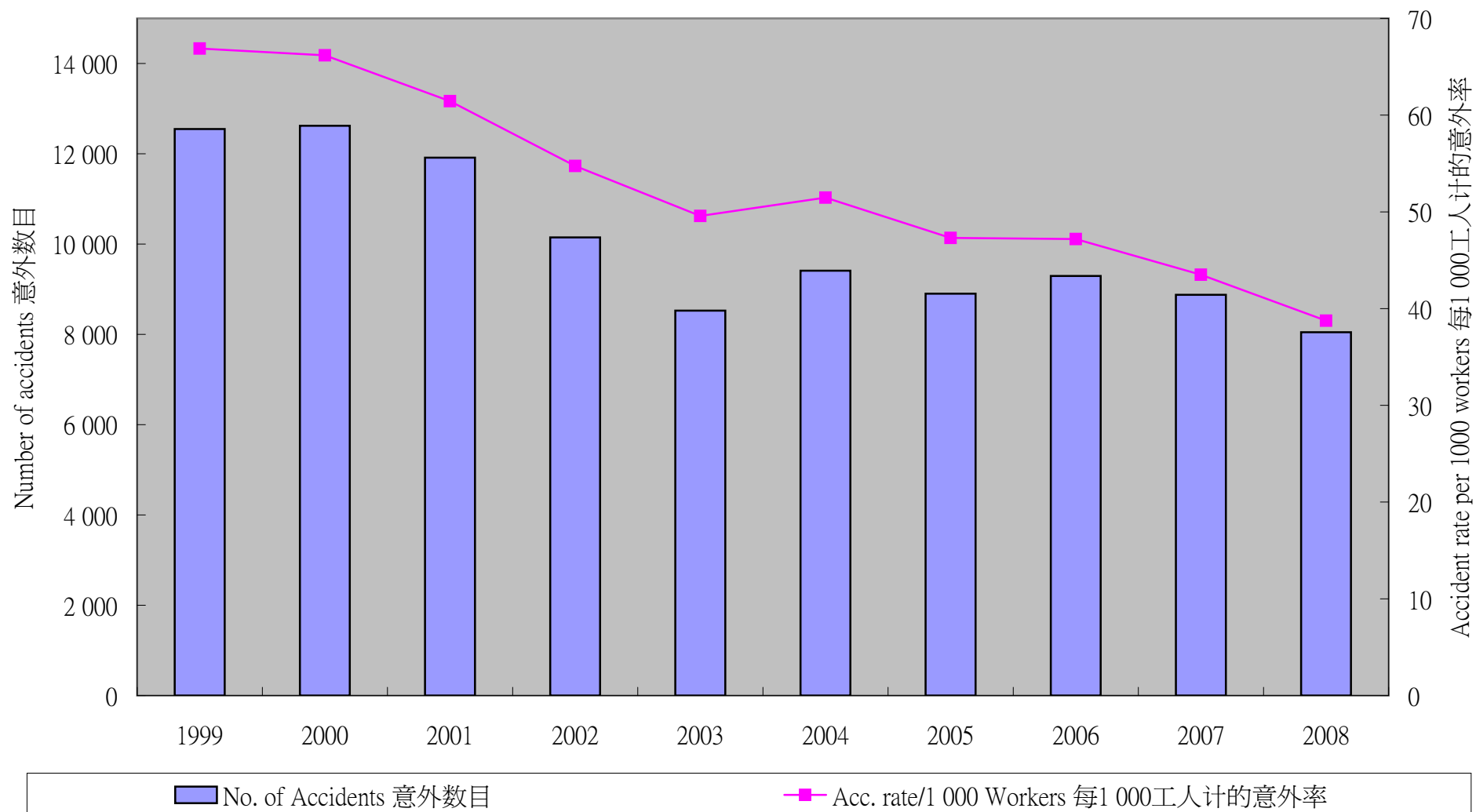
1. The statistics are compiled based on Hong Kong Standard Industrial Classification Version 1.1.
2. Employment size for calculating the accident rate per 1 000 workers are based on the Quarterly Report of Employment and Vacancies Statistics published by the Census and Statistics Department (C&SD).

注释:

1. 统计数字是根据《香港标准行业分类1.1版》编制。
2. 用以计算每1 000名工人计意外率之受雇人数资料源自政府统计处发表的《就业及空缺按季统计报告》。



饮食业之工业意外数字(1999 - 2008)
Industrial Accidents in Catering Industry (1999 - 2008)





Industrial Accidents in Food and Beverage Services (2009 - 2010)

餐饮业之工业意外数字 (2009 - 2010)

	2009	2010
No. of Accidents 意外数目	7 470	7 541
No. of Fatalities 致命意外数目	0	0
Employment Size 受雇人数	209 365	217 088
Acc. rate/1 000 Workers 每1 000工人计的意外率	35.7	34.7
Fatality rate/1 000 Workers 每1 000工人计的致命意外率	0.000	0.000

Notes:

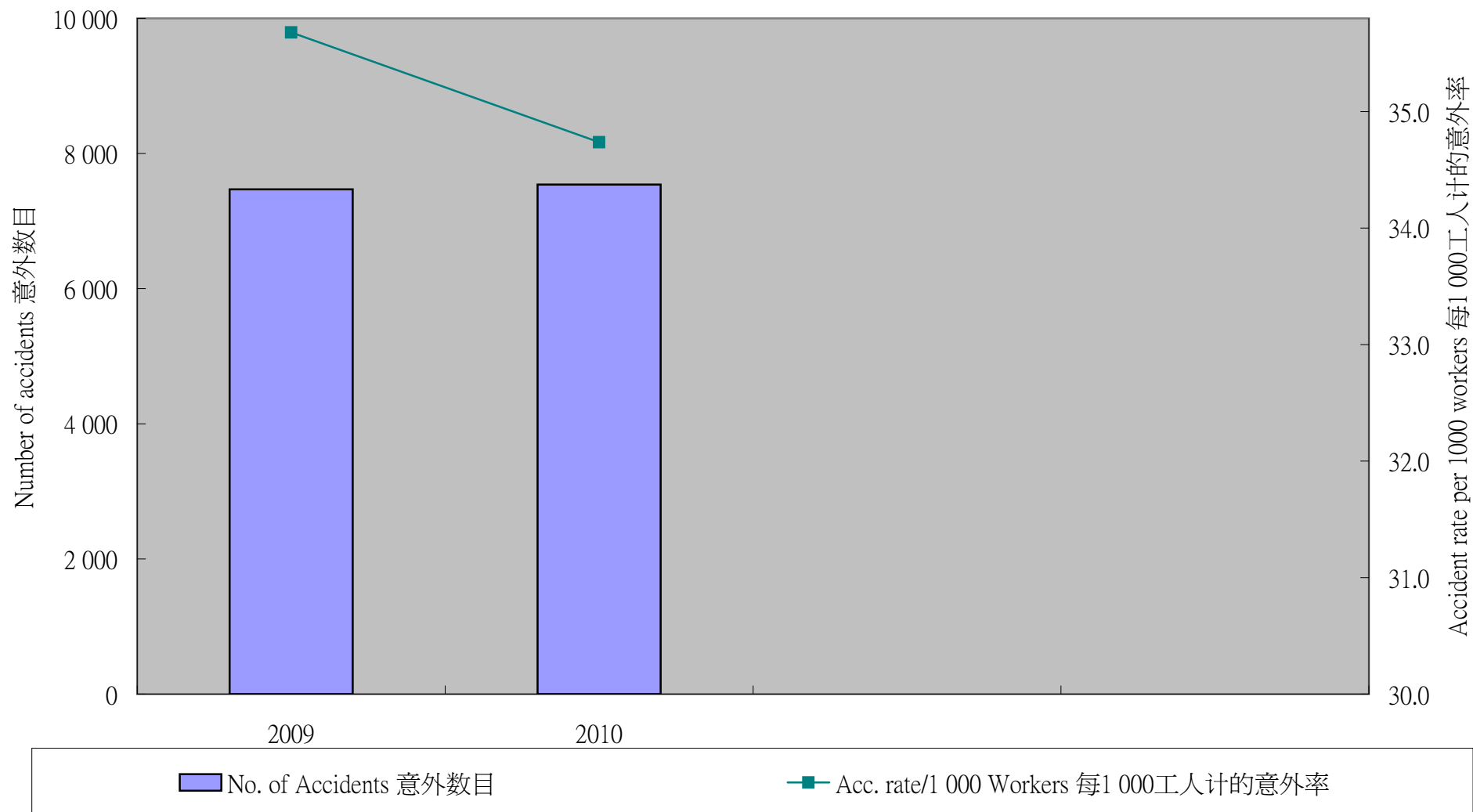
1. The statistics are compiled based on Hong Kong Standard Industrial Classification (HSIC) Version 2.0.
2. Employment size for calculating the accident rate per 1 000 workers are based on the **Quarterly Report of Employment and Vacancies Statistics** published by the Census and Statistics Department (C&SD). Since 2009, the Quarterly Survey of Employment and Vacancies (SEV) conducted by the C&SD has been enhanced to adopt the HSIC Version 2.0 to replace the HSIC Version 1.1 in compiling the statistics on the number of establishments, persons engaged and vacancies. Hence, the employment size from 2009 onwards are in HSIC Version 2.0.
3. The statistics from 2009 onwards cannot be compared with those of previous years due to the changes in coverage of individual industries (except Construction Industry) in HSIC Version 2.0.

注释:

1. 统计数字是根据《香港标准行业分类2.0版》编制。
2. 用以计算每1 000名工人计意外率之受雇人数资料来源政府统计处发表的《就业及空缺按季统计报告》。由2009年开始，政府统计处所进行的「雇佣及职位空缺按季统计调查」已采用《香港标准行业分类2.0版》编制机构单位数目、就业人数及职位空缺数目的统计数字，以取替沿用的《香港标准行业分类1.1版》。由2009年开始，受雇人数是按《香港标准行业分类2.0版》编制。
3. 由于《香港标准行业分类2.0版》改变了个别行业涵盖范围（建筑业除外），因此2009年起的统计数字不能与过往年份的数字作全面比较。



餐饮业之工业意外数字 (2009 - 2010)
Industrial Accidents in Food and Beverage Services (2009 - 2010)





Industrial Accidents in Manufacturing Industry (1999 - 2008) 制造业之工业意外数字(1999 - 2008)

	1999	2000	2001	2002	2003	2004	2005	2006	2007	2008
No. of Accidents 意外数目	5 499	5 436	4 385	3 636	2 719	2 936	2 912	2 949	2 735	2 467
No. of Fatalities 致命意外数目	2	3	3	0	2	2	0	6	3	2
Total No. of Workers 工人总数	247 830	232 039	211 995	193 013	173 133	167 952	164 668	160 505	157 001	151 618
Acc. rate/1 000 Workers 每1 000工人计的意外率	22.2	23.4	20.7	18.8	15.7	17.5	17.7	18.4	17.4	16.3
Fatality rate/1 000 Workers 每1 000工人计的致命意外率	0.008	0.013	0.014	0.000	0.012	0.012	0.000	0.037	0.019	0.013

Notes:

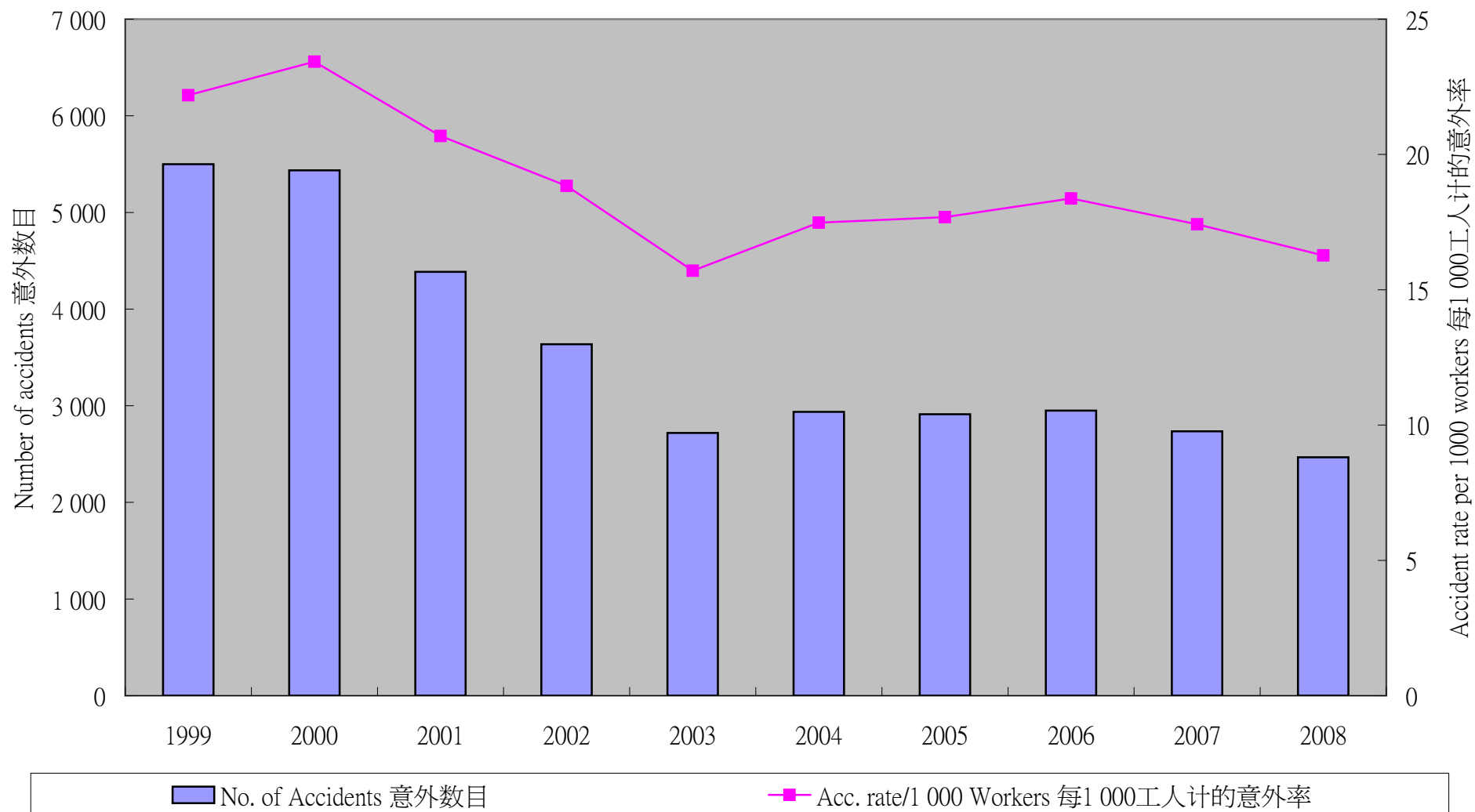
1. The statistics are compiled based on Hong Kong Standard Industrial Classification Version 1.1.
2. Employment size for calculating the accident rate per 1 000 workers are based on the Quarterly Report of Employment and Vacancies Statistics published by the Census and Statistics Department (C&SD).

注释:

1. 统计数字是根据《香港标准行业分类1.1版》编制。
2. 用以计算每1 000名工人计意外率之受雇人数资料源自政府统计处发表的《就业及空缺按季统计报告》。



制造业之工业意外数字(1999 - 2008)
Industrial Accidents in Manufacturing Industry (1999 - 2008)





Industrial Accidents in Manufacturing Industry (2009 - 2010) 制造业之工业意外数字 (2009 - 2010)

	2009	2010
No. of Accidents 意外数目	1 991	2 009
No. of Fatalities 致命意外数目	1	1
Employment Size 受雇人数	124 990	119 415
Acc. rate/1 000 Workers 每1 000工人计的意外率	15.9	16.8
Fatality rate/1 000 Workers 每1 000工人计的致命意外率	0.008	0.008

Notes:

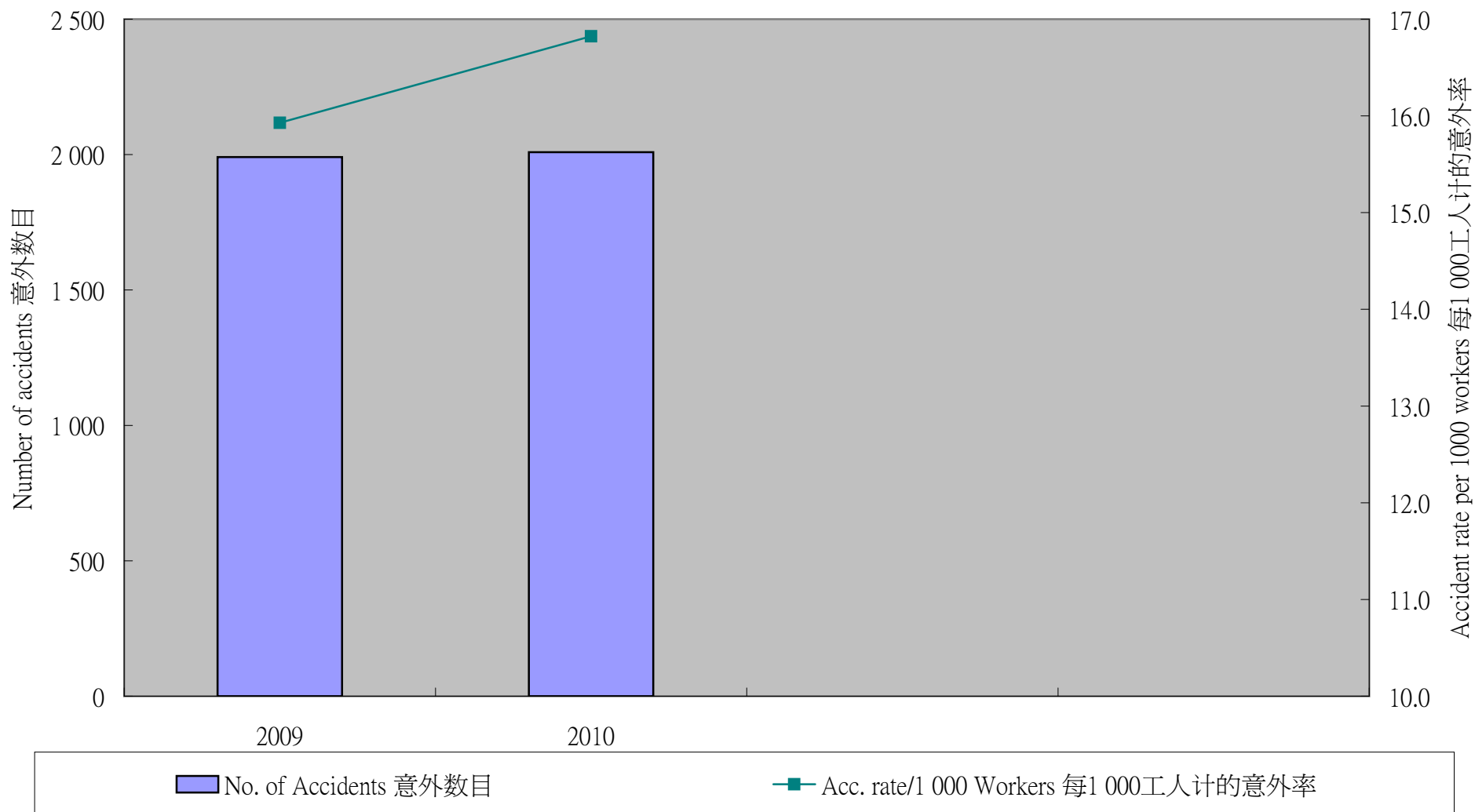
1. The statistics are compiled based on Hong Kong Standard Industrial Classification (HSIC) Version 2.0.
2. Employment size for calculating the accident rate per 1 000 workers are based on the Quarterly Report of Employment and Vacancies Statistics published by the Census and Statistics Department (C&SD). Since 2009, the Quarterly Survey of Employment and Vacancies (SEV) conducted by the C&SD has been enhanced to adopt the HSIC Version 2.0 to replace the HSIC Version 1.1 in compiling the statistics on the number of establishments, persons engaged and vacancies. Hence, the employment size from 2009 onwards are in HSIC Version 2.0.
3. The statistics from 2009 onwards cannot be compared with those of previous years due to the changes in coverage of individual industries (except Construction Industry) in HSIC Version 2.0.

注释:

1. 统计数字是根据《香港标准行业分类2.0版》编制。
2. 用以计算每1 000名工人计意外率之受雇人数资料来源自政府统计处发表的《就业及空缺按季统计报告》。由2009年开始，政府统计处所进行的「雇佣及职位空缺按季统计调查」已采用《香港标准行业分类2.0版》编制机构单位数目、就业人数及职位空缺数目的统计数字，以取替沿用的《香港标准行业分类1.1版》。由2009年开始，受雇人数是按《香港标准行业分类2.0版》编制。
3. 由于《香港标准行业分类2.0版》改变了个别行业涵盖范围（建筑业除外），因此2009年起的统计数字不能与过往年份的数字作全面比较。



制造业之工业意外数字 (2009 - 2010)
Industrial Accidents in Manufacturing Industry (2009 - 2010)





Industrial Accidents in Major Industries (1999 - 2008)

主要行业之工业意外数字(1999 - 2008)

	1999	2000	2001	2002	2003	2004	2005	2006	2007	2008
No. of Accidents 意外数目										
Construction Industry 建筑业	14 078	11 925	9 206	6 239	4 367	3 833	3 548	3 400	3 042	3 033
Catering Industry 饮食业	12 549	12 621	11 914	10 149	8 527	9 410	8 902	9 294	8 876	8 049
Manufacturing Industry 制造业	5 499	5 436	4 385	3 636	2 719	2 936	2 912	2 949	2 735	2 467
Acc. Rate/1 000 Workers 每1 000工人计的意外率										
Construction Industry 建筑业	198.4	149.8	114.6	85.2	68.1	60.3	59.9	64.3	60.6	61.4
Catering Industry 饮食业	66.9	66.2	61.5	54.7	49.6	51.5	47.3	47.2	43.5	38.7
Manufacturing Industry 制造业	22.2	23.4	20.7	18.8	15.7	17.5	17.7	18.4	17.4	16.3

Notes:

1. The statistics are compiled based on Hong Kong Standard Industrial Classification (HSIC) Version 1.1.
2. Employment size for calculating the accident rate per 1 000 workers are based on the Quarterly Report of Employment and Vacancies Statistics published by the Census and Statistics Department (C&SD).

注释:

1. 统计数字是根据《香港标准行业分类1.1版》编制。
2. 用以计算每1 000名工人计意外率之受雇人数资料源自政府统计处发表的《就业及空缺按季统计报告》。



Industrial Accidents in Major Industries (2009 - 2010) 主要行业之工业意外数字 (2009 - 2010)

	2009	2010
No. of Accidents 意外数目		
Construction Industry 建筑业	2 755	2 884
Food and Beverage Services 餐饮服务业	7 470	7 541
Manufacturing Industry 制造业	1 991	2 009
Acc. Rate/1 000 Workers 每1 000工人计的意外率		
Construction Industry 建筑业	54.6	52.1
Food and Beverage Services 餐饮服务业	35.7	34.7
Manufacturing Industry 制造业	15.9	16.8

Notes:

1. The statistics are compiled based on Hong Kong Standard Industrial Classification (HSIC) Version 2.0.
2. Employment size for calculating the accident rate per 1 000 workers are based on the Quarterly Report of Employment and Vacancies Statistics published by the Census and Statistics Department (C&SD). Since 2009, the Quarterly Survey of Employment and Vacancies (SEV) conducted by the C&SD has been enhanced to adopt the HSIC Version 2.0 to replace the HSIC Version 1.1 in compiling the statistics on the number of establishments, persons engaged and vacancies. Hence, the employment size from 2009 onwards are in HSIC Version 2.0.
3. The statistics from 2009 onwards cannot be compared with those of previous years due to the changes in coverage of individual industries (except Construction Industry) in HSIC Version 2.0.
4. The SEV coverage for Construction Industry under HSIC Version 1.1 and HSIC Version 2.0 are the same.

注释:

1. 统计数字是根据《香港标准行业分类2.0版》编制。
2. 用以计算每1 000名工人计意外率之受雇人数资料来源自政府统计处发表的《就业及空缺按季统计报告》。由2009年开始，政府统计处所进行的「雇佣及职位空缺按季统计调查」已采用《香港标准行业分类2.0版》编制机构单位数目、就业人数及职位空缺数目的统计数字，以取替沿用的《香港标准行业分类1.1版》。由2009年开始，受雇人数是按《香港标准行业分类2.0版》编制。
3. 由于《香港标准行业分类2.0版》改变了个别行业涵盖范围（建筑业除外），因此2009年起的统计数字不能与过往年份的数字作全面比较。
4. 「雇佣及职位空缺按季统计调查」中的建筑业在《香港标准行业分类1.1版》和《香港标准行业分类2.0版》的涵盖范围是相同。



Industrial Accidents in All Industries (1999 - 2008)

所有行业之工业意外数字(1999 - 2008)

	1999	2000	2001	2002	2003	2004	2005	2006	2007	2008
No. of Accidents 意外数目	35 986	33 652	28 518	22 453	17 249	17 533	16 917	17 286	16 117	14 932
No. of Fatalities 致命意外数目	52	43	34	25	28	24	29	26	25	24
Total No. of Workers 工人总数	652 931	651 441	638 978	600 781	550 655	556 572	552 160	549 109	550 121	549 866
Acc. rate/1 000 Workers 每1 000工人计的意外率	55.1	51.7	44.6	37.4	31.3	31.5	30.6	31.5	29.3	27.2
Fatality rate/1 000 Workers 每1 000工人计的致命意外率	0.080	0.066	0.053	0.042	0.051	0.043	0.053	0.047	0.045	0.044

Notes:

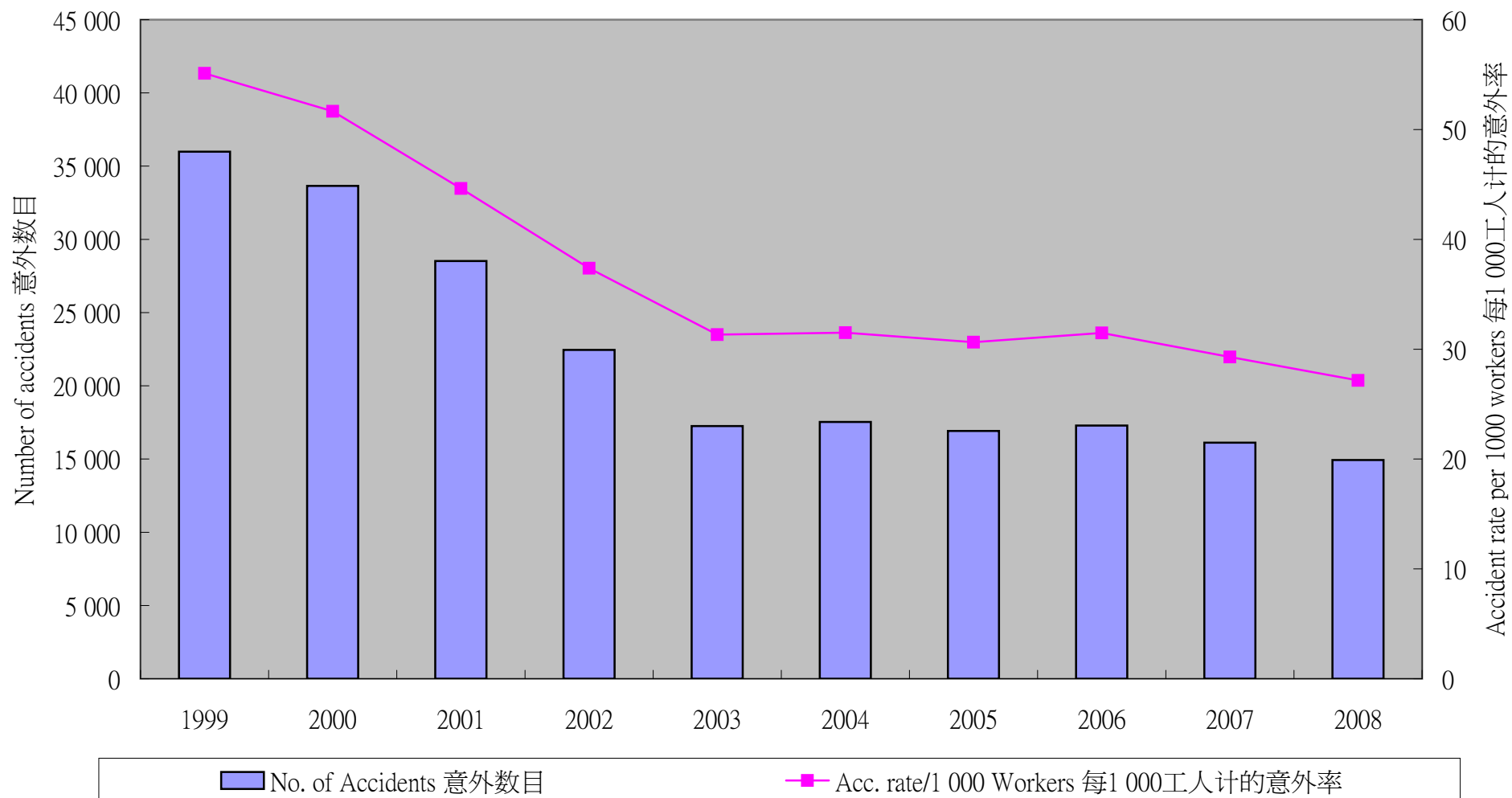
1. The statistics are compiled based on Hong Kong Standard Industrial Classification (HSIC) Version 1.1.
2. Employment size for calculating the accident rate per 1 000 workers are based on the Quarterly Report of Employment and Vacancies Statistics published by the Census and Statistics Department (C&SD).

注释:

1. 统计数字是根据《香港标准行业分类1.1版》编制。
2. 用以计算每1 000名工人计意外率之受雇人数资料源自政府统计处发表的《就业及空缺按季统计报告》。



所有行业之工业意外数字(1999 - 2008)
Industrial Accidents in All Industries (1999 - 2008)





Industrial Accidents in All Industries (2009 - 2010) 所有行业之工业意外数字 (2009 - 2010)

	2009	2010
No. of Accidents 意外数目	13 600	14 015
No. of Fatalities 致命意外数目	21	18
Employment Size 受雇人数	552 773	562 104
Acc. rate/1 000 Workers 每1 000工人计的意外率	24.6	24.9
Fatality rate/1 000 Workers 每1 000工人计的致命意外率	0.038	0.032

Notes:

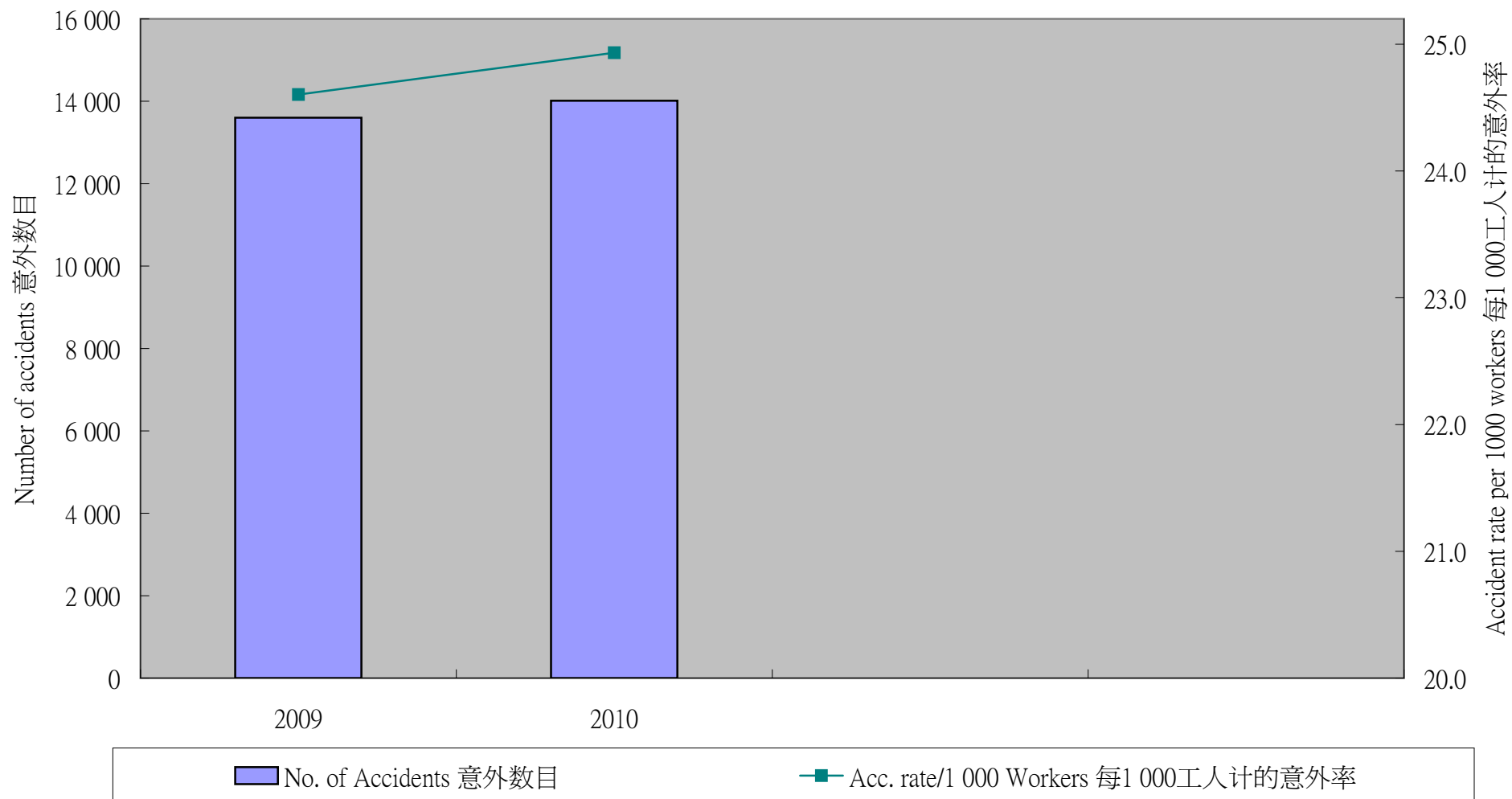
1. The statistics are compiled based on Hong Kong Standard Industrial Classification (HSIC) Version 2.0.
2. Employment size for calculating the accident rate per 1 000 workers are based on the Quarterly Report of Employment and Vacancies Statistics published by the Census and Statistics Department (C&SD). Since 2009, the Quarterly Survey of Employment and Vacancies (SEV) conducted by the C&SD has been enhanced to adopt the HSIC Version 2.0 to replace the HSIC Version 1.1 in compiling the statistics on the number of establishments, persons engaged and vacancies. Hence, the employment size from 2009 onwards are in HSIC Version 2.0.
3. The statistics from 2009 onwards cannot be compared with those of previous years due to the changes in coverage of individual industries (except Construction Industry) in HSIC Version 2.0.

注释:

1. 统计数字是根据《香港标准行业分类2.0版》编制。
2. 用以计算每1 000名工人计意外率之受雇人数资料源自政府统计处发表的《就业及空缺按季统计报告》。由2009年开始，政府统计处所进行的「雇佣及职位空缺按季统计调查」已采用《香港标准行业分类2.0版》编制机构单位数目、就业人数及职位空缺数目的统计数字，以取替沿用的《香港标准行业分类1.1版》。由2009年开始，受雇人数是按《香港标准行业分类2.0版》编制。
3. 由于《香港标准行业分类2.0版》改变了个别行业涵盖范围（建筑业除外），因此2009年起的统计数字不能与过往年份的数字作全面比较。



所有行业之工业意外数字 (2009 - 2010)
Industrial Accidents in All Industries (2009 - 2010)





Number of Confirmed Occupational Diseases (2001 - 2010)

二零零一年至二零一零年经证实为职业病的个案数字

Occupational Disease	职业病	2001	2002	2003	2004	2005	2006	2007	2008	2009	2010
Compressed Air Illness	气压病	11	4	2	0	1	1	0	0	1	1
Tenosynovitis of the Hand or Forearm	手部或前臂腱鞘炎	90	35	34	43	75	63	35	40	39	48
Carpal Tunnel Syndrome	腕管综合症	0	1	0	1	0	1	1	0	0	0
Tuberculosis	结核病	41	29	30	42	30	18	16	25	18	11
<i>Streptococcus suis</i> Infection	猪型链球菌感染	1	0	0	1	6	0	1	3	0	3
Cadmium Poisoning	镉中毒	0	0	0	3	0	1	0	0	0	0
Occupational Dermatitis	职业性皮肤病	24	29	10	7	10	8	7	3	10	5
Inflammation or Ulceration of the Mucous Membrane of the Upper Respiratory Passages or Mouth produced by Dust, Liquid or Vapour	因尘埃、液体或蒸气引致上呼吸道或口腔的黏膜发炎或溃疡	0	0	1	1	0	0	0	0	0	0
Occupational Asthma	职业性哮喘病	0	3	1	0	0	0	0	0	0	0
Silicosis	矽肺病	122	110	74	69	68	109	67	65	86	61
Asbestosis	石棉沉着病	9	9	6	4	2	7	2	5	5	1
Mesothelioma ¹	间皮瘤 ¹	N.A.	N.A.	N.A.	N.A.	N.A.	N.A.	N.A.	1	15	12
Occupational Deafness ²	职业性失聪 ²	121	114	74	52	60	51	47	58	77	70
Gas Poisoning ³	气体中毒 ³	11 (6)	30 (9)	26 (7)	28 (10)	4 (3)	5 (3)	1 (1)	4 (4)	17 (5)	17 (8)
Total	总数	430	364	258	251	256	264	177	204	268	229

Notes :

1. Mesothelioma was prescribed as a new occupational disease under the Pneumoconiosis and Mesothelioma (Compensation) Ordinance in April 2008.
2. The coverage of the Occupational Deafness (Compensation) Ordinance has been extended to employees with noise-induced monaural hearing loss in April 2010. In 2010, there were 510 such cases.
3. The figure in bracket denotes the number of incidents.
4. "N.A." means not applicable.

注释：

1. 在2008年4月，间皮瘤被列入《肺尘埃沉着病及间皮瘤(补偿)条例》为新的职业病。
2. 《职业性失聪(补偿)条例》的补偿范围已在2010年4月延伸至罹患噪音引致单耳失聪的雇员。在2010年，该些个案共有510宗。
3. 括号中的数字为事件次数。
4. "N.A." 是指不适用。



Occupational Injuries and Injury Rates in All Economic Activities in 2001 - 2010

二零零一年至二零一零年所有经济行业之职业伤亡个案及伤亡率

	2001	2002	2003	2004	2005	2006	2007	2008	2009	2010
Number of occupational injuries 伤亡个案	53 719	47 023	42 022	44 025	44 267	46 937	43 979	41 900	39 579	41 907
Injury rate per 1 000 employees 每1 000雇员计之伤亡率	21.6	19.2	17.7	18.1	17.8	18.4	16.9	15.8	15.0	15.5

Notes:

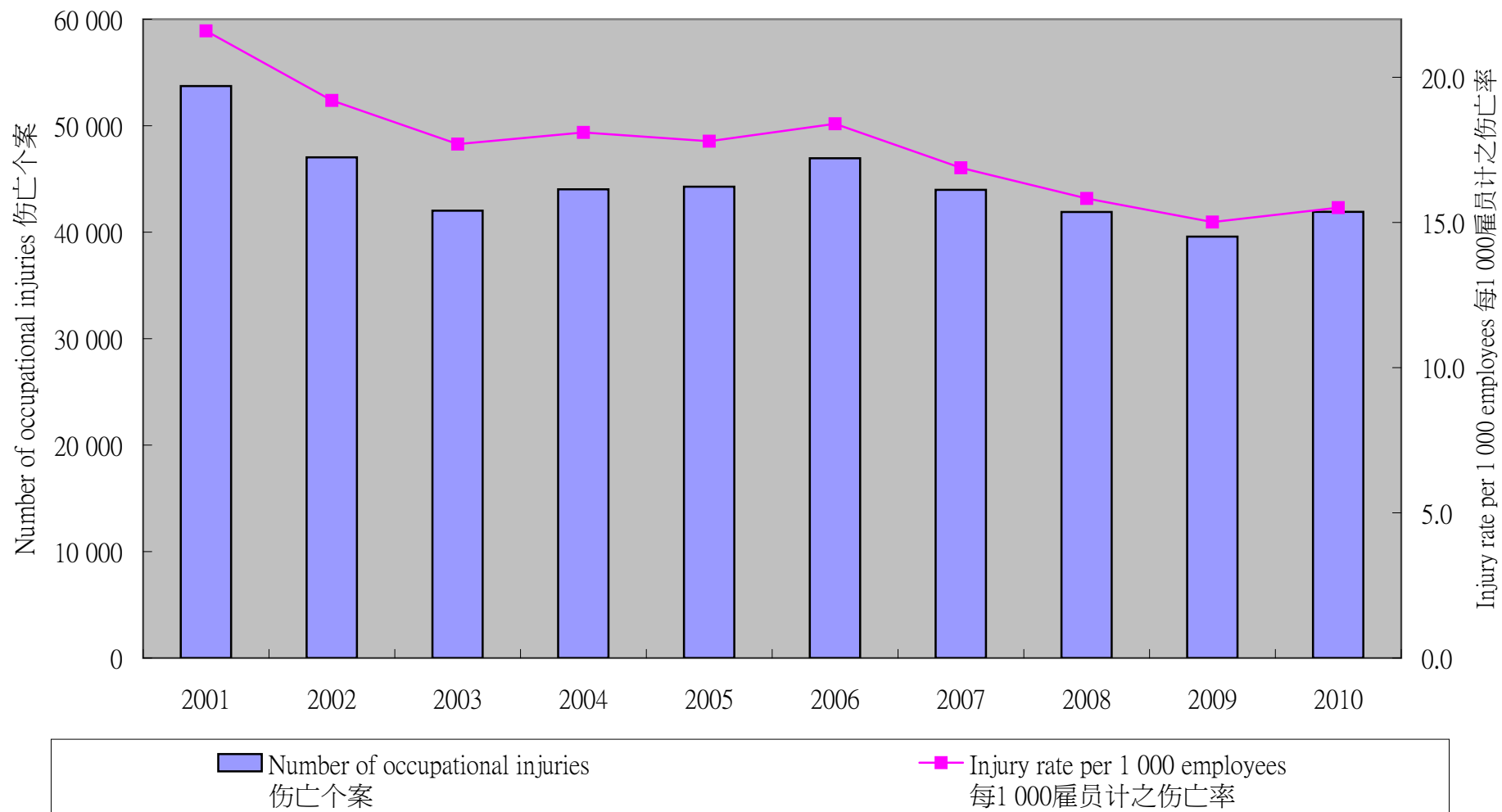
1. The statistics prior to 2009 are compiled based on Hong Kong Standard Industrial Classification (HSIC) Version 1.1 while the statistics from 2009 onwards are compiled based on HSIC Version 2.0.
2. Employment size for calculating the accident rate per 1 000 workers are based on the Quarterly Report of Employment and Vacancies Statistics published by the Census and Statistics Department (C&SD). Since 2009, the Quarterly Survey of Employment and Vacancies (SEV) conducted by the C&SD has been enhanced to adopt the HSIC Version 2.0 to replace the HSIC Version 1.1 in compiling the statistics on the number of establishments, persons engaged and vacancies. Hence, the employment size from 2009 onwards are in HSIC Version 2.0.

注释:

1. 2009年以前的统计数字是根据《香港标准行业分类1.1版》编制，而2009年起的统计数字是根据《香港标准行业分类2.0版》编制。
2. 用以计算每1 000名工人计意外率之受雇人数资料源自政府统计处发表的《就业及空缺按季统计报告》。由2009年开始，政府统计处所进行的「雇佣及职位空缺按季统计调查」已采用《香港标准行业分类2.0版》编制机构单位数目、就业人数及职位空缺数目的统计数字，以取替沿用的《香港标准行业分类1.1版》。由2009年开始，受雇人数是按《香港标准行业分类2.0版》编制。



二零零一年至二零一零年所有经济行业之职业伤亡个案及伤亡率
Occupational Injuries and Injury Rates in All Economic Activities in 2001 - 2010





《香港標準行業分類1.1版》 HSIC V1.1		《香港標準行業分類2.0版》 HSIC V2.0	
行業類別 Industry Sector	名稱 Title	行業主類 Industry Section	名稱 Title
1	農業及漁業 Agriculture and fishing	A	農業、林業及漁業 Agriculture, forestry and fishing
2	採礦及採石業 Mining and quarrying	B	採礦及採石 Mining and quarrying
3	製造業 Manufacturing	C	製造 Manufacturing
4	電力、燃氣及水務業 Electricity, gas and water	D	電力及燃氣供應 Electricity and gas supply
		E	自來水供應；污水處理、廢棄物管理及污染防治活動 Water supply; sewerage, waste management and remediation activities
5	建造業 Construction	F	建造 Construction
6	批發、零售、進出口貿易、飲食及酒店業 Wholesale, retail and import/export trades, restaurants and hotels	G	進出口貿易、批發及零售業 Import/export, wholesale and retail trades
		I	住宿及膳食服務活動 Accommodation and food service activities
7	運輸、倉庫及通訊業 Transport, storage and communications	H	運輸、倉庫、郵政及速遞服務 Transportation, storage, postal and courier services
		J	資訊及通訊 Information and communications
來自各類別的有關行業 Selected trades of various sectors		K	金融及保險活動 Financial and insurance activities
8	金融、保險、地產及商用服務業 Financing, insurance, real estate and business services	L	地產活動 Real estate activities
		M	專業、科學及技術活動 Professional, scientific and technical activities
		N	行政及支援服務活動 Administrative and support service activities
		O	公共行政 Public administration
9	社區、社會及個人服務業 Community, social and personal services	P	教育 Education
		Q	人類保健及社會工作活動 Human health and social work activities
		R	藝術、娛樂及康樂活動 Arts, entertainment and recreation
		S	其他服務活動 Other service activities
		T	家庭住戶內部工作活動 Work activities within domestic households
		U	享有治外法權的組織及團體活動 Activities of extraterritorial organisations and bodies

来源：政府统计处发表的《香港标准行业分类2.0版》。
Source: Hong Kong Standard Industrial Classification