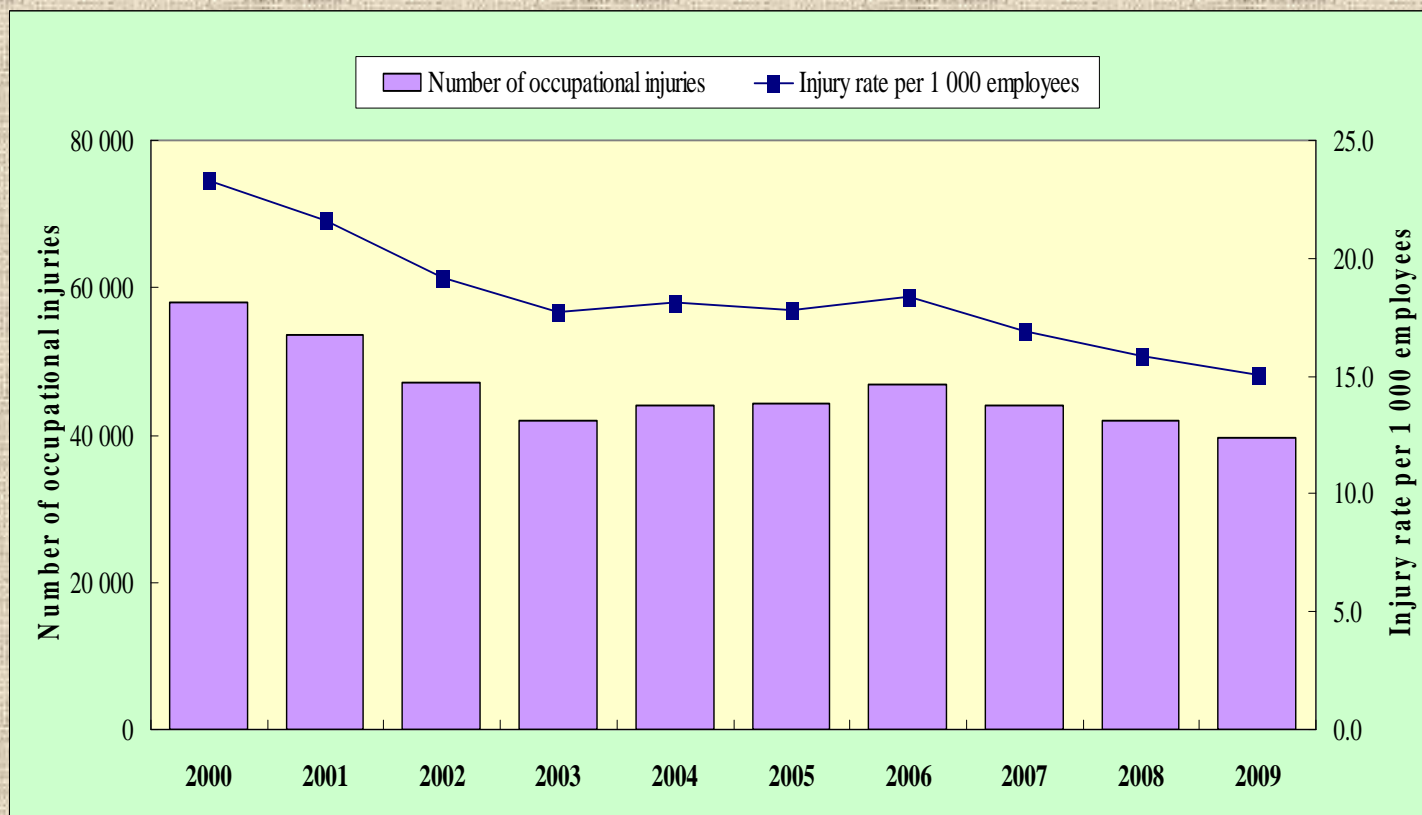


职业安全及健康统计数字2009



职业安全及健康部

劳工处

二零一零年十月





职业安全及健康统计数字

简介

这里所载的统计数字，是就香港与工作有关的意外和职业病提供资料及分析，显示不同经济界别和选定行业最近的意外趋势。雇主、雇员与职业安全及健康工作从业员可利用这些统计数字，按整体意外率及行业的平均统计数字，与本身机构的表现作出比较。我们希望这类资料可协助个别机构，更能妥善地管理其职业安全及健康计划，从而改善安全表现。

名词定义及其它资料

职业伤亡个案 是指根据《雇员补偿条例》呈报由工作意外引致死亡或失去工作能力三天以上的受伤个案（包括工业意外个案）。

工业意外 是指在《工厂及工业经营条例》所界定的工业经营内发生的受伤或死亡意外，而这些意外是因工业活动而引致的。

职业病 是指根据《雇员补偿条例》、《职业性失聪(补偿)条例》和《肺尘埃沉着病及间皮瘤(补偿)条例》所呈报及经证实的职业病。

以每千名雇员计的职业伤亡率 的计算方法如下：

$$\frac{\text{职业伤亡数字}}{\text{受雇人数}} \times 1000$$

以每千名工人计的工业意外率 的计算方法如下：

$$\frac{\text{工业意外数字}}{\text{受雇人数}} \times 1000$$

由于每个国家就编制统计数字所定呈报意外及职业病的法例要求、涵盖的经济界别及采纳的劳动人口定义都不同，所以统计数字的资料成分或会因地而异。因此不同地区的意外及职业病统计数字，不一定能够直接互作比较，必须小心诠释。

注释：

用以计算以每千名雇员/工人计的伤亡率/意外率之受雇人数资料源自政府统计处发表的《就业及空缺按季统计报告》。由 2009 年开始，政府统计处所进行的「雇佣及职位空缺按季统计调查」已采用《香港标准行业分类 2.0 版》编制机构单位数目、就业人数及职位空缺数目的统计数字，以取替沿用的《香港标准行业分类



1.1 版》。由于《香港标准行业分类 2.0 版》改变了个别行业涵盖范围（建筑业除外），《就业及空缺按季统计报告》不再发布以《香港标准行业分类 1.1 版》编制的受雇人数。因此，在 2009 年按《香港标准行业分类 1.1 版》所编制的制造业、饮食业及所有行业意外率均未能提供。

如欲查询有关以上意外统计详情，请联络劳工处意外分析及资讯科

(电话号码： 2815 0678 传真号码：2541 8537)

如欲查询有关以上职业病统计详情，请联络劳工处职业医学科(健康推广)

(电话号码： 2852 4041 传真号码：2581 2049)

有关不安全工作地点及工序投诉，请致电劳工处意外分析及资讯科，

所有投诉均会绝对保密

(电话号码： 2542 2172)

电子邮件: enquiry@labour.gov.hk

网址: <http://www.labour.gov.hk>



**Occupational Injuries in All Workplaces
in 2009
- analysed by Major Economic Activity -**

二零零九年所有工作地点之职业伤亡个案以主要经济行业分析

Major Economic Activity 主要经济行业		2008 二零零八年		2009 二零零九年	
Agriculture and Fishing	渔农业	186		186	(2)
Mining and Quarrying	采矿及采石业	0		1	
Manufacturing	制造业	3 587	(16)	3 146	(6)
Electricity and Gas	电力及燃气业	48		35	
Construction	建筑业	3 087	(36)	2 827	(41)
Wholesale & Retail Trades, Restaurants and Hotels	批发、零售、饮食及酒店业	12 805	(16)	12 237	(12)
Transport & Related Services, Storage and Communication	运输及有关行业、仓库及通讯业	5 169	(23)	4 432	(26)
Financing, Insurance, Real Estate and Business Services (including Import & Export Trade)	金融、保险、地产及商用服务业 (包括进出口贸易业)	5 487	(52)	5 315	(39)
Community, Social & Personal Services	社区、社会及个人服务业	11 531	(38)	11 400	(39)
Activities not adequately defined	未能介定之行业	0		0	
TOTAL	总数	41 900	(181)	39 579	(165)

Notes:

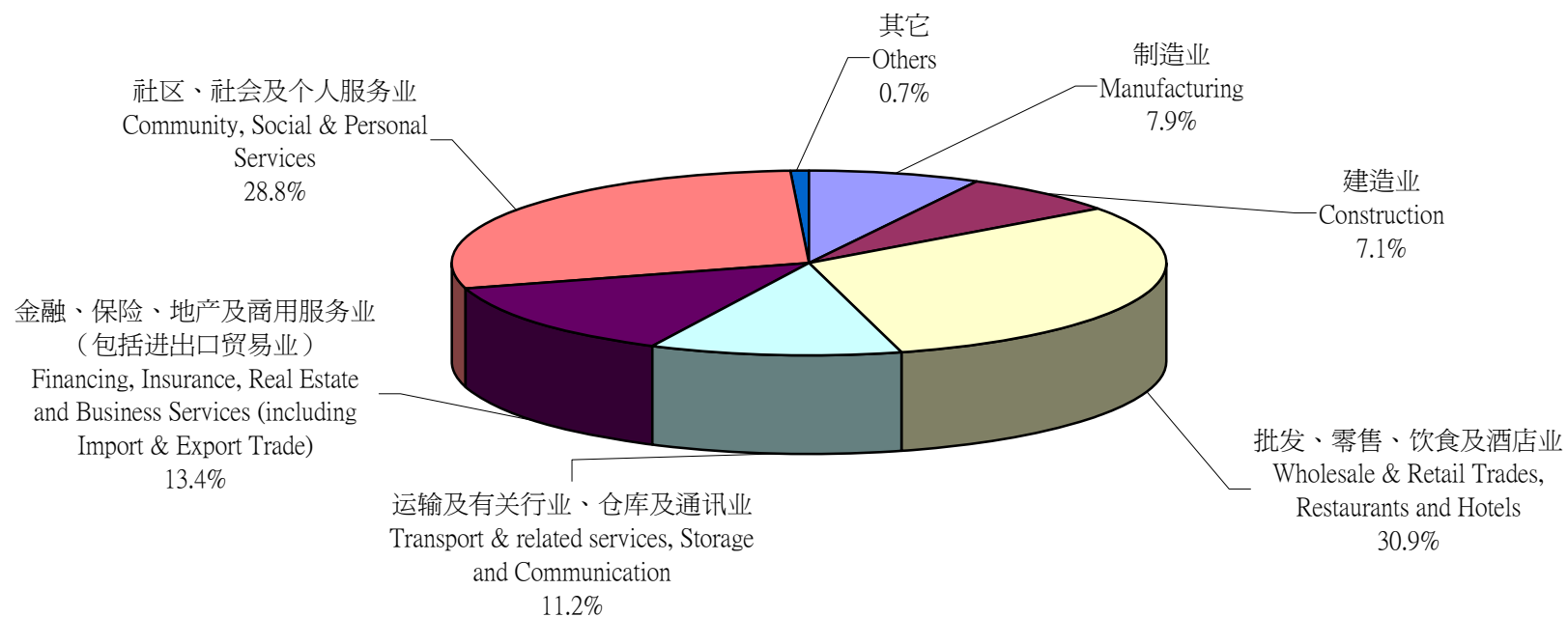
1. Occupational injuries (including industrial accidents) are injury cases arising from work accidents, resulting in death or incapacity for work of over three days, and reported under the Employees' Compensation Ordinance.
2. Figures in brackets denote the number of fatalities.
3. The above injury figures are recorded as at 31 March 2010.

注释:

1. 职业伤亡个案是指根据《雇员补偿条例》呈报由工作意外引致死亡或失去工作能力三天以上的受伤个案(包括工业意外个案)。
2. 括号内的数字显示死亡人数。
3. 上列伤亡数字为截至2010年3月31日所记录的数字。



二零零九年所有工作地点之职业伤亡个案以主要经济行业分析
Occupational Injuries in All Workplaces in 2009 - analysed by Major Economic Activity





**Occupational Injuries in All Workplaces
in 2009
- analysed by Type of Accident -
二零零九年所有工作地点之职业伤亡个案以意外类别分析**

Type of Accident 意外类别		2008 二零零八年	2009 二零零九年
Trapped in or between objects	受困于物件之内或物件之间	1 011	1 103 (1)
Injured whilst lifting or carrying	提举或搬运物件时受伤	8 855	8 942
Slip, trip or fall on same level	滑倒、绊倒或在同一高度跌倒	9 868 (1)	9 231
Fall of person from height	人体从高处堕下	1 575 (25)	1 597 (25)
Striking against fixed or stationary object	与固定或不动的物件碰撞	3 583	2 947
Striking against or struck by moving object	被移动物件或与移动物件碰撞	3 977 (6)	3 375 (3)
Stepping on object	踏在物件上	224	157
Exposure to or contact with harmful substance	暴露于有害物质中或接触有害物质	344	302
Contact with electricity or electric discharge	触电或接触放出的电流	35 (5)	26 (1)
Trapped by collapsing or overturning object	受困于倒塌或翻侧的物件	19 (2)	7 (1)
Struck by falling object	遭堕下的物件撞击	551 (2)	474 (1)
Struck by moving vehicle	遭移动中的车辆撞倒	2 451 (34)	2 372 (18)
Contact with moving machinery or object being machined	触及开动中的机器或触及以机器制造中的物件	881	744 (1)
Drowning	遇溺	4 (4)	5 (5)
Exposure to fire	火警烧伤	32 (1)	42
Exposure to explosion	爆炸受伤	8	12
Injured by hand tool	被手工具所伤	3 627	3 446
Injured by fall of ground	泥土倾泻受伤	2	1
Asphyxiation	窒息	6 (3)	2 (2)
Contact with hot surface or substance	触及灼热表面或物质	2 488	2 326
Injured by animal	被动物所伤	414	470
Injured in workplace violence	于工作场所暴力事件中受伤	859 (2)	773 (2)
Others	其它类别	1 086 (96)	1 225 (105)
TOTAL	总 数	41 900 (181)	39 579 (165)

Notes:

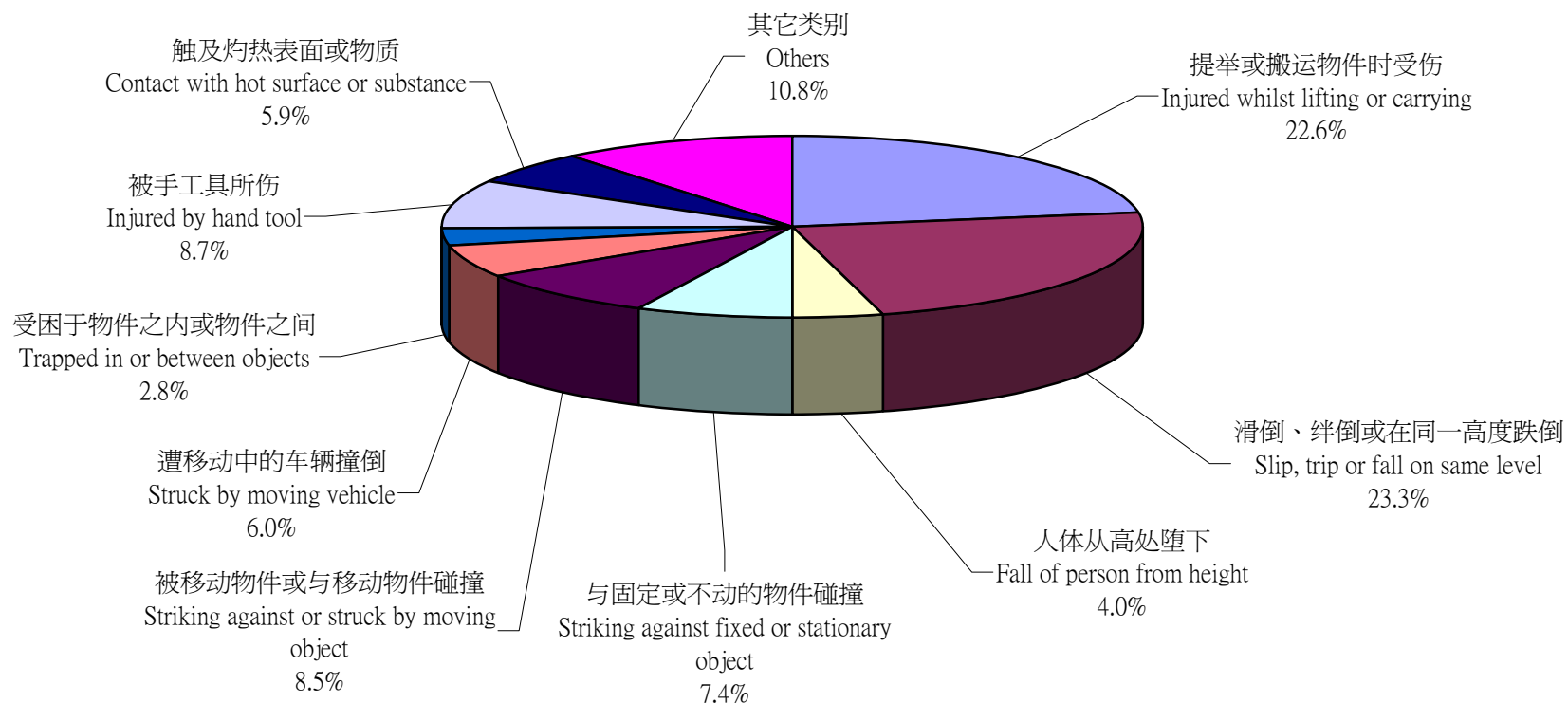
- Occupational injuries (including industrial accidents) are injury cases arising from work accidents, resulting in death or incapacity for work of over three days, and reported under the Employees' Compensation Ordinance.
- Figures in brackets denote the number of fatalities.
- The above injury figures are recorded as at 31 March 2010.

注释:

- 职业伤亡个案是指根据《雇员补偿条例》呈报由工作意外引致死亡或失去工作能力三天以上的受伤个案(包括工业意外个案)。
- 括号内的数字显示死亡人数。
- 上列伤亡数字为截至2010年3月31日所记录的数字。



二零零九年所有工作地点之职业伤亡个案以意外类别分析
Occupational Injuries in All Workplaces in 2009 - analysed by Type of Accident



Injured whilst lifting or carrying 提举或搬运物件时受伤	Slip, trip or fall on same level 滑倒、绊倒或在同一高度跌倒
Fall of person from height 人体从高处堕下	Striking against fixed or stationary object 与固定或不动的物件碰撞
Striking against or struck by moving object 被移动物件或与移动物件碰撞	Struck by moving vehicle 遭移动中的车辆撞倒
Trapped in or between objects 受困于物件之内或物件之间	Injured by hand tool 被手工具所伤
Contact with hot surface or substance 触及灼热表面或物质	Others 其它类别



**Occupational Injuries in Manufacturing Industry
in 2009**

- analysed by Type of Accident -

二零零九年制造业之职业伤亡个案以意外类别分析

Type of Accident 意外类别		2008 二零零八年	2009 二零零九年
Trapped in or between objects	受困于物件之内或物件之间	109	103
Injured whilst lifting or carrying	提举或搬运物件时受伤	770	717
Slip, trip or fall on same level	滑倒、绊倒或在同一高度跌倒	671	569
Fall of person from height	人体从高处堕下	110 (3)	85
Striking against fixed or stationary object	与固定或不动的物件碰撞	330	257
Striking against or struck by moving object	被移动物件或与移动物件碰撞	387	325
Stepping on object	踏在物件上	24	16
Exposure to or contact with harmful substance	暴露于有害物质中或接触有害物质	34	24
Contact with electricity or electric discharge	触电或接触放出的电流	1	3 (1)
Trapped by collapsing or overturning object	受困于倒塌或翻侧的物件	1	0
Struck by falling object	遭堕下的物件撞击	44	34
Struck by moving vehicle	遭移动中的车辆撞倒	445 (6)	388
Contact with moving machinery or object being machined	触及开动中的机器或触及以机器制造中的物件	295	240
Drowning	遇溺	0	0
Exposure to fire	火警烧伤	6 (1)	4
Exposure to explosion	爆炸受伤	4	0
Injured by hand tool	被手工具所伤	182	186
Injured by fall of ground	泥土倾泻受伤	0	0
Asphyxiation	窒息	0	0
Contact with hot surface or substance	触及灼热表面或物质	123	113
Injured by animal	被动物所伤	3	3
Injured in workplace violence	于工作场所暴力事件中受伤	12 (1)	11
Others	其它类别	36 (5)	68 (5)
TOTAL	总 数	3 587 (16)	3 146 (6)

Notes:

- Occupational injuries (including industrial accidents) are injury cases arising from work accidents, resulting in death or incapacity for work of over three days, and reported under the Employees' Compensation Ordinance.
- Figures in brackets denote the number of fatalities.
- The above injury figures are recorded as at 31 March 2010.

注释:

- 职业伤亡个案是指根据《雇员补偿条例》呈报由工作意外引致死亡或失去工作能力三天以上的受伤个案(包括工业意外个案)。
- 括号内的数字显示死亡人数。
- 上列伤亡数字为截至2010年3月31日所记录的数字。



Occupational Injuries in Construction Industry
in 2009

- analysed by Type of Accident -

二零零九年建筑业之职业伤亡个案以意外类别分析

Type of Accident 意外类别		2008 二零零八年	2009 二零零九年
Trapped in or between objects	受困于物件之内或物件之间	67	93
Injured whilst lifting or carrying	提举或搬运物件时受伤	595	579
Slip, trip or fall on same level	滑倒、绊倒或在同一高度跌倒	584	519
Fall of person from height	人体从高处堕下	389 (8)	400 (15)
Striking against fixed or stationary object	与固定或不动的物件碰撞	285	220
Striking against or struck by moving object	被移动物件或与移动物件碰撞	517 (4)	426 (2)
Stepping on object	踏在物件上	22	19
Exposure to or contact with harmful substance	暴露于有害物质中或接触有害物质	24	8
Contact with electricity or electric discharge	触电或接触放出的电流	19 (5)	5
Trapped by collapsing or overturning object	受困于倒塌或翻侧的物件	10 (2)	0
Struck by falling object	遭堕下的物件撞击	101 (1)	87 (1)
Struck by moving vehicle	遭移动中的车辆撞倒	38 (3)	37 (2)
Contact with moving machinery or object being machined	触及开动中的机器或触及以机器制造中的物件	246	199
Drowning	遇溺	0	1 (1)
Exposure to fire	火警烧伤	11	8
Exposure to explosion	爆炸受伤	1	4
Injured by hand tool	被手工具所伤	99	137
Injured by fall of ground	泥土倾泻受伤	2	1
Asphyxiation	窒息	3	0
Contact with hot surface or substance	触及灼热表面或物质	22	21
Injured by animal	被动物所伤	1	6
Injured in workplace violence	于工作场所暴力事件中受伤	5	6
Others	其它类别	46 (13)	51 (20)
TOTAL	总 数	3 087 (36)	2 827 (41)

Notes:

- Occupational injuries (including industrial accidents) are injury cases arising from work accidents, resulting in death or incapacity for work of over three days, and reported under the Employees' Compensation Ordinance.
- Figures in brackets denote the number of fatalities.
- The above injury figures are recorded as at 31 March 2010.

注释:

- 职业伤亡个案是指根据《雇员补偿条例》呈报由工作意外引致死亡或失去工作能力三天以上的受伤个案(包括工业意外个案)。
- 括号内的数字显示死亡人数。
- 上列伤亡数字为截至2010年3月31日所记录的数字。



**Occupational Injuries in Catering Industry
in 2009**

- analysed by Type of Accident -

二零零九年饮食业之职业伤亡个案以意外类别分析

Type of Accident 意外类别		2008 二零零八年	2009 二零零九年
Trapped in or between objects	受困于物件之内或物件之间	95	109
Injured whilst lifting or carrying	提举或搬运物件时受伤	1 182	1 280
Slip, trip or fall on same level	滑倒、绊倒或在同一高度跌倒	1 357	1 270
Fall of person from height	人体从高处堕下	56	60
Striking against fixed or stationary object	与固定或不动的物件碰撞	768	580
Striking against or struck by moving object	被移动物件或与移动物件碰撞	426	351
Stepping on object	踏在物件上	13	6
Exposure to or contact with harmful substance	暴露于有害物质中或接触有害物质	57	62
Contact with electricity or electric discharge	触电或接触放出的电流	2	4
Trapped by collapsing or overturning object	受困于倒塌或翻侧的物件	0	0
Struck by falling object	遭堕下的物件撞击	46	32
Struck by moving vehicle	遭移动中的车辆撞倒	91 (1)	103 (2)
Contact with moving machinery or object being machined	触及开动中的机器或触及以机器制造中的物件	100	95
Drowning	遇溺	0	0
Exposure to fire	火警烧伤	7	21
Exposure to explosion	爆炸受伤	0	1
Injured by hand tool	被手工具所伤	2 170	1 926
Injured by fall of ground	泥土倾泻受伤	0	0
Asphyxiation	窒息	0	0
Contact with hot surface or substance	触及灼热表面或物质	1 830	1 706
Injured by animal	被动物所伤	74	62
Injured in workplace violence	于工作场所暴力事件中受伤	25	30
Others	其它类别	65 (6)	63 (5)
TOTAL	总 数	8 364 (7)	7 761 (7)

Notes:

- Occupational injuries (including industrial accidents) are injury cases arising from work accidents, resulting in death or incapacity for work of over three days, and reported under the Employees' Compensation Ordinance.
- Figures in brackets denote the number of fatalities.
- The above injury figures are recorded as at 31 March 2010.

注释:

- 职业伤亡个案是指根据《雇员补偿条例》呈报由工作意外引致死亡或失去工作能力三天以上的受伤个案(包括工业意外个案)。
- 括号内的数字显示死亡人数。
- 上列伤亡数字为截至2010年3月31日所记录的数字。



Occupational Injuries in Wholesale Trade
in 2009

- analysed by Type of Accident -

二零零九年批发业之职业伤亡个案以意外类别分析

Type of Accident 意外类别	2008 二零零八年	2009 二零零九年
Trapped in or between objects 受困于物件之内或物件之间	14	10
Injured whilst lifting or carrying 提举或搬运物件时受伤	176	179
Slip, trip or fall on same level 滑倒、绊倒或在同一高度跌倒	128	104
Fall of person from height 人体从高处堕下	33	29
Striking against fixed or stationary object 与固定或不动的物件碰撞	30	35
Striking against or struck by moving object 被移动物件或与移动物件碰撞	66	57
Stepping on object 踏在物件上	2	1
Exposure to or contact with harmful substance 暴露于有害物质中或接触有害物质	2	0
Contact with electricity or electric discharge 触电或接触放出的电流	0	1
Trapped by collapsing or overturning object 受困于倒塌或翻侧的物件	0	0
Struck by falling object 遭堕下的物件撞击	3	4
Struck by moving vehicle 遭移动中的车辆撞倒	51	46
Contact with moving machinery or object being machined 触及开动中的机器或触及以机器制造中的物件	20	19
Drowning 遇溺	0	0
Exposure to fire 火警烧伤	0	0
Exposure to explosion 爆炸受伤	0	0
Injured by hand tool 被手工具所伤	30	38
Injured by fall of ground 泥土倾泻受伤	0	0
Asphyxiation 窒息	1 (1)	0
Contact with hot surface or substance 触及灼热表面或物质	3	3
Injured by animal 被动物所伤	6	5
Injured in workplace violence 于工作场所暴力事件中受伤	2	2
Others 其它类别	8 (1)	10
TOTAL 总 数	575 (2)	543

Notes:

- Occupational injuries (including industrial accidents) are injury cases arising from work accidents, resulting in death or incapacity for work of over three days, and reported under the Employees' Compensation Ordinance.
- Figures in brackets denote the number of fatalities.
- The above injury figures are recorded as at 31 March 2010.

注释:

- 职业伤亡个案是指根据《雇员补偿条例》呈报由工作意外引致死亡或失去工作能力三天以上的受伤个案(包括工业意外个案)。
- 括号内的数字显示死亡人数。
- 上列伤亡数字为截至2010年3月31日所记录的数字。



**Occupational Injuries in Retail Trade
in 2009**

- analysed by Type of Accident -

二零零九年零售业之职业伤亡个案以意外类别分析

Type of Accident 意外类别		2008 二零零八年	2009 二零零九年
Trapped in or between objects	受困于物件之内或物件之间	46	72
Injured whilst lifting or carrying	提举或搬运物件时受伤	770	886
Slip, trip or fall on same level	滑倒、绊倒或在同一高度跌倒	532	472
Fall of person from height	人体从高处堕下	180 (1)	180
Striking against fixed or stationary object	与固定或不动的物件碰撞	243	219
Striking against or struck by moving object	被移动物件或与移动物件碰撞	232	235
Stepping on object	踏在物件上	15	8
Exposure to or contact with harmful substance	暴露于有害物质中或接触有害物质	12	17
Contact with electricity or electric discharge	触电或接触放出的电流	0	2
Trapped by collapsing or overturning object	受困于倒塌或翻侧的物件	2	0
Struck by falling object	遭堕下的物件撞击	49	65
Struck by moving vehicle	遭移动中的车辆撞倒	127 (2)	131 (2)
Contact with moving machinery or object being machined	触及开动中的机器或触及以机器制造中的物件	32	40
Drowning	遇溺	0	0
Exposure to fire	火警烧伤	0	0
Exposure to explosion	爆炸受伤	0	2
Injured by hand tool	被手工具所伤	289	320
Injured by fall of ground	泥土倾泻受伤	0	0
Asphyxiation	窒息	0	0
Contact with hot surface or substance	触及灼热表面或物质	38	39
Injured by animal	被动物所伤	27	37
Injured in workplace violence	于工作场所暴力事件中受伤	28	17
Others	其它类别	45 (3)	61 (3)
TOTAL	总 数	2 667 (6)	2 803 (5)

Notes:

- Occupational injuries (including industrial accidents) are injury cases arising from work accidents, resulting in death or incapacity for work of over three days, and reported under the Employees' Compensation Ordinance.
- Figures in brackets denote the number of fatalities.
- The above injury figures are recorded as at 31 March 2010.

注释:

- 职业伤亡个案是指根据《雇员补偿条例》呈报由工作意外引致死亡或失去工作能力三天以上的受伤个案(包括工业意外个案)。
- 括号内的数字显示死亡人数。
- 上列伤亡数字为截至2010年3月31日所记录的数字。



**Occupational Injuries in Hotels and Boarding Houses
in 2009**

- analysed by Type of Accident -

二零零九年酒店及旅舍业之职业伤亡个案以意外类别分析

Type of Accident 意外类别	2008 二零零八年	2009 二零零九年
Trapped in or between objects 受困于物件之内或物件之间	27	33
Injured whilst lifting or carrying 提举或搬运物件时受伤	250	271
Slip, trip or fall on same level 滑倒、绊倒或在同一高度跌倒	225	249
Fall of person from height 人体从高处堕下	22	29
Striking against fixed or stationary object 与固定或不动的物件碰撞	187	139
Striking against or struck by moving object 被移动物件或与移动物件碰撞	137	109
Stepping on object 踏在物件上	6	2
Exposure to or contact with harmful substance 暴露于有害物质中或接触有害物质	22	18
Contact with electricity or electric discharge 触电或接触放出的电流	3	0
Trapped by collapsing or overturning object 受困于倒塌或翻侧的物件	0	0
Struck by falling object 遭堕下的物件撞击	23	8
Struck by moving vehicle 遭移动中的车辆撞倒	22 (1)	31
Contact with moving machinery or object being machined 触及开动中的机器或触及以机器制造中的物件	13	11
Drowning 遇溺	0	0
Exposure to fire 火警烧伤	1	1
Exposure to explosion 爆炸受伤	0	0
Injured by hand tool 被手工具所伤	142	137
Injured by fall of ground 泥土倾泻受伤	0	0
Asphyxiation 窒息	0	0
Contact with hot surface or substance 触及灼热表面或物质	94	71
Injured by animal 被动物所伤	3	3
Injured in workplace violence 于工作场所暴力事件中受伤	2	2
Others 其它类别	20	16
TOTAL 总 数	1 199 (1)	1 130

Notes:

- Occupational injuries (including industrial accidents) are injury cases arising from work accidents, resulting in death or incapacity for work of over three days, and reported under the Employees' Compensation Ordinance.
- Figures in brackets denote the number of fatalities.
- The above injury figures are recorded as at 31 March 2010.

注释:

- 职业伤亡个案是指根据《雇员补偿条例》呈报由工作意外引致死亡或失去工作能力三天以上的受伤个案(包括工业意外个案)。
- 括号内的数字显示死亡人数。
- 上列伤亡数字为截至2010年3月31日所记录的数字。



**Occupational Injuries in Transport & Related Services
in 2009**

- analysed by Type of Accident -

二零零九年运输及有关行业之职业伤亡个案以意外类别分析

Type of Accident 意外类别		2008 二零零八年		2009 二零零九年	
Trapped in or between objects	受困于物件之内或物件之间	182		165	
Injured whilst lifting or carrying	提举或搬运物件时受伤	1 349		1 122	
Slip, trip or fall on same level	滑倒、绊倒或在同一高度跌倒	1 083		914	
Fall of person from height	人体从高处堕下	201	(3)	221	(2)
Striking against fixed or stationary object	与固定或不动的物件碰撞	362		318	
Striking against or struck by moving object	被移动物件或与移动物件碰撞	593	(1)	459	(1)
Stepping on object	踏在物件上	33		25	
Exposure to or contact with harmful substance	暴露于有害物质中或接触有害物质	5		8	
Contact with electricity or electric discharge	触电或接触放出的电流	2		0	
Trapped by collapsing or overturning object	受困于倒塌或翻侧的物件	3		2	
Struck by falling object	遭堕下的物件撞击	94		76	
Struck by moving vehicle	遭移动中的车辆撞倒	665	(7)	600	(8)
Contact with moving machinery or object being machined	触及开动中的机器或触及以机器制造中的物件	24		14	
Drowning	遇溺	2	(2)	2	(2)
Exposure to fire	火警烧伤	1		0	
Exposure to explosion	爆炸受伤	1		0	
Injured by hand tool	被手工具所伤	61		68	
Injured by fall of ground	泥土倾泻受伤	0		0	
Asphyxiation	窒息	0		0	
Contact with hot surface or substance	触及灼热表面或物质	45		35	
Injured by animal	被动物所伤	11		12	
Injured in workplace violence	于工作场所暴力事件中受伤	64		69	
Others	其它类别	130	(8)	118	(13)
TOTAL	总 数	4 911	(21)	4 228	(26)

Notes:

- Occupational injuries (including industrial accidents) are injury cases arising from work accidents, resulting in death or incapacity for work of over three days, and reported under the Employees' Compensation Ordinance.
- Figures in brackets denote the number of fatalities.
- The above injury figures are recorded as at 31 March 2010.

注释:

- 职业伤亡个案是指根据《雇员补偿条例》呈报由工作意外引致死亡或失去工作能力三天以上的受伤个案(包括工业意外个案)。
- 括号内的数字显示死亡人数。
- 上列伤亡数字为截至2010年3月31日所记录的数字。



**Occupational Injuries in Financial Institutions
in 2009**

- analysed by Type of Accident -

二零零九年金融机构之职业伤亡个案以意外类别分析

Type of Accident 意外类别	2008 二零零八年	2009 二零零九年
Trapped in or between objects 受困于物件之内或物件之间	6	5
Injured whilst lifting or carrying 提举或搬运物件时受伤	31	26
Slip, trip or fall on same level 滑倒、绊倒或在同一高度跌倒	90	72
Fall of person from height 人体从高处堕下	8	2
Striking against fixed or stationary object 与固定或不动的物件碰撞	15	11
Striking against or struck by moving object 被移动物件或与移动物件碰撞	18	15
Stepping on object 踏在物件上	0	0
Exposure to or contact with harmful substance 暴露于有害物质中或接触有害物质	0	0
Contact with electricity or electric discharge 触电或接触放出的电流	0	0
Trapped by collapsing or overturning object 受困于倒塌或翻侧的物件	0	0
Struck by falling object 遭堕下的物件撞击	2	2
Struck by moving vehicle 遭移动中的车辆撞倒	11	9
Contact with moving machinery or object being machined 触及开动中的机器或触及以机器制造 中的物件	2	0
Drowning 遇溺	1 (1)	0
Exposure to fire 火警烧伤	0	0
Exposure to explosion 爆炸受伤	0	0
Injured by hand tool 被手工具所伤	5	4
Injured by fall of ground 泥土倾泻受伤	0	0
Asphyxiation 窒息	0	0
Contact with hot surface or substance 触及灼热表面或物质	3	2
Injured by animal 被动物所伤	1	0
Injured in workplace violence 于工作场所暴力事件中受伤	3	1
Others 其它类别	13	17 (2)
TOTAL 总 数	209 (1)	166 (2)

Notes:

- Occupational injuries (including industrial accidents) are injury cases arising from work accidents, resulting in death or incapacity for work of over three days, and reported under the Employees' Compensation Ordinance.
- Figures in brackets denote the number of fatalities.
- The above injury figures are recorded as at 31 March 2010.

注释:

- 职业伤亡个案是指根据《雇员补偿条例》呈报由工作意外引致死亡或失去工作能力三天以上的受伤个案(包括工业意外个案)。
- 括号内的数字显示死亡人数。
- 上列伤亡数字为截至2010年3月31日所记录的数字。



**Occupational Injuries in Business Services (including Import & Export Trade)
in 2009
- analysed by Type of Accident -**

二零零九年商用服务业(包括进出口贸易业)之职业伤亡个案以意外类别分析

Type of Accident 意外类别		2008 二零零八年	2009 二零零九年
Trapped in or between objects	受困于物件之内或物件之间	130	144
Injured whilst lifting or carrying	提举或搬运物件时受伤	971	999
Slip, trip or fall on same level	滑倒、绊倒或在同一高度跌倒	1 812	(1) 1 695
Fall of person from height	人体从高处堕下	214	(5) 198 (3)
Striking against fixed or stationary object	与固定或不动的物件碰撞	384	341
Striking against or struck by moving object	被移动物件或与移动物件碰撞	452	407
Stepping on object	踏在物件上	30	19
Exposure to or contact with harmful substance	暴露于有害物质中或接触有害物质	27	29
Contact with electricity or electric discharge	触电或接触放出的电流	4	5
Trapped by collapsing or overturning object	受困于倒塌或翻侧的物件	1	2
Struck by falling object	遭堕下的物件撞击	62	50
Struck by moving vehicle	遭移动中的车辆撞倒	403	(11) 452 (2)
Contact with moving machinery or object being machined	触及开动中的机器或触及以机器制造中的物件	65	54
Drowning	遇溺	0	0
Exposure to fire	火警烧伤	2	3
Exposure to explosion	爆炸受伤	1	0
Injured by hand tool	被手工具所伤	147	141
Injured by fall of ground	泥土倾泻受伤	0	0
Asphyxiation	窒息	0	2 (2)
Contact with hot surface or substance	触及灼热表面或物质	46	46
Injured by animal	被动物所伤	41	50
Injured in workplace violence	于工作场所暴力事件中受伤	154	157 (1)
Others	其它类别	210	(34) 213 (28)
TOTAL	总 数	5 156	(51) 5 007 (36)

Notes:

- Occupational injuries (including industrial accidents) are injury cases arising from work accidents, resulting in death or incapacity for work of over three days, and reported under the Employees' Compensation Ordinance.
- Figures in brackets denote the number of fatalities.
- The above injury figures are recorded as at 31 March 2010.

注释:

- 职业伤亡个案是指根据《雇员补偿条例》呈报由工作意外引致死亡或失去工作能力三天以上的受伤个案(包括工业意外个案)。
- 括号内的数字显示死亡人数。
- 上列伤亡数字为截至2010年3月31日所记录的数字。



Occupational Injuries in Education Services
in 2009

- analysed by Type of Accident -

二零零九年教育服务业之职业伤亡个案以意外类别分析

Type of Accident 意外类别		2008 二零零八年	2009 二零零九年
Trapped in or between objects	受困于物件之内或物件之间	20	23
Injured whilst lifting or carrying	提举或搬运物件时受伤	235	284
Slip, trip or fall on same level	滑倒、绊倒或在同一高度跌倒	433	436
Fall of person from height	人体从高处堕下	60	76
Striking against fixed or stationary object	与固定或不动的物件碰撞	52	61
Striking against or struck by moving object	被移动物件或与移动物件碰撞	122	104
Stepping on object	踏在物件上	8	5
Exposure to or contact with harmful substance	暴露于有害物质中或接触有害物质	6	9
Contact with electricity or electric discharge	触电或接触放出的电流	0	1
Trapped by collapsing or overturning object	受困于倒塌或翻侧的物件	1	0
Struck by falling object	遭堕下的物件撞击	20	13
Struck by moving vehicle	遭移动中的车辆撞倒	23	16
Contact with moving machinery or object being machined	触及开动中的机器或触及以机器制造中的物件	10	9
Drowning	遇溺	0	0
Exposure to fire	火警烧伤	0	0
Exposure to explosion	爆炸受伤	0	0
Injured by hand tool	被手工具所伤	26	38
Injured by fall of ground	泥土倾泻受伤	0	0
Asphyxiation	窒息	0	0
Contact with hot surface or substance	触及灼热表面或物质	15	21
Injured by animal	被动物所伤	11	7
Injured in workplace violence	于工作场所暴力事件中受伤	30	32
Others	其它类别	79 (2)	95 (4)
TOTAL	总 数	1 151 (2)	1 230 (4)

Notes:

- Occupational injuries (including industrial accidents) are injury cases arising from work accidents, resulting in death or incapacity for work of over three days, and reported under the Employees' Compensation Ordinance.
- Figures in brackets denote the number of fatalities.
- The above injury figures are recorded as at 31 March 2010.

注释:

- 职业伤亡个案是指根据《雇员补偿条例》呈报由工作意外引致死亡或失去工作能力三天以上的受伤个案(包括工业意外个案)。
- 括号内的数字显示死亡人数。
- 上列伤亡数字为截至2010年3月31日所记录的数字。



**Occupational Injuries in Medical, Dental & Other Health Services
in 2009**

- analysed by Type of Accident -

二零零九年医疗、牙科及其它保健服务业之职业伤亡个案以意外类别分析

Type of Accident 意外类别	2008 二零零八年	2009 二零零九年
Trapped in or between objects 受困于物件之内或物件之间	54	54
Injured whilst lifting or carrying 提举或搬运物件时受伤	533	518
Slip, trip or fall on same level 滑倒、绊倒或在同一高度跌倒	325	325
Fall of person from height 人体从高处堕下	17	20
Striking against fixed or stationary object 与固定或不动的物件碰撞	145	99
Striking against or struck by moving object 被移动物件或与移动物件碰撞	137	143
Stepping on object 踏在物件上	8	9
Exposure to or contact with harmful substance 暴露于有害物质中或接触有害物质	38	24
Contact with electricity or electric discharge 触电或接触放出的电流	0	0
Trapped by collapsing or overturning object 受困于倒塌或翻侧的物件	0	0
Struck by falling object 遭堕下的物件撞击	12	13
Struck by moving vehicle 遭移动中的车辆撞倒	71	65
Contact with moving machinery or object being machined 触及开动中的机器或触及以机器制造中的物件	9	5
Drowning 遇溺	0	0
Exposure to fire 火警烧伤	1	0
Exposure to explosion 爆炸受伤	0	0
Injured by hand tool 被手工具所伤	163	95
Injured by fall of ground 泥土倾泻受伤	0	0
Asphyxiation 窒息	0	0
Contact with hot surface or substance 触及灼热表面或物质	34	26
Injured by animal 被动物所伤	12	18
Injured in workplace violence 于工作场所暴力事件中受伤	165	113
Others 其它类别	44	98 (2)
TOTAL 总 数	1 768	1 625 (2)

Notes:

- Occupational injuries (including industrial accidents) are injury cases arising from work accidents, resulting in death or incapacity for work of over three days, and reported under the Employees' Compensation Ordinance.
- Figures in brackets denote the number of fatalities.
- The above injury figures are recorded as at 31 March 2010.

注释:

- 职业伤亡个案是指根据《雇员补偿条例》呈报由工作意外引致死亡或失去工作能力三天以上的受伤个案(包括工业意外个案)。
- 括号内的数字显示死亡人数。
- 上列伤亡数字为截至2010年3月31日所记录的数字。



**Occupational Injuries in Welfare Institutions
in 2009**

- analysed by Type of Accident -

二零零九年福利机构之职业伤亡个案以意外类别分析

Type of Accident 意外类别		2008 二零零八年	2009 二零零九年
Trapped in or between objects	受困于物件之内或物件之间	30	46
Injured whilst lifting or carrying	提举或搬运物件时受伤	472	462
Slip, trip or fall on same level	滑倒、绊倒或在同一高度跌倒	349	334
Fall of person from height	人体从高处堕下	33	34
Striking against fixed or stationary object	与固定或不动的物件碰撞	73	84
Striking against or struck by moving object	被移动物件或与移动物件碰撞	109	106
Stepping on object	踏在物件上	9	5
Exposure to or contact with harmful substance	暴露于有害物质中或接触有害物质	11	12
Contact with electricity or electric discharge	触电或接触放出的电流	0	0
Trapped by collapsing or overturning object	受困于倒塌或翻侧的物件	0	2 (1)
Struck by falling object	遭堕下的物件撞击	9	8
Struck by moving vehicle	遭移动中的车辆撞倒	39	34
Contact with moving machinery or object being machined	触及开动中的机器或触及以机器制造中的物件	4	8
Drowning	遇溺	0	0
Exposure to fire	火警烧伤	0	0
Exposure to explosion	爆炸受伤	0	0
Injured by hand tool	被手工具所伤	89	82
Injured by fall of ground	泥土倾泻受伤	0	0
Asphyxiation	窒息	0	0
Contact with hot surface or substance	触及灼热表面或物质	70	75
Injured by animal	被动物所伤	6	9
Injured in workplace violence	于工作场所暴力事件中受伤	120	123
Others	其它类别	67	73
TOTAL	总 数	1 490	1 497 (1)

Notes:

- Occupational injuries (including industrial accidents) are injury cases arising from work accidents, resulting in death or incapacity for work of over three days, and reported under the Employees' Compensation Ordinance.
- Figures in brackets denote the number of fatalities.
- The above injury figures are recorded as at 31 March 2010.

注释:

- 职业伤亡个案是指根据《雇员补偿条例》呈报由工作意外引致死亡或失去工作能力三天以上的受伤个案(包括工业意外个案)。
- 括号内的数字显示死亡人数。
- 上列伤亡数字为截至2010年3月31日所记录的数字。



Occupational Injuries in Sanitary and Similar Services
in 2009

- analysed by Type of Accident -

二零零九年清洁及同类服务业之职业伤亡个案以意外类别分析

Type of Accident 意外类别		2008 二零零八年		2009 二零零九年	
Trapped in or between objects	受困于物件之内或物件之间	109		119	
Injured whilst lifting or carrying	提举或搬运物件时受伤	561		588	
Slip, trip or fall on same level	滑倒、绊倒或在同一高度跌倒	756		840	
Fall of person from height	人体从高处堕下	64	(2)	49	
Striking against fixed or stationary object	与固定或不动的物件碰撞	257		203	
Striking against or struck by moving object	被移动物件或与移动物件碰撞	245		218	
Stepping on object	踏在物件上	22		15	
Exposure to or contact with harmful substance	暴露于有害物质中或接触有害物质	66		57	
Contact with electricity or electric discharge	触电或接触放出的电流	0		0	
Trapped by collapsing or overturning object	受困于倒塌或翻侧的物件	1		1	
Struck by falling object	遭堕下的物件撞击	27		29	
Struck by moving vehicle	遭移动中的车辆撞倒	89	(1)	84	(1)
Contact with moving machinery or object being machined	触及开动中的机器或触及以机器制造中的物件	10		1	
Drowning	遇溺	0		0	
Exposure to fire	火警烧伤	0		0	
Exposure to explosion	爆炸受伤	0		0	
Injured by hand tool	被手工具所伤	14		19	
Injured by fall of ground	泥土倾泻受伤	0		0	
Asphyxiation	窒息	0		0	
Contact with hot surface or substance	触及灼热表面或物质	27		20	
Injured by animal	被动物所伤	22		28	
Injured in workplace violence	于工作场所暴力事件中受伤	13		15	
Others	其它类别	46	(8)	52	(6)
TOTAL	总 数	2 329	(11)	2 338	(7)

Notes:

- Occupational injuries (including industrial accidents) are injury cases arising from work accidents, resulting in death or incapacity for work of over three days, and reported under the Employees' Compensation Ordinance.
- Figures in brackets denote the number of fatalities.
- The above injury figures are recorded as at 31 March 2010.

注释:

- 职业伤亡个案是指根据《雇员补偿条例》呈报由工作意外引致死亡或失去工作能力三天以上的受伤个案(包括工业意外个案)。
- 括号内的数字显示死亡人数。
- 上列伤亡数字为截至2010年3月31日所记录的数字。



**Industrial Accidents in All Industrial Undertakings
in 2009
- analysed by Industry -**

二零零九年所有工业经营之工业意外个案以行业分析

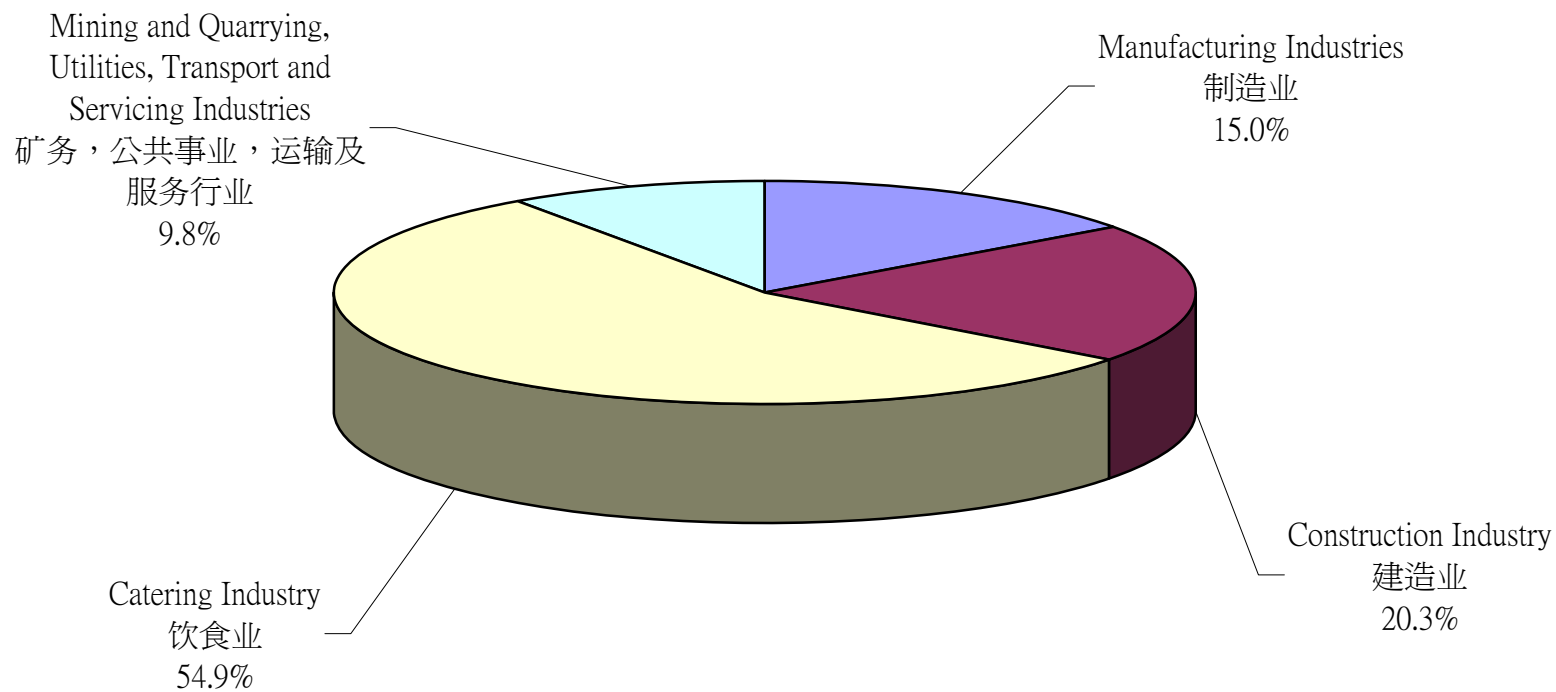
Industries 行 业	2008 二零零八年	2009 二零零九年
I. Manufacturing Industries 制造业	<u>2 467</u> (2)	<u>2 045</u> (1)
7 Major Manufacturing Industries 七大制造业		
Textile 纺织	186	95
Wearing Apparel 衣着	62	37
Electronics 电子	116	78
Metal 五金	78	45
Plastics 塑料	58	42
Shipbuilding and shiprepairing 造船及修船	78	76
Printing 印刷	251 (1)	185
Other Manufacturing Industries 其它制造业	1 638 (1)	1 487 (1)
II. Construction Industry 建筑业	<u>3 033</u> (20)	<u>2 755</u> (19)
III. Catering Industry 饮食业	<u>8 049</u>	<u>7 470</u>
IV. Mining and Quarrying, Utilities, Transport and Servicing Industries 矿业, 公共事业, 运输及服务行业	<u>1 383</u> (2)	<u>1 330</u> (1)
TOTAL 总数	<u>14 932</u> (24)	<u>13 600</u> (21)

- Notes:
1. Industrial accidents refer to injuries and deaths arising from industrial activities in industrial undertakings as defined under the Factories and Industrial Undertakings Ordinance.
 2. Figures in brackets denote the number of fatalities.
 3. The above accident figures are recorded as at 31 March 2010.

- 注释:
1. 工业意外是指在《工厂及工业经营条例》所界定的工业经营内发生的受伤或死亡意外, 而这些意外是因工业活动而引致的。
 2. 括号内的数字显示死亡人数。
 3. 上列意外数字为截至2010年3月31日所记录的数字。



二零零九年所有工业经营之工业意外个案以行业分析
Industrial Accidents in All Industrial Undertakings in 2009 -analysed by Industry



- Manufacturing Industries 制造业
- Construction Industry 建造业
- Catering Industry 饮食业
- Mining and Quarrying, Utilities, Transport and Servicing Industries 矿务，公共事业，运输及服务行业



**Industrial Accidents in All Industrial Undertakings
in 2009**

- analysed by Type of Accident -

二零零九年所有工业经营之工业意外个案以意外类别分析

Type of Accident 意外类别		2008 二零零八年		2009 二零零九年	
Trapped in or between objects	受困于物件之内或物件之间	307		333	
Injured whilst lifting or carrying	提举或搬运物件时受伤	2 768		2 763	
Slip, trip or fall on same level	滑倒、绊倒或在同一高度跌倒	2 414		2 212	
Fall of person from height	人体从高处堕下	566	(9)	579	(15)
Striking against fixed or stationary object	与固定或不动的物件碰撞	1 442		1 127	
Striking against or struck by moving object	被移动物件或与移动物件碰撞	1 505	(5)	1 242	(2)
Stepping on object	踏在物件上	70		48	
Exposure to or contact with harmful substance	暴露于有害物质中或接触有害物质	118		97	
Contact with electricity or electric discharge	触电或接触放出的电流	22	(5)	12	(1)
Trapped by collapsing or overturning object	受困于倒塌或翻侧的物件	13	(2)	2	
Struck by falling object	遭堕下的物件撞击	204	(1)	175	(1)
Struck by moving vehicle	遭移动中的车辆撞倒	203		151	
Contact with moving machinery or object being machined	触及开动中的机器或触及以机器制造中的物件	656		542	(1)
Drowning	遇溺	1	(1)	1	(1)
Exposure to fire	火警烧伤	25	(1)	33	
Exposure to explosion	爆炸受伤	5		6	
Injured by hand tool	被手工具所伤	2 467		2 281	
Injured by fall of ground	泥土倾泻受伤	2		1	
Asphyxiation	窒息	3		0	
Contact with hot surface or substance	触及灼热表面或物质	1 969		1 839	
Injured by animal	被动物所伤	71		59	
Injured in workplace violence	于工作场所暴力事件中受伤	0		0	
Others	其它类别	101		97	
TOTAL	总 数	14 932	(24)	13 600	(21)

Notes:

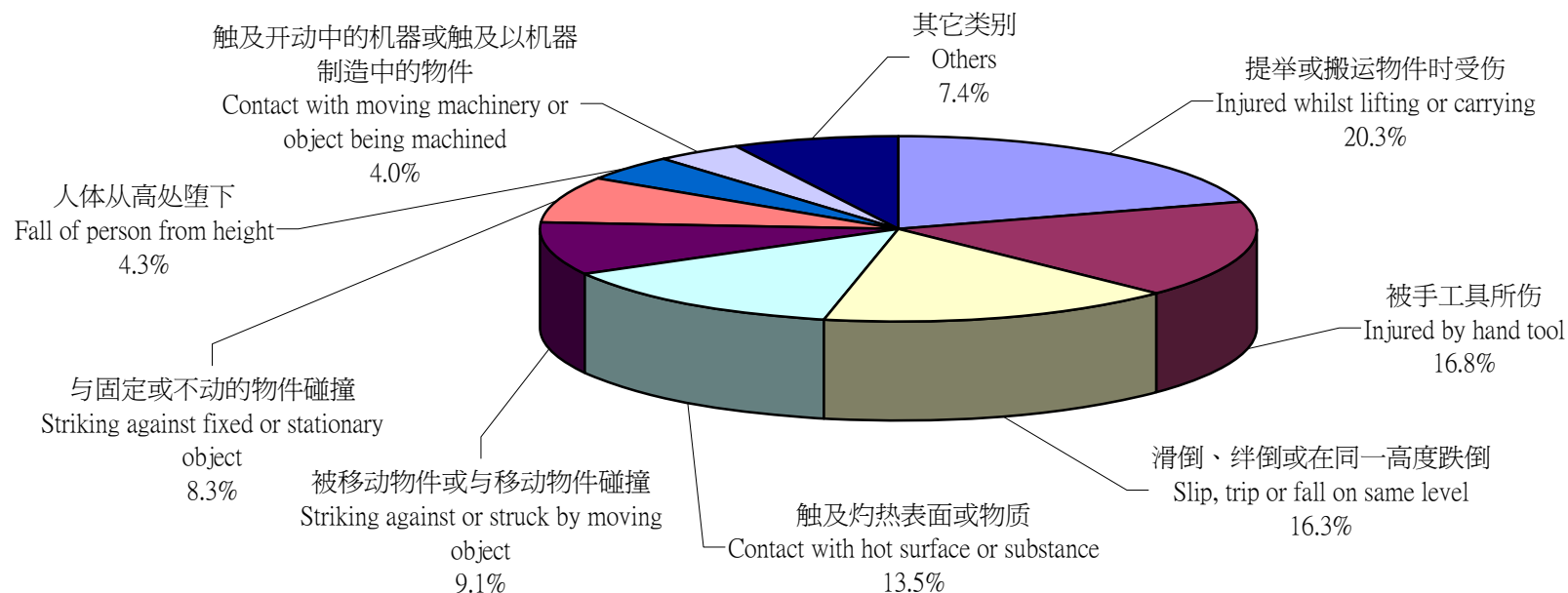
1. Industrial accidents refer to injuries and deaths arising from industrial activities in industrial undertakings as defined under the Factories and Industrial Undertakings Ordinance.
2. Figures in brackets denote the number of fatalities.
3. The above accident figures are recorded as at 31 March 2010.

注释:

1. 工业意外是指在《工厂及工业经营条例》所界定的工业经营内发生的受伤或死亡意外，而这些意外是因工业活动而引致的。
2. 括号内的数字显示死亡人数。
3. 上列意外数字为截至2010年3月31日所记录的数字。



二零零九年所有工业经营之工业意外个案以意外类别分析
Industrial Accidents in All Industrial Undertakings in 2009 -analysed by Type of Accident



- Injured whilst lifting or carrying 提举或搬运物件时受伤
- Injured by hand tool 被手工具所伤
- Slip, trip or fall on same level 滑倒、绊倒或在同一高度跌倒
- Contact with hot surface or substance 触及灼热表面或物质
- Striking against or struck by moving object 被移动物件或与移动物件碰撞
- Striking against fixed or stationary object 与固定或不动的物件碰撞
- Fall of person from height 人体从高处堕下
- Contact with moving machinery or object being machined 触及开动中的机器或触及以机器制造中的物件
- Others 其它类别



**Industrial Accidents in Manufacturing Industry
in 2009
- analysed by Type of Accident -**

二零零九年制造业之工业意外个案以意外类别分析

Type of Accident 意外类别		2008 二零零八年	2009 二零零九年
Trapped in or between objects	受困于物件之内或物件之间	92	73
Injured whilst lifting or carrying	提举或搬运物件时受伤	600	510
Slip, trip or fall on same level	滑倒、绊倒或在同一高度跌倒	377	317
Fall of person from height	人体从高处堕下	65 (1)	53
Striking against fixed or stationary object	与固定或不动的物件碰撞	285	202
Striking against or struck by moving object	被移动物件或与移动物件碰撞	301	250
Stepping on object	踏在物件上	20	12
Exposure to or contact with harmful substance	暴露于有害物质中或接触有害物质	31	20
Contact with electricity or electric discharge	触电或接触放出的电流	1	3 (1)
Trapped by collapsing or overturning object	受困于倒塌或翻侧的物件	1	0
Struck by falling object	遭堕下的物件撞击	32	31
Struck by moving vehicle	遭移动中的车辆撞倒	79	51
Contact with moving machinery or object being machined	触及开动中的机器或触及以机器制造中的物件	280	230
Drowning	遇溺	0	0
Exposure to fire	火警烧伤	4 (1)	3
Exposure to explosion	爆炸受伤	2	0
Injured by hand tool	被手工具所伤	168	172
Injured by fall of ground	泥土倾泻受伤	0	0
Asphyxiation	窒息	0	0
Contact with hot surface or substance	触及灼热表面或物质	116	101
Injured by animal	被动物所伤	0	0
Injured in workplace violence	于工作场所暴力事件中受伤	0	0
Others	其它类别	13	17
TOTAL	总 数	2 467 (2)	2 045 (1)

Notes:

1. Industrial accidents refer to injuries and deaths arising from industrial activities in industrial undertakings as defined under the Factories and Industrial Undertakings Ordinance.
2. Figures in brackets denote the number of fatalities.
3. The above accident figures are recorded as at 31 March 2010.

注释:

1. 工业意外是指在《工厂及工业经营条例》所界定的工业经营内发生的受伤或死亡意外，而这些意外是因工业活动而引致的。
2. 括号内的数字显示死亡人数。
3. 上列意外数字为截至2010年3月31日所记录的数字。



**Industrial Accidents in Textile Industry
in 2009
- analysed by Type of Accident -**

二零零九年纺织业之工业意外个案以意外类别分析

Type of Accident 意外类别		2008 二零零八年	2009 二零零九年
Trapped in or between objects	受困于物件之内或物件之间	6	2
Injured whilst lifting or carrying	提举或搬运物件时受伤	48	22
Slip, trip or fall on same level	滑倒、绊倒或在同一高度跌倒	25	13
Fall of person from height	人体从高处堕下	5	1
Striking against fixed or stationary object	与固定或不动的物件碰撞	17	7
Striking against or struck by moving object	被移动物件或与移动物件碰撞	26	10
Stepping on object	踏在物件上	0	1
Exposure to or contact with harmful substance	暴露于有害物质中或接触有害物质	3	1
Contact with electricity or electric discharge	触电或接触放出的电流	0	1
Trapped by collapsing or overturning object	受困于倒塌或翻侧的物件	0	0
Struck by falling object	遭堕下的物件撞击	2	1
Struck by moving vehicle	遭移动中的车辆撞倒	8	0
Contact with moving machinery or object being machined	触及开动中的机器或触及以机器制造中的物件	25	22
Drowning	遇溺	0	0
Exposure to fire	火警烧伤	0	0
Exposure to explosion	爆炸受伤	0	0
Injured by hand tool	被手工具所伤	15	7
Injured by fall of ground	泥土倾泻受伤	0	0
Asphyxiation	窒息	0	0
Contact with hot surface or substance	触及灼热表面或物质	5	5
Injured by animal	被动物所伤	0	0
Injured in workplace violence	于工作场所暴力事件中受伤	0	0
Others	其它类别	1	2
TOTAL	总 数	186	95

Notes:

1. Industrial accidents refer to injuries and deaths arising from industrial activities in industrial undertakings as defined under the Factories and Industrial Undertakings Ordinance.
2. Figures in brackets denote the number of fatalities.
3. The above accident figures are recorded as at 31 March 2010.

注释:

1. 工业意外是指在《工厂及工业经营条例》所界定的工业经营内发生的受伤或死亡意外，而这些意外是因工业活动而引致的。
2. 括号内的数字显示死亡人数。
3. 上列意外数字为截至2010年3月31日所记录的数字。



**Industrial Accidents in Wearing Apparel Industry
in 2009
- analysed by Type of Accident -**

二零零九年衣着行业之工业意外个案以意外类别分析

Type of Accident 意外类别		2008 二零零八年	2009 二零零九年
Trapped in or between objects	受困于物件之内或物件之间	1	1
Injured whilst lifting or carrying	提举或搬运物件时受伤	16	12
Slip, trip or fall on same level	滑倒、绊倒或在同一高度跌倒	9	5
Fall of person from height	人体从高处堕下	2	1
Striking against fixed or stationary object	与固定或不动的物件碰撞	4	3
Striking against or struck by moving object	被移动物件或与移动物件碰撞	4	3
Stepping on object	踏在物件上	0	0
Exposure to or contact with harmful substance	暴露于有害物质中或接触有害物质	0	0
Contact with electricity or electric discharge	触电或接触放出的电流	0	0
Trapped by collapsing or overturning object	受困于倒塌或翻侧的物件	0	0
Struck by falling object	遭堕下的物件撞击	1	2
Struck by moving vehicle	遭移动中的车辆撞倒	2	0
Contact with moving machinery or object being machined	触及开动中的机器或触及以机器制造中的物件	18	8
Drowning	遇溺	0	0
Exposure to fire	火警烧伤	0	0
Exposure to explosion	爆炸受伤	0	0
Injured by hand tool	被手工具所伤	4	2
Injured by fall of ground	泥土倾泻受伤	0	0
Asphyxiation	窒息	0	0
Contact with hot surface or substance	触及灼热表面或物质	1	0
Injured by animal	被动物所伤	0	0
Injured in workplace violence	于工作场所暴力事件中受伤	0	0
Others	其它类别	0	0
TOTAL	总 数	62	37

Notes:

1. Industrial accidents refer to injuries and deaths arising from industrial activities in industrial undertakings as defined under the Factories and Industrial Undertakings Ordinance.
2. Figures in brackets denote the number of fatalities.
3. The above accident figures are recorded as at 31 March 2010.

注释:

1. 工业意外是指在《工厂及工业经营条例》所界定的工业经营内发生的受伤或死亡意外，而这些意外是因工业活动而引致的。
2. 括号内的数字显示死亡人数。
3. 上列意外数字为截至2010年3月31日所记录的数字。



**Industrial Accidents in Electronics Industry
in 2009
- analysed by Type of Accident -**

二零零九年电子业之工业意外个案以意外类别分析

Type of Accident 意外类别		2008 二零零八年	2009 二零零九年
Trapped in or between objects	受困于物件之内或物件之间	6	2
Injured whilst lifting or carrying	提举或搬运物件时受伤	38	17
Slip, trip or fall on same level	滑倒、绊倒或在同一高度跌倒	14	14
Fall of person from height	人体从高处堕下	2	3
Striking against fixed or stationary object	与固定或不动的物件碰撞	10	7
Striking against or struck by moving object	被移动物件或与移动物件碰撞	11	11
Stepping on object	踏在物件上	0	0
Exposure to or contact with harmful substance	暴露于有害物质中或接触有害物质	9	5
Contact with electricity or electric discharge	触电或接触放出的电流	0	0
Trapped by collapsing or overturning object	受困于倒塌或翻侧的物件	0	0
Struck by falling object	遭堕下的物件撞击	0	1
Struck by moving vehicle	遭移动中的车辆撞倒	5	2
Contact with moving machinery or object being machined	触及开动中的机器或触及以机器制造中的物件	15	8
Drowning	遇溺	0	0
Exposure to fire	火警烧伤	0	1
Exposure to explosion	爆炸受伤	0	0
Injured by hand tool	被手工具所伤	3	5
Injured by fall of ground	泥土倾泻受伤	0	0
Asphyxiation	窒息	0	0
Contact with hot surface or substance	触及灼热表面或物质	3	0
Injured by animal	被动物所伤	0	0
Injured in workplace violence	于工作场所暴力事件中受伤	0	0
Others	其它类别	0	2
TOTAL	总 数	116	78

Notes:

1. Industrial accidents refer to injuries and deaths arising from industrial activities in industrial undertakings as defined under the Factories and Industrial Undertakings Ordinance.
2. Figures in brackets denote the number of fatalities.
3. The above accident figures are recorded as at 31 March 2010.

注释:

1. 工业意外是指在《工厂及工业经营条例》所界定的工业经营内发生的受伤或死亡意外，而这些意外是因工业活动而引致的。
2. 括号内的数字显示死亡人数。
3. 上列意外数字为截至2010年3月31日所记录的数字。



**Industrial Accidents in Metal Products Industry
in 2009
- analysed by Type of Accident -**

二零零九年五金制品业之工业意外个案以意外类别分析

Type of Accident 意外类别		2008 二零零八年	2009 二零零九年
Trapped in or between objects	受困于物件之内或物件之间	2	1
Injured whilst lifting or carrying	提举或搬运物件时受伤	17	16
Slip, trip or fall on same level	滑倒、绊倒或在同一高度跌倒	8	3
Fall of person from height	人体从高处堕下	1	0
Striking against fixed or stationary object	与固定或不动的物件碰撞	14	8
Striking against or struck by moving object	被移动物件或与移动物件碰撞	14	8
Stepping on object	踏在物件上	1	1
Exposure to or contact with harmful substance	暴露于有害物质中或接触有害物质	2	0
Contact with electricity or electric discharge	触电或接触放出的电流	0	0
Trapped by collapsing or overturning object	受困于倒塌或翻侧的物件	0	0
Struck by falling object	遭堕下的物件撞击	1	0
Struck by moving vehicle	遭移动中的车辆撞倒	1	0
Contact with moving machinery or object being machined	触及开动中的机器或触及以机器制造中的物件	9	6
Drowning	遇溺	0	0
Exposure to fire	火警烧伤	0	0
Exposure to explosion	爆炸受伤	0	0
Injured by hand tool	被手工具所伤	6	2
Injured by fall of ground	泥土倾泻受伤	0	0
Asphyxiation	窒息	0	0
Contact with hot surface or substance	触及灼热表面或物质	0	0
Injured by animal	被动物所伤	0	0
Injured in workplace violence	于工作场所暴力事件中受伤	0	0
Others	其它类别	2	0
TOTAL	总 数	78	45

Notes:

1. Industrial accidents refer to injuries and deaths arising from industrial activities in industrial undertakings as defined under the Factories and Industrial Undertakings Ordinance.
2. Figures in brackets denote the number of fatalities.
3. The above accident figures are recorded as at 31 March 2010.

注释:

1. 工业意外是指在《工厂及工业经营条例》所界定的工业经营内发生的受伤或死亡意外，而这些意外是因工业活动而引致的。
2. 括号内的数字显示死亡人数。
3. 上列意外数字为截至2010年3月31日所记录的数字。



**Industrial Accidents in Plastics Industry
in 2009
- analysed by Type of Accident -**

二零零九年塑料业之工业意外个案以意外类别分析

Type of Accident 意外类别		2008 二零零八年	2009 二零零九年
Trapped in or between objects	受困于物件之内或物件之间	1	1
Injured whilst lifting or carrying	提举或搬运物件时受伤	6	7
Slip, trip or fall on same level	滑倒、绊倒或在同一高度跌倒	4	6
Fall of person from height	人体从高处堕下	3	2
Striking against fixed or stationary object	与固定或不动的物件碰撞	4	0
Striking against or struck by moving object	被移动物件或与移动物件碰撞	9	10
Stepping on object	踏在物件上	0	1
Exposure to or contact with harmful substance	暴露于有害物质中或接触有害物质	2	0
Contact with electricity or electric discharge	触电或接触放出的电流	0	0
Trapped by collapsing or overturning object	受困于倒塌或翻侧的物件	0	0
Struck by falling object	遭堕下的物件撞击	1	2
Struck by moving vehicle	遭移动中的车辆撞倒	4	0
Contact with moving machinery or object being machined	触及开动中的机器或触及以机器制造中的物件	17	7
Drowning	遇溺	0	0
Exposure to fire	火警烧伤	0	0
Exposure to explosion	爆炸受伤	0	0
Injured by hand tool	被手工具所伤	3	4
Injured by fall of ground	泥土倾泻受伤	0	0
Asphyxiation	窒息	0	0
Contact with hot surface or substance	触及灼热表面或物质	2	2
Injured by animal	被动物所伤	0	0
Injured in workplace violence	于工作场所暴力事件中受伤	0	0
Others	其它类别	2	0
TOTAL	总 数	58	42

Notes:

1. Industrial accidents refer to injuries and deaths arising from industrial activities in industrial undertakings as defined under the Factories and Industrial Undertakings Ordinance.
2. Figures in brackets denote the number of fatalities.
3. The above accident figures are recorded as at 31 March 2010.

注释:

1. 工业意外是指在《工厂及工业经营条例》所界定的工业经营内发生的受伤或死亡意外，而这些意外是因工业活动而引致的。
2. 括号内的数字显示死亡人数。
3. 上列意外数字为截至2010年3月31日所记录的数字。



**Industrial Accidents in Shipbuilding and Shiprepairing Industry
in 2009
- analysed by Type of Accident -**

二零零九年造船及修船业之工业意外个案以意外类别分析

Type of Accident 意外类别		2008 二零零八年	2009 二零零九年
Trapped in or between objects	受困于物件之内或物件之间	1	4
Injured whilst lifting or carrying	提举或搬运物件时受伤	5	13
Slip, trip or fall on same level	滑倒、绊倒或在同一高度跌倒	16	12
Fall of person from height	人体从高处堕下	5	7
Striking against fixed or stationary object	与固定或不动的物件碰撞	15	10
Striking against or struck by moving object	被移动物件或与移动物件碰撞	19	15
Stepping on object	踏在物件上	1	0
Exposure to or contact with harmful substance	暴露于有害物质中或接触有害物质	0	0
Contact with electricity or electric discharge	触电或接触放出的电流	0	0
Trapped by collapsing or overturning object	受困于倒塌或翻侧的物件	0	0
Struck by falling object	遭堕下的物件撞击	3	1
Struck by moving vehicle	遭移动中的车辆撞倒	1	0
Contact with moving machinery or object being machined	触及开动中的机器或触及以机器制造中的物件	6	4
Drowning	遇溺	0	0
Exposure to fire	火警烧伤	0	0
Exposure to explosion	爆炸受伤	0	0
Injured by hand tool	被手工具所伤	5	8
Injured by fall of ground	泥土倾泻受伤	0	0
Asphyxiation	窒息	0	0
Contact with hot surface or substance	触及灼热表面或物质	1	2
Injured by animal	被动物所伤	0	0
Injured in workplace violence	于工作场所暴力事件中受伤	0	0
Others	其它类别	0	0
TOTAL	总 数	78	76

Notes:

1. Industrial accidents refer to injuries and deaths arising from industrial activities in industrial undertakings as defined under the Factories and Industrial Undertakings Ordinance.
2. Figures in brackets denote the number of fatalities.
3. The above accident figures are recorded as at 31 March 2010.

注释:

1. 工业意外是指在《工厂及工业经营条例》所界定的工业经营内发生的受伤或死亡意外，而这些意外是因工业活动而引致的。
2. 括号内的数字显示死亡人数。
3. 上列意外数字为截至2010年3月31日所记录的数字。



**Industrial Accidents in Printing Industry
in 2009
- analysed by Type of Accident -**

二零零九年印刷业之工业意外个案以意外类别分析

Type of Accident 意外类别		2008 二零零八年	2009 二零零九年
Trapped in or between objects	受困于物件之内或物件之间	7	7
Injured whilst lifting or carrying	提举或搬运物件时受伤	64	39
Slip, trip or fall on same level	滑倒、绊倒或在同一高度跌倒	30	20
Fall of person from height	人体从高处堕下	5	3
Striking against fixed or stationary object	与固定或不动的物件碰撞	35	29
Striking against or struck by moving object	被移动物件或与移动物件碰撞	26	11
Stepping on object	踏在物件上	0	1
Exposure to or contact with harmful substance	暴露于有害物质中或接触有害物质	1	1
Contact with electricity or electric discharge	触电或接触放出的电流	0	0
Trapped by collapsing or overturning object	受困于倒塌或翻侧的物件	0	0
Struck by falling object	遭堕下的物件撞击	0	0
Struck by moving vehicle	遭移动中的车辆撞倒	5	3
Contact with moving machinery or object being machined	触及开动中的机器或触及以机器制造中的物件	55	55
Drowning	遇溺	0	0
Exposure to fire	火警烧伤	2 (1)	0
Exposure to explosion	爆炸受伤	0	0
Injured by hand tool	被手工具所伤	17	14
Injured by fall of ground	泥土倾泻受伤	0	0
Asphyxiation	窒息	0	0
Contact with hot surface or substance	触及灼热表面或物质	2	1
Injured by animal	被动物所伤	0	0
Injured in workplace violence	于工作场所暴力事件中受伤	0	0
Others	其它类别	2	1
TOTAL	总 数	251 (1)	185

Notes:

1. Industrial accidents refer to injuries and deaths arising from industrial activities in industrial undertakings as defined under the Factories and Industrial Undertakings Ordinance.
2. Figures in brackets denote the number of fatalities.
3. The above accident figures are recorded as at 31 March 2010.

注释:

1. 工业意外是指在《工厂及工业经营条例》所界定的工业经营内发生的受伤或死亡意外，而这些意外是因工业活动而引致的。
2. 括号内的数字显示死亡人数。
3. 上列意外数字为截至2010年3月31日所记录的数字。



**Industrial Accidents in Construction Industry
in 2009**
- analysed by Type of Accident -

二零零九年建筑业之工业意外个案以意外类别分析

Type of Accident 意外类别		2008 二零零八年		2009 二零零九年	
Trapped in or between objects	受困于物件之内或物件之间	67		93	
Injured whilst lifting or carrying	提举或搬运物件时受伤	592		576	
Slip, trip or fall on same level	滑倒、绊倒或在同一高度跌倒	576		513	
Fall of person from height	人体从高处堕下	388	(8)	397	(15)
Striking against fixed or stationary object	与固定或不动的物件碰撞	281		219	
Striking against or struck by moving object	被移动物件或与移动物件碰撞	517	(4)	424	(2)
Stepping on object	踏在物件上	22		19	
Exposure to or contact with harmful substance	暴露于有害物质中或接触有害物质	24		8	
Contact with electricity or electric discharge	触电或接触放出的电流	19	(5)	5	
Trapped by collapsing or overturning object	受困于倒塌或翻侧的物件	10	(2)	0	
Struck by falling object	遭堕下的物件撞击	101	(1)	87	(1)
Struck by moving vehicle	遭移动中的车辆撞倒	25		17	
Contact with moving machinery or object being machined	触及开动中的机器或触及以机器制造中的物件	246		199	
Drowning	遇溺	0		1	(1)
Exposure to fire	火警烧伤	11		8	
Exposure to explosion	爆炸受伤	1		4	
Injured by hand tool	被手工具所伤	97		137	
Injured by fall of ground	泥土倾泻受伤	2		1	
Asphyxiation	窒息	3		0	
Contact with hot surface or substance	触及灼热表面或物质	22		21	
Injured by animal	被动物所伤	0		0	
Injured in workplace violence	于工作场所暴力事件中受伤	0		0	
Others	其它类别	29		26	
TOTAL	总 数	3 033	(20)	2 755	(19)

Notes:

1. Industrial accidents refer to injuries and deaths arising from industrial activities in industrial undertakings as defined under the Factories and Industrial Undertakings Ordinance.
2. Figures in brackets denote the number of fatalities.
3. The above accident figures are recorded as at 31 March 2010.

注释:

1. 工业意外是指在《工厂及工业经营条例》所界定的工业经营内发生的受伤或死亡意外，而这些意外是因工业活动而引致的。
2. 括号内的数字显示死亡人数。
3. 上列意外数字为截至2010年3月31日所记录的数字。



**Industrial Accidents in Catering Industry
in 2009
- analysed by Type of Accident -**

二零零九年饮食业之工业意外个案以意外类别分析

Type of Accident 意外类别		2008 二零零八年	2009 二零零九年
Trapped in or between objects	受困于物件之内或物件之间	88	102
Injured whilst lifting or carrying	提举或搬运物件时受伤	1 155	1 251
Slip, trip or fall on same level	滑倒、绊倒或在同一高度跌倒	1 261	1 192
Fall of person from height	人体从高处堕下	54	58
Striking against fixed or stationary object	与固定或不动的物件碰撞	751	567
Striking against or struck by moving object	被移动物件或与移动物件碰撞	407	338
Stepping on object	踏在物件上	12	5
Exposure to or contact with harmful substance	暴露于有害物质中或接触有害物质	57	61
Contact with electricity or electric discharge	触电或接触放出的电流	1	4
Trapped by collapsing or overturning object	受困于倒塌或翻侧的物件	0	0
Struck by falling object	遭堕下的物件撞击	44	31
Struck by moving vehicle	遭移动中的车辆撞倒	35	36
Contact with moving machinery or object being machined	触及开动中的机器或触及以机器制造中的物件	100	93
Drowning	遇溺	0	0
Exposure to fire	火警烧伤	7	21
Exposure to explosion	爆炸受伤	0	1
Injured by hand tool	被手工具所伤	2 151	1 911
Injured by fall of ground	泥土倾泻受伤	0	0
Asphyxiation	窒息	0	0
Contact with hot surface or substance	触及灼热表面或物质	1 814	1 702
Injured by animal	被动物所伤	71	59
Injured in workplace violence	于工作场所暴力事件中受伤	0	0
Others	其它类别	41	38
TOTAL	总 数	8 049	7 470

Notes:

1. Industrial accidents refer to injuries and deaths arising from industrial activities in industrial undertakings as defined under the Factories and Industrial Undertakings Ordinance.
2. Figures in brackets denote the number of fatalities.
3. The above accident figures are recorded as at 31 March 2010.

注释:

1. 工业意外是指在《工厂及工业经营条例》所界定的工业经营内发生的受伤或死亡意外，而这些意外是因工业活动而引致的。
2. 括号内的数字显示死亡人数。
3. 上列意外数字为截至2010年3月31日所记录的数字。



Statistics of Confirmed Occupational Diseases (excluding Silicosis, Asbestosis, Mesothelioma, Occupational Deafness and Gas Poisoning) by Industry in 2009

二零零九年各行业中经证实为职业病的个案数字统计(矽肺病、石棉沉着病、间皮瘤、职业性失聪及气体中毒除外)

Industries 行业	Occupational Disease Codes (2008)						Occupational Disease Codes (2009)					
	职业病译码(二零零八年)						职业病译码(二零零九年)					
	3	8	14	16	40	Total 总数	3	8	14	16	40	Total 总数
Agriculture and Fishing 农业及捕鱼业	0	0	0	0	0	0	0	0	0	0	0	0
Mining and Quarrying 采矿及采石业	0	0	0	0	0	0	0	0	0	0	0	0
Manufacturing 制造业	0	3	0	0	1	4	0	3	0	0	0	3
Electricity and Gas 电力及燃气业	0	0	0	0	0	0	0	0	0	0	0	0
Construction sites 建筑地盘	0	2	0	0	0	2	1	0	0	0	3	4
Wholesales, retail and import/export trades, restaurants & hotels 批发、零售、进出口贸易、饮食及酒店	0	12	0	2	0	14	0	10	0	0	2	12
Transport, storage and communications 运输、仓库及通讯业	0	1	0	1	0	2	0	4	0	0	0	4
Financing, insurance, real estate and Business services 金融、保险、地产及商用服务业	0	2	0	0	0	2	0	1	0	0	0	1
Community, Social & Personal Services 社区、社会及个人服务业	0	20	25	0	2	47	0	21	18	0	5	44
Total 总数	0	40	25	3	3	71	1	39	18	0	10	68

Occupational Disease Codes

3 = Compressed Air Illness
8 = Tenosynovitis of Hand or Forearm
14 = Tuberculosis
16 = *Streptococcus suis* Infection
40 = Occupational Dermatitis

职业病译码

3 = 气压病
8 = 手部或前臂腱鞘炎
14 = 结核病
16 = 猪型链球菌感染
40 = 职业性皮肤病

Notes:

- 1) For information on silicosis, asbestosis and mesothelioma, please refer to the Pneumoconiosis Compensation Fund Board.
- 2) For information on occupational deafness, please refer to the Occupational Deafness Compensation Board.

附注：

- 1) 有关矽肺病、石棉沉着病及间皮瘤，请参考肺尘埃沉着病补偿基金委员会所发表的资料。
- 2) 有关职业性失聪，请参考职业性失聪补偿管理局所发表的资料。



Number of Confirmed Occupational Diseases in 2009

二零零九年经证实为职业病的个案数字

Occupational Disease 职业病	2008 二零零八年	2009 二零零九年
Silicosis 矽肺病	65	86
Occupational Deafness 职业性失聪	58	77
Tenosynovitis of the Hand or Forearm 手部或前臂腱鞘炎	40	39
Tuberculosis 结核病	25	18
Gas Poisoning 气体中毒 ¹	4 (4)	17 (5)
Mesothelioma 间皮瘤 ²	1	15
Occupational Dermatitis 职业性皮肤病	3	10
Asbestosis 石棉沉着病	5	5
Compressed Air Illness 气压病	0	1
<i>Streptococcus suis</i> Infection 猪型链球菌感染	3	0
Total 总数	204	268

Notes:

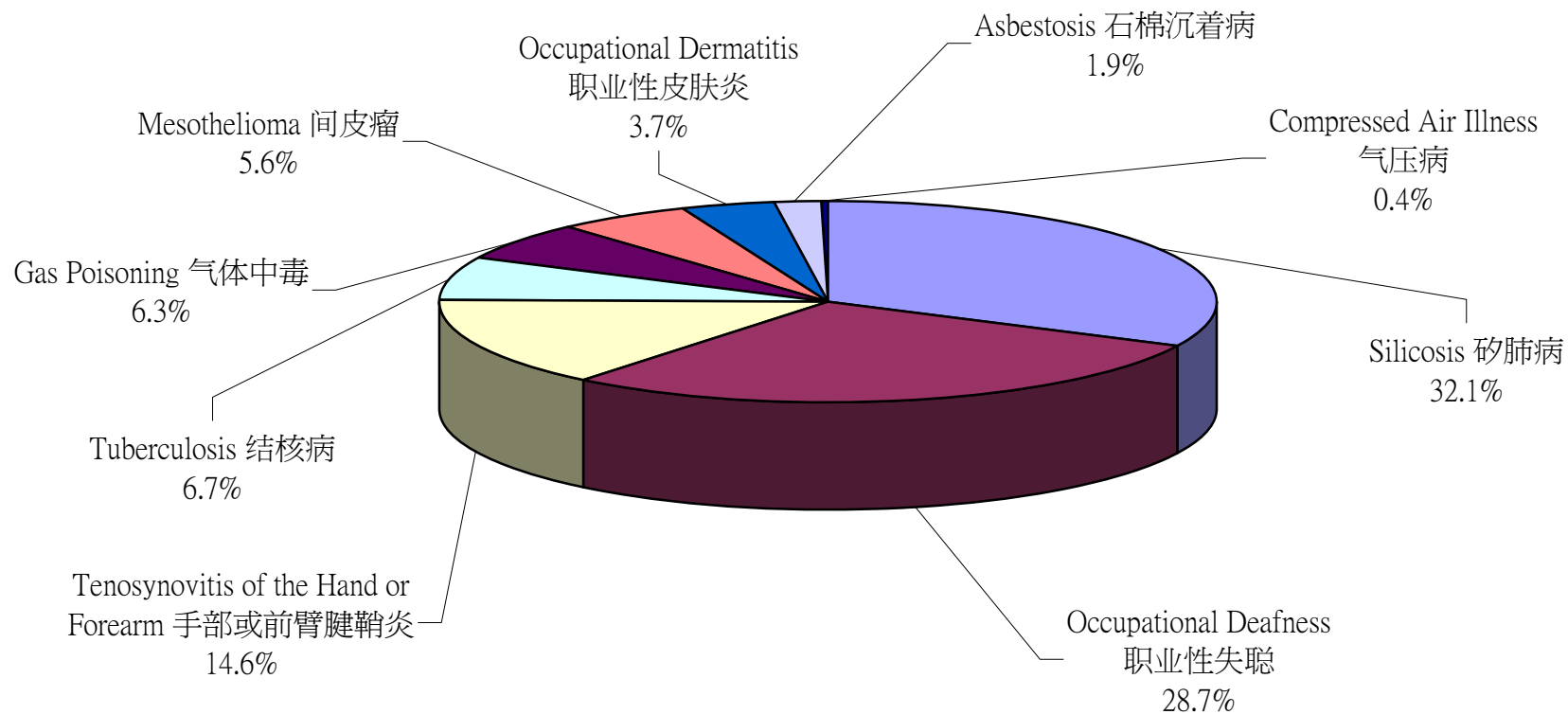
1. The figure in bracket denotes the number of incidents.
2. Mesothelioma was prescribed as a new occupational disease under the Pneumoconiosis and Mesothelioma (Compensation) Ordinance in April 2008.

附注：

1. 括号中的数字为事件次数。
2. 在2008年4月，间皮瘤被列入《肺尘埃沉着病及间皮瘤(补偿)条例》为新的职业病。



二零零九年经证实为职业病的个案数字
Number of Confirmed Occupational Diseases in 2009





Industrial Accidents in Construction Industry (2000 - 2009)

建造业之工业意外数字 (2000 - 2009)

	2000	2001	2002	2003	2004	2005	2006	2007	2008	2009
No. of Accidents 意外数目	11 925	9 206	6 239	4 367	3 833	3 548	3 400	3 042	3 033	2 755
No. of Fatalities 致命意外数目	29	28	24	25	17	25	16	19	20	19
Employment Size 受雇人数	79 599	80 302	73 223	64 112	63 520	59 266	52 865	50 185	49 422	50 501
Acc. rate/1 000 Workers 每1 000工人计的意外率	149.8	114.6	85.2	68.1	60.3	59.9	64.3	60.6	61.4	54.6
Fatality rate/1 000 Workers 每1 000工人计的致命意外率	0.364	0.349	0.328	0.390	0.268	0.422	0.303	0.379	0.405	0.376

Notes:

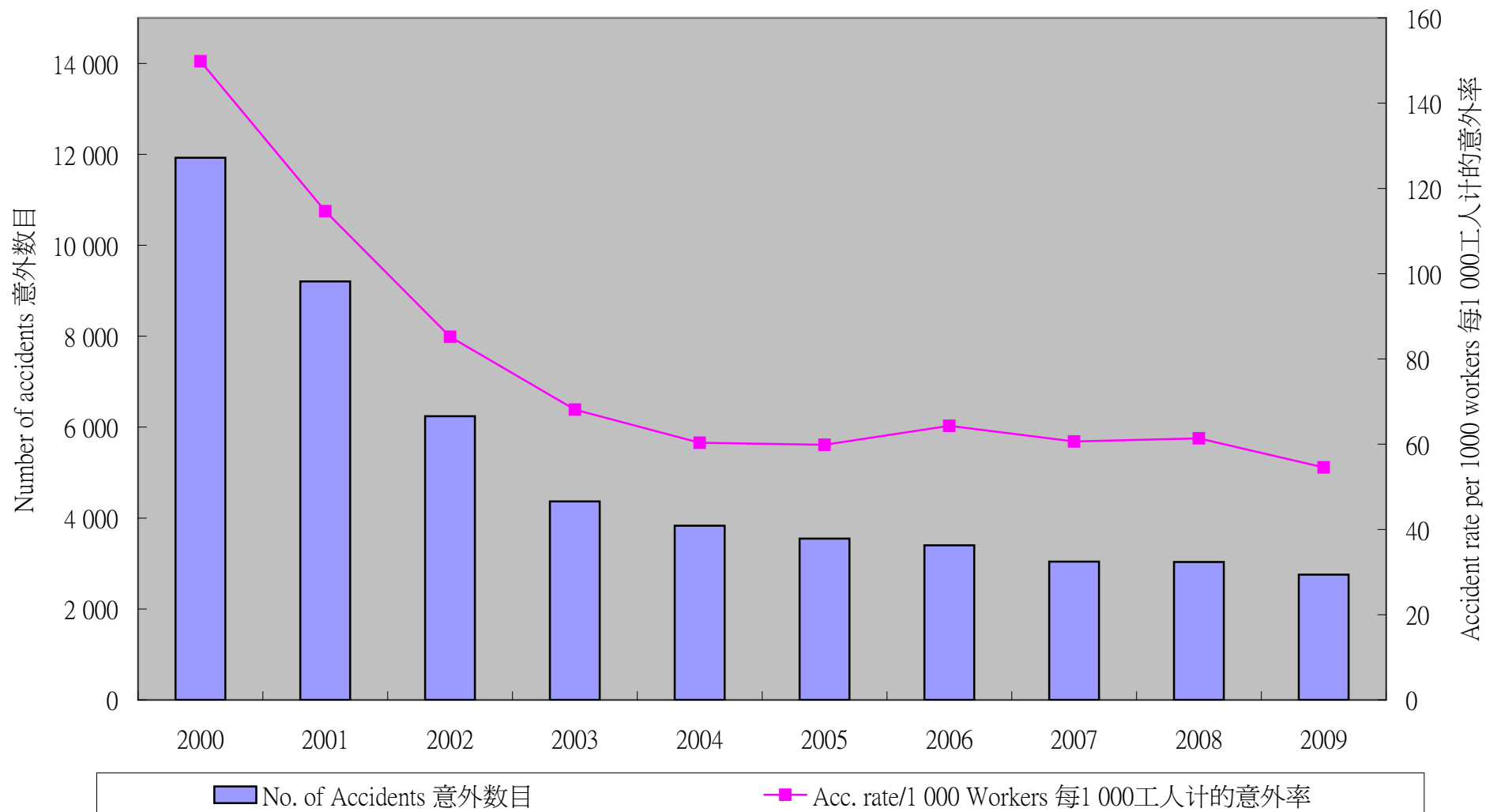
1. Accident figures are compiled based on Hong Kong Standard Industrial Classification (HSIC) Version 1.1.
2. Employment size only covers manual workers on construction sites.
3. Employment size for calculating the accident rate per 1 000 workers are based on the *Quarterly Report of Employment and Vacancies Statistics* published by the Census and Statistics Department (C&SD). Since 2009, the Quarterly Survey of Employment and Vacancies (SEV) conducted by the C&SD has been enhanced to adopt the Hong Kong Standard Industrial Classification (HSIC) Version 2.0 to replace the HSIC Version 1.1 in compiling the statistics on the number of establishments, persons engaged and vacancies. Hence, the employment size in 2009 are in HSIC Version 2.0.
4. The SEV coverage for Construction Industry under HSIC Version 1.1 and HSIC Version 2.0 are the same.

注释:

1. 意外数字是根据《香港标准行业分类1.1版》编制。
2. 受雇人数只包括在建筑地盘工作的工人。
3. 用以计算每1 000名工人计意外率之受雇人数资料源自政府统计处发表的《*就业及空缺按季统计报告*》。由2009年开始，政府统计处所进行的「雇佣及职位空缺按季统计调查」已采用《香港标准行业分类2.0版》编制机构单位数目、就业人数及职位空缺数目的统计数字，以取替沿用的《香港标准行业分类1.1版》。因此，2009年的受雇人数是按《香港标准行业分类2.0版》编制。
4. 「雇佣及职位空缺按季统计调查」中的建造业在《香港标准行业分类1.1版》和《香港标准行业分类2.0版》的涵盖范围是相同。



建造业之工业意外数字(2000 - 2009)
Industrial Accidents in Construction Industry (2000 - 2009)





Industrial Accidents in Catering Industry (2000 - 2009) 饮食业之工业意外数字 (2000 - 2009)

	2000	2001	2002	2003	2004	2005	2006	2007	2008	2009
No. of Accidents 意外数目	12 621	11 914	10 149	8 527	9 410	8 902	9 294	8 876	8 049	7 470
No. of Fatalities 致命意外数目	2	0	0	0	0	0	0	0	0	0
Employment Size 受雇人数	190 685	193 881	185 395	171 999	182 791	188 157	196 935	204 020	207 735	N/A
Acc. rate/1 000 Workers 每1 000工人计的意外率	66.2	61.5	54.7	49.6	51.5	47.3	47.2	43.5	38.7	N/A
Fatality rate/1 000 Workers 每1 000工人计的致命意外率	0.010	0.000	0.000	0.000	0.000	0.000	0.000	0.000	0.000	N/A

Notes:

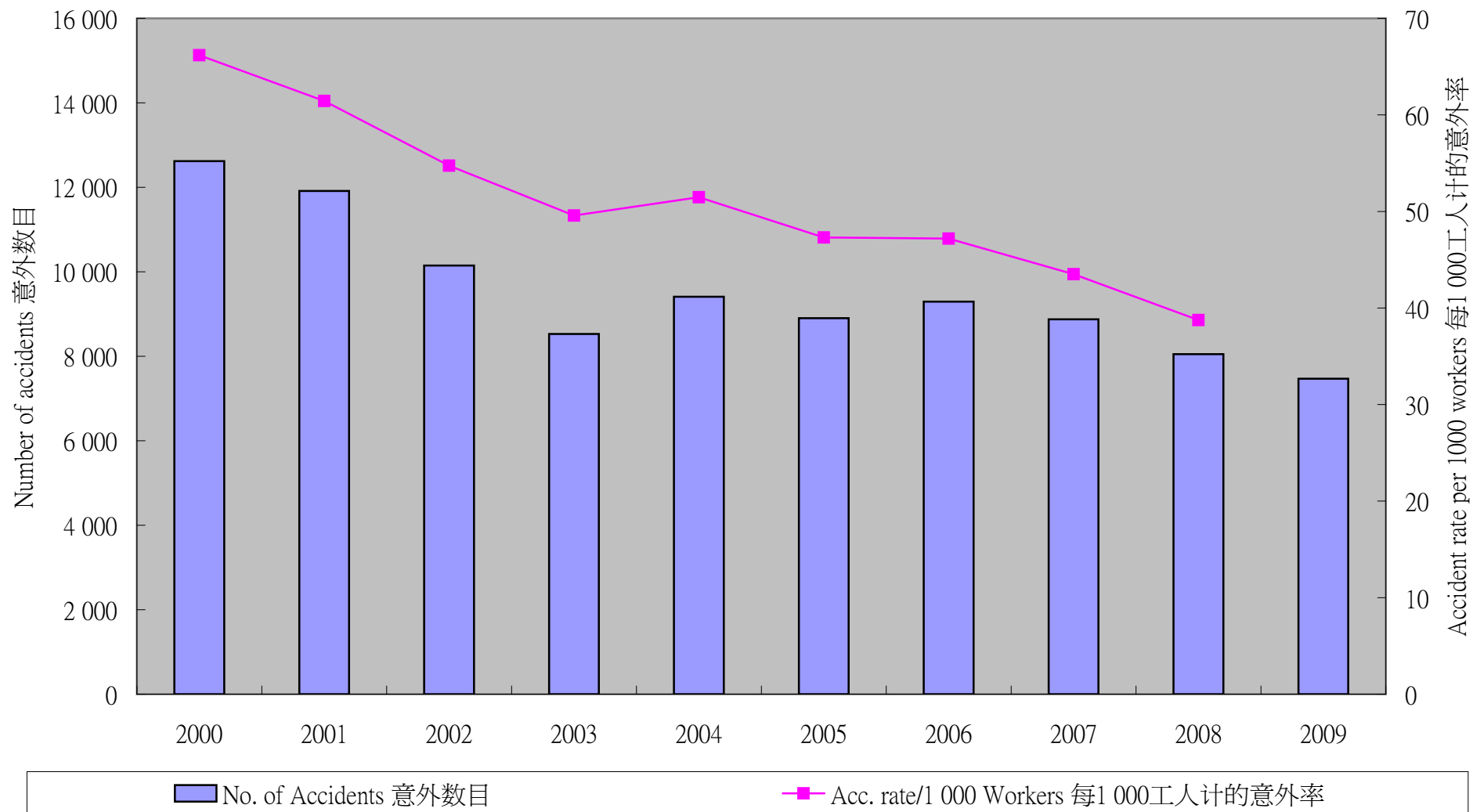
1. Accident figures are compiled based on Hong Kong Standard Industrial Classification (HSIC) Version 1.1.
2. Employment size for calculating the accident rate per 1 000 workers are based on the *Quarterly Report of Employment and Vacancies Statistics* published by the Census and Statistics Department (C&SD). Since 2009, the Quarterly Survey of Employment and Vacancies (SEV) conducted by the C&SD has been enhanced to adopt the Hong Kong Standard Industrial Classification (HSIC) Version 2.0 to replace the HSIC Version 1.1 in compiling the statistics on the number of establishments, persons engaged and vacancies. Hence, the employment size in 2009 are in HSIC Version 2.0.
3. Due to the changes in coverage of individual industries (except Construction Industry) in HSIC Version 2.0, their employment size under HSIC Version 1.1 are no longer available in the *Quarterly Report of Employment and Vacancies Statistics*. Hence, the employment size and accident rate of catering industry under HSIC Version 1.1 in 2009 are not available.
4. N/A means not available.

注释:

1. 意外数字是根据《香港标准行业分类1.1版》编制。
2. 用以计算每1 000名工人计意外率之受雇人数资料来源自政府统计处发表的《*就业及空缺按季统计报告*》。由2009年开始，政府统计处所进行的「雇佣及职位空缺按季统计调查」已采用《香港标准行业分类2.0版》编制机构单位数目、就业人数及职位空缺数目的统计数字，以取替沿用的《香港标准行业分类1.1版》。因此，2009年的受雇人数是按《香港标准行业分类2.0版》编制。
3. 由于《香港标准行业分类2.0版》改变了个别行业涵盖范围（建造业除外），《*就业及空缺按季统计报告*》不再发布以《香港标准行业分类1.1版》编制的受雇人数。因此，在2009年按《香港标准行业分类1.1版》所编制的饮食业受雇人数及意外率均未能提供。
4. N/A是指未能提供。



饮食业之工业意外数字 (2000 - 2009)
Industrial Accidents in Catering Industry (2000 - 2009)





Industrial Accidents in Manufacturing Industry (2000 - 2009) 制造业之工业意外数字 (2000 - 2009)

	2000	2001	2002	2003	2004	2005	2006	2007	2008	2009
No. of Accidents 意外数目	5 436	4 385	3 636	2 719	2 936	2 912	2 949	2 735	2 467	2 045
No. of Fatalities 致命意外数目	3	3	0	2	2	0	6	3	2	1
Employment Size 受雇人数	232 039	211 995	193 013	173 133	167 952	164 668	160 505	157 001	151 618	N/A
Acc. rate/1 000 Workers 每1 000工人计的意外率	23.4	20.7	18.8	15.7	17.5	17.7	18.4	17.4	16.3	N/A
Fatality rate/1 000 Workers 每1 000工人计的致命意外率	0.013	0.014	0.000	0.012	0.012	0.000	0.037	0.019	0.013	N/A

Notes:

1. Accident figures are compiled based on Hong Kong Standard Industrial Classification (HSIC) Version 1.1.
2. Employment size for calculating the accident rate per 1 000 workers are based on the *Quarterly Report of Employment and Vacancies Statistics* published by the Census and Statistics Department (C&SD). Since 2009, the Quarterly Survey of Employment and Vacancies (SEV) conducted by the C&SD has been enhanced to adopt the Hong Kong Standard Industrial Classification (HSIC) Version 2.0 to replace the HSIC Version 1.1 in compiling the statistics on the number of establishments, persons engaged and vacancies. Hence, the employment size in 2009 are in HSIC Version 2.0.
3. Due to the changes in coverage of individual industries (except Construction Industry) in HSIC Version 2.0, their employment size under HSIC Version 1.1 are no longer available in the *Quarterly Report of Employment and Vacancies Statistics*. Hence, the employment size and accident rate of manufacturing industry under HSIC Version 1.1 in 2009 are not available.
4. N/A means not available.

注释:

1. 意外数字是根据《香港标准行业分类1.1版》编制。
2. 用以计算每1 000名工人计意外率之受雇人数资料来源自政府统计处发表的《*就业及空缺按季统计报告*》。由2009年开始，政府统计处所进行的「雇佣及职位空缺按季统计调查」已采用《香港标准行业分类2.0版》编制机构单位数目、就业人数及职位空缺数目的统计数字，以取替沿用的《香港标准行业分类1.1版》。因此，2009年的受雇人数是按《香港标准行业分类2.0版》编制。
3. 由于《香港标准行业分类2.0版》改变了个别行业涵盖范围（建造业除外），《*就业及空缺按季统计报告*》不再发布以《香港标准行业分类1.1版》编制的受雇人数。因此，在2009年按《香港标准行业分类1.1版》所编制的制造业受雇人数及意外率均未能提供。
4. N/A是指未能提供。



制造业之工业意外数字 (2000 - 2009)
Industrial Accidents in Manufacturing Industry (2000 - 2009)





Industrial Accidents in Major Industries (2000 - 2009) 主要行业之工业意外数字 (2000 - 2009)

	2000	2001	2002	2003	2004	2005	2006	2007	2008	2009
No. of Accidents 意外数目										
Construction Industry 建筑业	11 925	9 206	6 239	4 367	3 833	3 548	3 400	3 042	3 033	2 755
Catering Industry 饮食业	12 621	11 914	10 149	8 527	9 410	8 902	9 294	8 876	8 049	7 470
Manufacturing Industry 制造业	5 436	4 385	3 636	2 719	2 936	2 912	2 949	2 735	2 467	2 045
Acc. Rate/1 000 Workers 每1 000工人计的意外率										
Construction Industry 建筑业	149.8	114.6	85.2	68.1	60.3	59.9	64.3	60.6	61.4	54.6
Catering Industry 饮食业	66.2	61.5	54.7	49.6	51.5	47.3	47.2	43.5	38.7	N/A
Manufacturing Industry 制造业	23.4	20.7	18.8	15.7	17.5	17.7	18.4	17.4	16.3	N/A

Notes:

- Accident figures are compiled based on Hong Kong Standard Industrial Classification (HSIC) Version 1.1.
- Employment size for calculating the accident rate per 1 000 workers are based on the *Quarterly Report of Employment and Vacancies Statistics* published by the Census and Statistics Department (C&SD). Since 2009, the Quarterly Survey of Employment and Vacancies (SEV) conducted by the C&SD has been enhanced to adopt the Hong Kong Standard Industrial Classification (HSIC) Version 2.0 to replace the HSIC Version 1.1 in compiling the statistics on the number of establishments, persons engaged and vacancies. Hence, the employment size in 2009 are in HSIC Version 2.0.
- Due to the changes in coverage of individual industries (except Construction Industry) in HSIC Version 2.0, their employment size under HSIC Version 1.1 are no longer available in the *Quarterly Report of Employment and Vacancies Statistics*. Hence, the accident rates of catering industry and manufacturing industry under HSIC Version 1.1 in 2009 are not available.
- The SEV coverage for Construction Industry under HSIC Version 1.1 and HSIC Version 2.0 are the same.
- N/A means not available.

注释:

- 意外数字是根据《香港标准行业分类1.1版》编制。
- 用以计算每1 000名工人计意外率之受雇人数资料来源自政府统计处发表的《*就业及空缺按季统计报告*》。由2009年开始，政府统计处所进行的「雇佣及职位空缺按季统计调查」已采用《香港标准行业分类2.0版》编制机构单位数目、就业人数及职位空缺数目的统计数字，以取替沿用的《香港标准行业分类1.1版》。因此，2009年的受雇人数是按《香港标准行业分类2.0版》编制。
- 由于《香港标准行业分类2.0版》改变了个别行业涵盖范围（建筑业除外），《*就业及空缺按季统计报告*》不再发布以《香港标准行业分类1.1版》编制的受雇人数。因此，在2009年按《香港标准行业分类1.1版》所编制的饮食业及制造业意外率均未能提供。
- 「雇佣及职位空缺按季统计调查」中的建筑业在《香港标准行业分类1.1版》和《香港标准行业分类2.0版》的涵盖范围是相同。
- N/A是指未能提供。



Industrial Accidents in All Industries (2000 - 2009) 所有行业之工业意外数字 (2000 - 2009)

	2000	2001	2002	2003	2004	2005	2006	2007	2008	2009
No. of Accidents 意外数目	33 652	28 518	22 453	17 249	17 533	16 917	17 286	16 117	14 932	13 600
No. of Fatalities 致命意外数目	43	34	25	28	24	29	26	25	24	21
Employment Size 受雇人数	651 441	638 978	600 781	550 655	556 572	552 160	549 109	550 121	549 866	N/A
Acc. rate/1 000 Workers 每1 000工人计的意外率	51.7	44.6	37.4	31.3	31.5	30.6	31.5	29.3	27.2	N/A
Fatality rate/1 000 Workers 每1 000工人计的致命意外率	0.066	0.053	0.042	0.051	0.043	0.053	0.047	0.045	0.044	N/A

Notes:

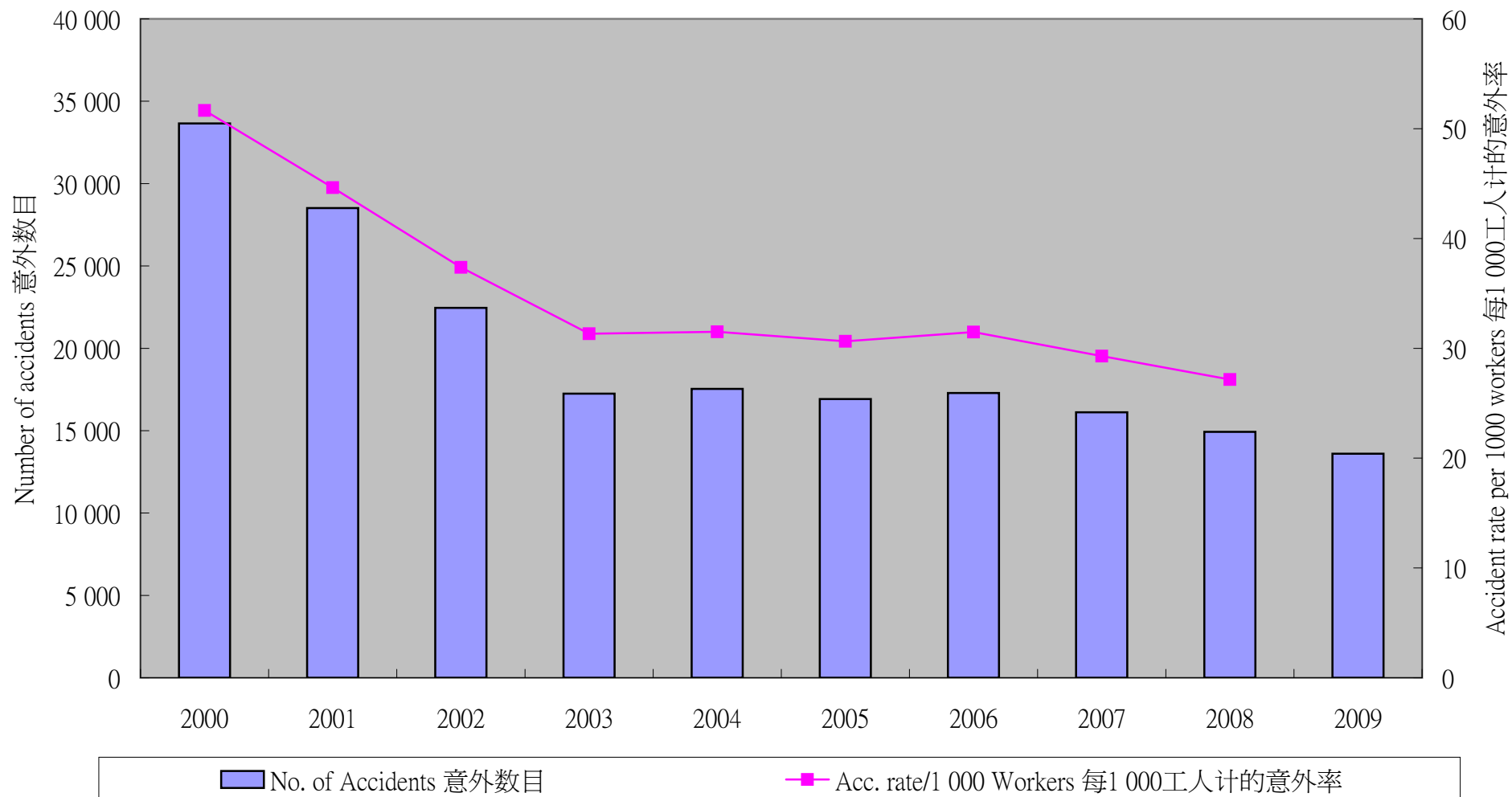
1. Accident figures are compiled based on Hong Kong Standard Industrial Classification (HSIC) Version 1.1.
2. Employment size for calculating the accident rate per 1 000 workers are based on the *Quarterly Report of Employment and Vacancies Statistics* published by the Census and Statistics Department (C&SD). Since 2009, the Quarterly Survey of Employment and Vacancies (SEV) conducted by the C&SD has been enhanced to adopt the Hong Kong Standard Industrial Classification (HSIC) Version 2.0 to replace the HSIC Version 1.1 in compiling the statistics on the number of establishments, persons engaged and vacancies. Hence, the employment size in 2009 are in HSIC Version 2.0.
3. Due to the changes in coverage of individual industries (except Construction Industry) in HSIC Version 2.0, their employment size under HSIC Version 1.1 are no longer available in the *Quarterly Report of Employment and Vacancies Statistics*. Hence, the employment size and accident rate of all industrial sectors under HSIC Version 1.1 in 2009 are not available.
4. N/A means not available.

注释:

1. 意外数字是根据《香港标准行业分类1.1版》编制。
2. 用以计算每1 000名工人计意外率之受雇人数资料源自政府统计处发表的《*就业及空缺按季统计报告*》。由2009年开始，政府统计处所进行的「雇佣及职位空缺按季统计调查」已采用《香港标准行业分类2.0版》编制机构单位数目、就业人数及职位空缺数目的统计数字，以取替沿用的《香港标准行业分类1.1版》。因此，2009年的受雇人数是按《香港标准行业分类2.0版》编制。
3. 由于《香港标准行业分类2.0版》改变了个别行业涵盖范围（建造业除外），《*就业及空缺按季统计报告*》不再发布以《香港标准行业分类1.1版》编制的受雇人数。因此，在2009年按《香港标准行业分类1.1版》所编制的所有行业受雇人数及意外率均未能提供。
4. N/A是指未能提供。



所有行业之工业意外数字 (2000 - 2009)
Industrial Accidents in All Industries (2000 - 2009)





Number of Confirmed Occupational Diseases (2000 - 2009)

2000 - 2009 经证实为职业病的个案数字

Occupational Disease	职业病	2000	2001	2002	2003	2004	2005	2006	2007	2008	2009
Radiation Illness	放射病	1	0	0	0	0	0	0	0	0	0
Compressed Air Illness	气压病	6	11	4	2	0	1	1	0	0	1
Tenosynovitis of Hand or Forearm	手部或前臂腱鞘炎	81	90	35	34	43	75	63	35	40	39
Carpal Tunnel Syndrome	腕管综合症	2	0	1	0	1	0	1	1	0	0
Tuberculosis	结核病	39	41	29	30	42	30	18	16	25	18
<i>Streptococcus suis</i> Infection	猪型链球菌感染	0	1	0	0	1	6	0	1	3	0
Cadmium Poisoning	镉中毒	0	0	0	0	3	0	1	0	0	0
Occupational Dermatitis	职业性皮肤病	17	24	29	10	7	10	8	7	3	10
Inflammation or Ulceration of the Mucous Membrane of the Upper Respiratory Passages or Mouth produced by Dust, Liquid or Vapour	因尘埃、液体或蒸气引致上呼吸道或口腔的黏膜发炎或溃疡	0	0	0	1	1	0	0	0	0	0
Occupational Asthma	职业性哮喘病	0	0	3	1	0	0	0	0	0	0
Silicosis	矽肺病	105	122	110	74	69	68	109	67	65	86
Asbestosis	石棉沉着病	11	9	9	6	4	2	7	2	5	5
Mesothelioma ¹	间皮瘤 ¹	n.a.	n.a.	n.a.	n.a.	n.a.	n.a.	n.a.	n.a.	1	15
Occupational Deafness	职业性失聪	206	121	114	74	52	60	51	47	58	77
Gas Poisoning ²	气体中毒 ²	36 (15)	11 (6)	30 (9)	26 (7)	28 (10)	4 (3)	5 (3)	1(1)	4(4)	17(5)
Total	总数	504	430	364	258	251	256	264	177	204	268

Notes :

1. Mesothelioma was prescribed as a new occupational disease under the Pneumoconiosis and Mesothelioma (Compensation) Ordinance in April 2008.
2. The figure in bracket denotes the number of incidents.
3. "n.a." means not applicable.

附注：

1. 在2008年4月，间皮瘤被列入《肺尘埃沉着病及间皮瘤(补偿)条例》为新的职业病。
2. 括号中的数字为事件次数。
3. "n.a." 是指不适用。



Occupational Injuries and Injury Rates in All Economic Activities in 2000 - 2009

二零零零年至二零零九年所有经济行业之职业伤亡个案及伤亡率

	2000	2001	2002	2003	2004	2005	2006	2007	2008	2009
Number of occupational injuries 伤亡个案	58 092	53 719	47 023	42 022	44 025	44 267	46 937	43 979	41 900	39 579
Injury rate per 1 000 employees 每1 000雇员计之伤亡率	23.3	21.6	19.2	17.7	18.1	17.8	18.4	16.9	15.8	15.0

Notes:

1. Injury figures are compiled based on Hong Kong Standard Industrial Classification (HSIC) Version 1.1.
2. Employment size for calculating the injury rate per 1 000 workers are based on the *Quarterly Report of Employment and Vacancies Statistics* published by the Census and Statistics Department (C&SD). Since 2009, the Quarterly Survey of Employment and Vacancies (SEV) conducted by the C&SD has been enhanced to adopt the Hong Kong Standard Industrial Classification (HSIC) Version 2.0 to replace the HSIC Version 1.1 in compiling the statistics on the number of establishments, persons engaged and vacancies. Hence, the employment size in 2009 are in HSIC Version 2.0.

注释:

1. 伤亡数字是根据《香港标准行业分类1.1版》编制。
2. 用以计算每1 000名工人计伤亡率之受雇人数资料源自政府统计处发表的《*就业及空缺按季统计报告*》。由2009年开始，政府统计处所进行的「雇佣及职位空缺按季统计调查」已采用《香港标准行业分类2.0版》编制机构单位数目、就业人数及职位空缺数目的统计数字，以取替沿用的《香港标准行业分类1.1版》。因此，2009年的受雇人数是按《香港标准行业分类2.0版》编制。



二零零零年至二零零九年所有经济行业之职业伤亡个案及伤亡率
Occupational Injuries and Injury Rates in All Economic Activities in 2000 - 2009

