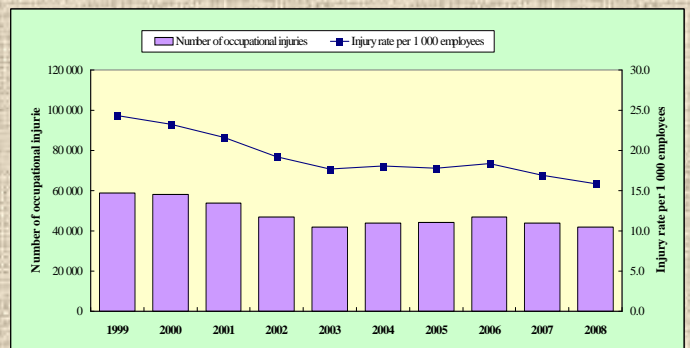


职业安全及健康统计数字2008



职业安全及健康部
 劳工处
 二零零九年十月





职业安全及健康统计数字

简介

这里所载的统计数字，是就香港与工作有关的意外和职业病提供资料及分析，显示不同经济界别和选定行业最近的意外趋势。雇主、雇员与安全及健康工作从业员可利用这些统计数字，按整体意外率及某行业的平均统计数字，与本身机构的表现作出比较。我们希望这类资料可协助个别机构，更能妥善地管理其安全及健康计划，从而改善安全表现。

在 1997 年或以前的每年意外数字，是根据当年内呈报给劳工处的意外数目计算。为更切合反映实际的情况，由 1998 年开始，意外数字乃根据在当年内所发生的个案计算。因此，1998 年的意外数字不适宜与 1998 年以前的数字作直接比较。但是 1999 年和之后的每年统计数字，则可与之作比较。

名词定义及其它资料

职业伤亡个案 是指根据《雇员补偿条例》呈报由工作意外引致死亡或失去工作能力 3 天以上的受伤个案（包括工业意外个案）。

工业意外 是指在《工厂及工业经营条例》所界定的工业经营内发生的受伤或死亡意外，而这些意外是因工业活动而引致的。

由 1998 年 1 月 1 日开始，劳工处采用个案发生日期替代个案呈报日期作为编算工作伤亡统计数据的基础，以便更准确地反映所述时段内发生的工伤个案。

职业病 是指根据《雇员补偿条例》、《职业性失聪(补偿)条例》和《肺尘埃沉着病及间皮瘤(补偿)条例》所呈报及经证实的职业病。

每一千名雇员计的职业伤亡率 的计算方法如下：

$$\frac{\text{职业伤亡数字}}{\text{所有经济行业就业人数}} \times 1\,000$$

每一千名工人计的工业意外率 的计算方法如下：

$$\frac{\text{工业意外数字}}{\text{相关行业就业人数}} \times 1\,000$$

就业人数资料源自政府统计处发表的就业及空缺按季统计报告。



由于每个国家就编制统计数字所定呈报意外及职业病的法例要求、涵盖的经济界别及采纳的劳动人口定义都不同，所以统计数字的资料成分或会因地而异。因此不同地区的意外及职业病统计数字，不一定能够直接互作比较，必须小心诠释。

如欲查询有关以上意外统计详情，请联络劳工处意外分析及资讯科

(电话号码： 2815 0678 传真号码：2541 8537)

如欲查询有关以上职业病统计详情，请联络劳工处职业医学科(健康推广)

(电话号码： 2852 4041 传真号码：2581 2049)

有关不安全工作地点及工序投诉，请致电劳工处意外分析及资讯科，

所有投诉均会绝对保密

(电话号码： 2542 2172)

电子邮件: enquiry@labour.gov.hk

网址: <http://www.labour.gov.hk>



**Occupational Injuries in All Workplaces
in 2008
- analysed by Major Economic Activity -**

二零零八年所有工作地点之职业伤亡个案以主要经济行业分析

| Major Economic Activity 主要经济行业 | | 2007 二零零七年 | | 2008 二零零八年 | |
|--|------------------------------|---------------|--------------|---------------|--------------|
| Agriculture and Fishing | 渔农业 | 176 | | 186 | |
| Mining and Quarrying | 采矿及采石业 | 0 | | 0 | |
| Manufacturing | 制造业 | 3 967 | (21) | 3 587 | (16) |
| Electricity and Gas | 电力及燃气业 | 33 | (1) | 48 | |
| Construction | 建造业 | 3 135 | (37) | 3 087 | (36) |
| Wholesale & Retail Trades, Restaurants and Hotels | 批发、零售、饮食及酒店业 | 13 916 | (16) | 12 805 | (16) |
| Transport & Related Services, Storage and Communication | 运输及有关行业、仓库及通讯业 | 5 023 | (26) | 5 169 | (23) |
| Financing, Insurance, Real Estate and Business Services (including Import & Export Trade) | 金融、保险、地产及商用服务业 (包括进出口贸易业) | 5 772 | (46) | 5 487 | (52) |
| Community, Social & Personal Services | 社区、社会及个人服务业 | 11 953 | (25) | 11 531 | (38) |
| Activities not adequately defined | 未能界定之行业 | 4 | | 0 | |
| TOTAL | 总数 | 43 979 | (172) | 41 900 | (181) |

Notes:

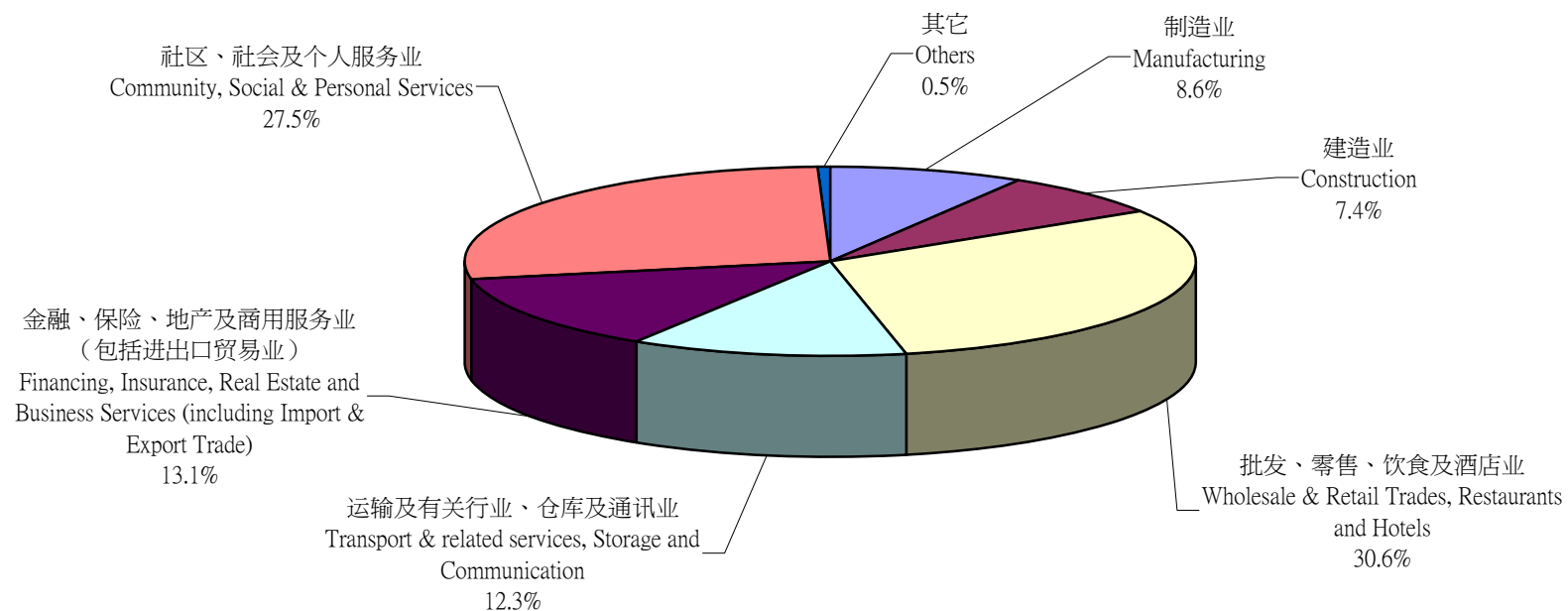
- Occupational injuries (including industrial accidents) are injury cases arising from work accidents, resulting in death or incapacity for work of over three days, and reported under the Employees' Compensation Ordinance. Since 1.1.1998, Labour Department has used the date of occurrence of an injury as the basis for computing work injury statistics instead of the date of reporting in order to reflect more accurately the number of work injuries occurring in the year.
- Figures in brackets denote the number of fatalities.
- The above injury figures are recorded as at 31 March 2009.

注释:

- 职业伤亡个案是指根据《雇员补偿条例》呈报由工作意外引致死亡或失去工作能力3天以上的受伤个案(包括工业意外个案)。由1998年1月1日开始,劳工处采用个案发生日期替代个案呈报日期作为编算工作伤亡统计数据的基础,以便更准确地反映所述时段内发生的工伤个案。
- 括号内的数字显示死亡人数。
- 上列伤亡数字为截至二零零九年三月三十一日所记录的数字。



二零零八年所有工作地点之职业伤亡个案以主要经济行业分析 Occupational Injuries in All Workplaces in 2008 - analysed by Major Economic Activity





**Occupational Injuries in All Workplaces
in 2008**
- analysed by Type of Accident -
二零零八年所有工作地点之职业伤亡个案以意外类别分析

| Type of Accident 意外类别 | | 2007 二零零七年 | | 2008 二零零八年 | |
|--|----------------------|---------------|--------------|---------------|--------------|
| Trapped in or between objects | 受困于物件之内或物件之间 | 974 | (3) | 1 011 | |
| Injured whilst lifting or carrying | 提举或搬运物件时受伤 | 9 074 | | 8 855 | |
| Slip, trip or fall on same level | 滑倒、绊倒或在同一高度跌倒 | 9 836 | (1) | 9 868 | (1) |
| Fall of person from height | 人体从高处堕下 | 1 585 | (20) | 1 575 | (25) |
| Striking against fixed or stationary object | 与固定或不动的物件碰撞 | 3 817 | | 3 583 | |
| Striking against or struck by moving object | 被移动物件或与移动物件碰撞 | 4 374 | (4) | 3 977 | (6) |
| Stepping on object | 踏在物件上 | 335 | | 224 | |
| Exposure to or contact with harmful substance | 暴露于有害物质中或接触有害物质 | 369 | | 344 | |
| Contact with electricity or electric discharge | 触电或接触放出的电流 | 30 | (2) | 35 | (5) |
| Trapped by collapsing or overturning object | 受困于倒塌或翻侧的物件 | 21 | (3) | 19 | (2) |
| Struck by falling object | 遭堕下的物件撞击 | 645 | (5) | 551 | (2) |
| Struck by moving vehicle | 遭移动中的车辆撞倒 | 2 446 | (29) | 2 451 | (34) |
| Contact with moving machinery or object being machined | 触及开动中的机器或触及以机器制造中的物件 | 955 | | 881 | |
| Drowning | 遇溺 | 7 | (7) | 4 | (4) |
| Exposure to fire | 火警烧伤 | 53 | (2) | 32 | (1) |
| Exposure to explosion | 爆炸受伤 | 10 | | 8 | |
| Injured by hand tool | 被手工具所伤 | 3 996 | | 3 627 | |
| Injured by fall of ground | 泥土倾泻受伤 | 1 | | 2 | |
| Asphyxiation | 窒息 | 3 | (3) | 6 | (3) |
| Contact with hot surface or substance | 触及灼热表面或物质 | 2 894 | | 2 488 | |
| Injured by animal | 被动物所伤 | 489 | | 414 | |
| Injured in workplace violence | 于工作场所暴力事件中受伤 | 1 005 | | 859 | (2) |
| Others | 其它类别 | 1 060 | (93) | 1 086 | (96) |
| TOTAL | 总 数 | 43 979 | (172) | 41 900 | (181) |

Notes:

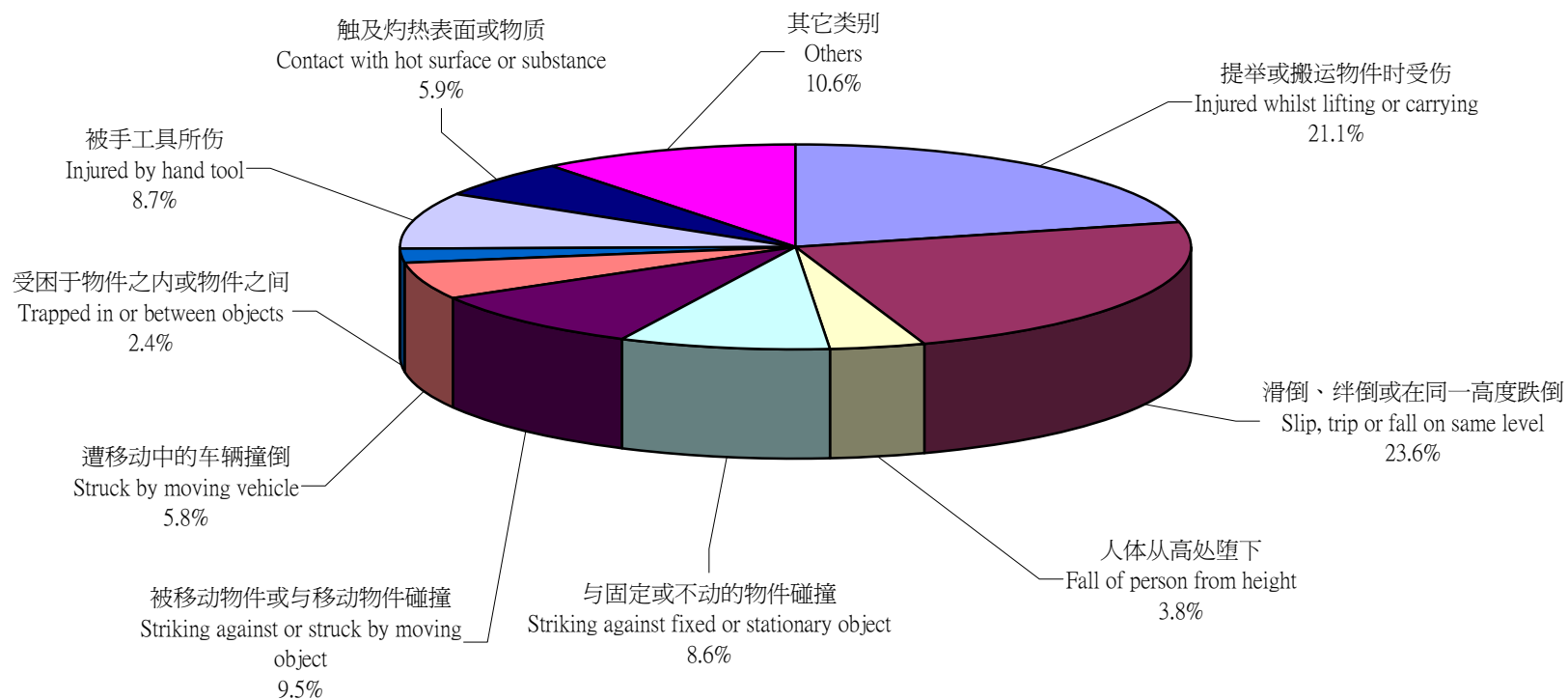
- Occupational injuries (including industrial accidents) are injury cases arising from work accidents, resulting in death or incapacity for work of over three days, and reported under the Employees' Compensation Ordinance. Since 1.1.1998, Labour Department has used the date of occurrence of an injury as the basis for computing work injury statistics instead of the date of reporting in order to reflect more accurately the number of work injuries occurring in the year.
- Figures in brackets denote the number of fatalities.
- The above injury figures are recorded as at 31 March 2009.

注释:

- 职业伤亡个案是指根据《雇员补偿条例》呈报由工作意外引致死亡或失去工作能力3天以上的受伤个案(包括工业意外个案)。由1998年1月1日开始,劳工处采用个案发生日期替代个案呈报日期作为编算工作伤亡统计数据的基础,以便更准确地反映所述时段内发生的工伤个案。
- 括号内的数字显示死亡人数。
- 上列伤亡数字为截至二零零九年三月三十一日所记录的数字。



二零零八所有工作地点之职业伤亡个案以意外类别分析
Occupational Injuries in All Workplaces in 2008 - analysed by Type of Accident



- | | |
|---|---|
| Injured whilst lifting or carrying 提举或搬运物件时受伤 | Slip, trip or fall on same level 滑倒、绊倒或在同一高度跌倒 |
| Fall of person from height 人体从高处堕下 | Striking against fixed or stationary object 与固定或不动的物件碰撞 |
| Striking against or struck by moving object 被移动物件或与移动物件碰撞 | Struck by moving vehicle 遭移动中的车辆撞倒 |
| Trapped in or between objects 受困于物件之内或物件之间 | Injured by hand tool 被手工具所伤 |
| Contact with hot surface or substance 触及灼热表面或物质 | Others 其它类别 |



**Occupational Injuries in Manufacturing Industry
in 2008
- analysed by Type of Accident -**

二零零八年制造业之职业伤亡个案以意外类别分析

| Type of Accident 意外类别 | | 2007 二零零七年 | | 2008 二零零八年 | |
|--|----------------------|---------------|-------------|---------------|-------------|
| Trapped in or between objects | 受困于物件之内或物件之间 | 92 | (1) | 109 | |
| Injured whilst lifting or carrying | 提举或搬运物件时受伤 | 860 | | 770 | |
| Slip, trip or fall on same level | 滑倒、绊倒或在同一高度跌倒 | 703 | | 671 | |
| Fall of person from height | 人体从高处坠下 | 101 | (2) | 110 | (3) |
| Striking against fixed or stationary object | 与固定或不动的物件碰撞 | 377 | | 330 | |
| Striking against or struck by moving object | 被移动物件或与移动物件碰撞 | 409 | (1) | 387 | |
| Stepping on object | 踏在物件上 | 38 | | 24 | |
| Exposure to or contact with harmful substance | 暴露于有害物质中或接触有害物质 | 34 | | 34 | |
| Contact with electricity or electric discharge | 触电或接触放出的电流 | 3 | (1) | 1 | |
| Trapped by collapsing or overturning object | 受困于倒塌或翻侧的物件 | 1 | | 1 | |
| Struck by falling object | 遭堕下的物件撞击 | 77 | | 44 | |
| Struck by moving vehicle | 遭移动中的车辆撞倒 | 415 | (3) | 445 | (6) |
| Contact with moving machinery or object being machined | 触及开动中的机器或触及以机器制造中的物件 | 337 | | 295 | |
| Drowning | 遇溺 | 1 | (1) | 0 | |
| Exposure to fire | 火警烧伤 | 5 | | 6 | (1) |
| Exposure to explosion | 爆炸受伤 | 1 | | 4 | |
| Injured by hand tool | 被手工具所伤 | 268 | | 182 | |
| Injured by fall of ground | 泥土倾泻受伤 | 0 | | 0 | |
| Asphyxiation | 窒息 | 2 | (2) | 0 | |
| Contact with hot surface or substance | 触及灼热表面或物质 | 140 | | 123 | |
| Injured by animal | 被动物所伤 | 8 | | 3 | |
| Injured in workplace violence | 于工作场所暴力事件中受伤 | 23 | | 12 | (1) |
| Others | 其它类别 | 72 | (10) | 36 | (5) |
| TOTAL | 总 数 | 3 967 | (21) | 3 587 | (16) |

Notes:

- Occupational injuries (including industrial accidents) are injury cases arising from work accidents, resulting in death or incapacity for work of over three days, and reported under the Employees' Compensation Ordinance. Since 1.1.1998, Labour Department has used the date of occurrence of an injury as the basis for computing work injury statistics instead of the date of reporting in order to reflect more accurately the number of work injuries occurring in the year.
- Figures in brackets denote the number of fatalities.
- The above injury figures are recorded as at 31 March 2009.

注释:

- 职业伤亡个案是指根据《雇员补偿条例》呈报由工作意外引致死亡或失去工作能力3天以上的受伤个案(包括工业意外个案)。由1998年1月1日开始,劳工处采用个案发生日期替代个案呈报日期作为编算工作伤亡统计数据的基础,以便更准确地反映所述时段内发生的工伤个案。
- 括号内的数字显示死亡人数。
- 上列伤亡数字为截至二零零九年三月三十一日所记录的数字。



**Occupational Injuries in Construction Industry
in 2008
- analysed by Type of Accident -**

二零零八年建筑业之职业伤亡个案以意外类别分析

| Type of Accident 意外类别 | | 2007 二零零七年 | | 2008 二零零八年 | |
|--|----------------------|---------------|-------------|---------------|-------------|
| Trapped in or between objects | 受困于物件之内或物件之间 | 68 | (2) | 67 | |
| Injured whilst lifting or carrying | 提举或搬运物件时受伤 | 590 | | 595 | |
| Slip, trip or fall on same level | 滑倒、绊倒或在同一高度跌倒 | 539 | | 584 | |
| Fall of person from height | 人体从高处堕下 | 366 | (10) | 389 | (8) |
| Striking against fixed or stationary object | 与固定或不动的物件碰撞 | 324 | | 285 | |
| Striking against or struck by moving object | 被移动物件或与移动物件碰撞 | 585 | | 517 | (4) |
| Stepping on object | 踏在物件上 | 33 | | 22 | |
| Exposure to or contact with harmful substance | 暴露于有害物质中或接触有害物质 | 20 | | 24 | |
| Contact with electricity or electric discharge | 触电或接触放出的电流 | 10 | (1) | 19 | (5) |
| Trapped by collapsing or overturning object | 受困于倒塌或翻侧的物件 | 13 | (2) | 10 | (2) |
| Struck by falling object | 遭堕下的物件撞击 | 114 | (3) | 101 | (1) |
| Struck by moving vehicle | 遭移动中的车辆撞倒 | 33 | (1) | 38 | (3) |
| Contact with moving machinery or object being machined | 触及开动中的机器或触及以机器制造中的物件 | 198 | | 246 | |
| Drowning | 遇溺 | 1 | (1) | 0 | |
| Exposure to fire | 火警烧伤 | 12 | | 11 | |
| Exposure to explosion | 爆炸受伤 | 2 | | 1 | |
| Injured by hand tool | 被手工具所伤 | 155 | | 99 | |
| Injured by fall of ground | 泥土倾泻受伤 | 1 | | 2 | |
| Asphyxiation | 窒息 | 0 | | 3 | |
| Contact with hot surface or substance | 触及灼热表面或物质 | 18 | | 22 | |
| Injured by animal | 被动物所伤 | 2 | | 1 | |
| Injured in workplace violence | 于工作场所暴力事件中受伤 | 8 | | 5 | |
| Others | 其它类别 | 43 | (17) | 46 | (13) |
| TOTAL | 总 数 | 3 135 | (37) | 3 087 | (36) |

Notes:

- Occupational injuries (including industrial accidents) are injury cases arising from work accidents, resulting in death or incapacity for work of over three days, and reported under the Employees' Compensation Ordinance. Since 1.1.1998, Labour Department has used the date of occurrence of an injury as the basis for computing work injury statistics instead of the date of reporting in order to reflect more accurately the number of work injuries occurring in the year.
- Figures in brackets denote the number of fatalities.
- The above injury figures are recorded as at 31 March 2009.

注释:

- 职业伤亡个案是指根据《雇员补偿条例》呈报由工作意外引致死亡或失去工作能力3天以上的受伤个案(包括工业意外个案)。由1998年1月1日开始,劳工处采用个案发生日期替代个案呈报日期作为编算工作伤亡统计数据的基础,以便更准确地反映所述时段内发生的工伤个案。
- 括号内的数字显示死亡人数。
- 上列伤亡数字为截至二零零九年三月三十一日所记录的数字。



**Occupational Injuries in Catering Industry
in 2008
- analysed by Type of Accident -**

二零零八年饮食业之职业伤亡个案以意外类别分析

| Type of Accident 意外类别 | | 2007 二零零七年 | 2008 二零零八年 |
|--|----------------------|------------------|------------------|
| Trapped in or between objects | 受困于物件之内或物件之间 | 105 | 95 |
| Injured whilst lifting or carrying | 提举或搬运物件时受伤 | 1 230 | 1 182 |
| Slip, trip or fall on same level | 滑倒、绊倒或在同一高度跌倒 | 1 504 | 1 357 |
| Fall of person from height | 人体从高处堕下 | 50 | 56 |
| Striking against fixed or stationary object | 与固定或不动的物件碰撞 | 904 | 768 |
| Striking against or struck by moving object | 被移动物件或与移动物件碰撞 | 601 | 426 |
| Stepping on object | 踏在物件上 | 20 | 13 |
| Exposure to or contact with harmful substance | 暴露于有害物质中或接触有害物质 | 68 | 57 |
| Contact with electricity or electric discharge | 触电或接触放出的电流 | 5 | 2 |
| Trapped by collapsing or overturning object | 受困于倒塌或翻侧的物件 | 2 | 0 |
| Struck by falling object | 遭堕下的物件撞击 | 38 | 46 |
| Struck by moving vehicle | 遭移动中的车辆撞倒 | 128 (2) | 91 (1) |
| Contact with moving machinery or object being machined | 触及开动中的机器或触及以机器制造中的物件 | 127 | 100 |
| Drowning | 遇溺 | 0 | 0 |
| Exposure to fire | 火警烧伤 | 18 | 7 |
| Exposure to explosion | 爆炸受伤 | 3 | 0 |
| Injured by hand tool | 被手工具所伤 | 2 232 | 2 170 |
| Injured by fall of ground | 泥土倾泻受伤 | 0 | 0 |
| Asphyxiation | 窒息 | 0 | 0 |
| Contact with hot surface or substance | 触及灼热表面或物质 | 2 147 | 1 830 |
| Injured by animal | 被动物所伤 | 114 | 74 |
| Injured in workplace violence | 于工作场所暴力事件中受伤 | 33 | 25 |
| Others | 其它类别 | 60 (7) | 65 (6) |
| TOTAL | 总 数 | 9 389 (9) | 8 364 (7) |

Notes:

- Occupational injuries (including industrial accidents) are injury cases arising from work accidents, resulting in death or incapacity for work of over three days, and reported under the Employees' Compensation Ordinance. Since 1.1.1998, Labour Department has used the date of occurrence of an injury as the basis for computing work injury statistics instead of the date of reporting in order to reflect more accurately the number of work injuries occurring in the year.
- Figures in brackets denote the number of fatalities.
- The above injury figures are recorded as at 31 March 2009.

注释:

- 职业伤亡个案是指根据《雇员补偿条例》呈报由工作意外引致死亡或失去工作能力3天以上的受伤个案(包括工业意外个案)。由1998年1月1日开始,劳工处采用个案发生日期替代个案呈报日期作为编算工作伤亡统计数据的基础,以便更准确地反映所述时段内发生的工伤个案。
- 括号内的数字显示死亡人数。
- 上列伤亡数字为截至二零零九年三月三十一日所记录的数字。



**Occupational Injuries in Wholesale Trade
in 2008
- analysed by Type of Accident -**

二零零八年批发业之职业伤亡个案以意外类别分析

| Type of Accident 意外类别 | | 2007 二零零七年 | 2008 二零零八年 |
|--|----------------------|----------------|----------------|
| Trapped in or between objects | 受困于物件之内或物件之间 | 11 | 14 |
| Injured whilst lifting or carrying | 提举或搬运物件时受伤 | 184 | 176 |
| Slip, trip or fall on same level | 滑倒、绊倒或在同一高度跌倒 | 120 | 128 |
| Fall of person from height | 人体从高处堕下 | 31 | 33 |
| Striking against fixed or stationary object | 与固定或不动的物件碰撞 | 36 | 30 |
| Striking against or struck by moving object | 被移动物件或与移动物件碰撞 | 63 | 66 |
| Stepping on object | 踏在物件上 | 4 | 2 |
| Exposure to or contact with harmful substance | 暴露于有害物质中或接触有害物质 | 4 | 2 |
| Contact with electricity or electric discharge | 触电或接触放出的电流 | 0 | 0 |
| Trapped by collapsing or overturning object | 受困于倒塌或翻侧的物件 | 1 | 0 |
| Struck by falling object | 遭堕下的物件撞击 | 7 | 3 |
| Struck by moving vehicle | 遭移动中的车辆撞倒 | 69 | 51 |
| Contact with moving machinery or object being machined | 触及开动中的机器或触及以机器制造中的物件 | 15 | 20 |
| Drowning | 遇溺 | 0 | 0 |
| Exposure to fire | 火警烧伤 | 0 | 0 |
| Exposure to explosion | 爆炸受伤 | 0 | 0 |
| Injured by hand tool | 被手工具所伤 | 41 | 30 |
| Injured by fall of ground | 泥土倾泻受伤 | 0 | 0 |
| Asphyxiation | 窒息 | 0 | 1 (1) |
| Contact with hot surface or substance | 触及灼热表面或物质 | 1 | 3 |
| Injured by animal | 被动物所伤 | 6 | 6 |
| Injured in workplace violence | 于工作场所暴力事件中受伤 | 5 | 2 |
| Others | 其它类别 | 13 (2) | 8 (1) |
| TOTAL | 总 数 | 611 (2) | 575 (2) |

Notes:

- Occupational injuries (including industrial accidents) are injury cases arising from work accidents, resulting in death or incapacity for work of over three days, and reported under the Employees' Compensation Ordinance. Since 1.1.1998, Labour Department has used the date of occurrence of an injury as the basis for computing work injury statistics instead of the date of reporting in order to reflect more accurately the number of work injuries occurring in the year.
- Figures in brackets denote the number of fatalities.
- The above injury figures are recorded as at 31 March 2009.

注释:

- 职业伤亡个案是指根据《雇员补偿条例》呈报由工作意外引致死亡或失去工作能力3天以上的受伤个案(包括工业意外个案)。由1998年1月1日开始,劳工处采用个案发生日期替代个案呈报日期作为编算工作伤亡统计数据的基础,以便更准确地反映所述时段内发生的工伤个案。
- 括号内的数字显示死亡人数。
- 上列伤亡数字为截至二零零九年三月三十一日所记录的数字。



**Occupational Injuries in Retail Trade
in 2008
- analysed by Type of Accident -**

二零零八年零售业之职业伤亡个案以意外类别分析

| Type of Accident 意外类别 | | 2007 二零零七年 | 2008 二零零八年 |
|--|----------------------|------------------|------------------|
| Trapped in or between objects | 受困于物件之内或物件之间 | 44 | 46 |
| Injured whilst lifting or carrying | 提举或搬运物件时受伤 | 783 | 770 |
| Slip, trip or fall on same level | 滑倒、绊倒或在同一高度跌倒 | 480 | 532 |
| Fall of person from height | 人体从高处堕下 | 167 | 180 (1) |
| Striking against fixed or stationary object | 与固定或不动的物件碰撞 | 221 | 243 |
| Striking against or struck by moving object | 被移动物件或与移动物件碰撞 | 256 | 232 |
| Stepping on object | 踏在物件上 | 25 | 15 |
| Exposure to or contact with harmful substance | 暴露于有害物质中或接触有害物质 | 10 | 12 |
| Contact with electricity or electric discharge | 触电或接触放出的电流 | 2 | 0 |
| Trapped by collapsing or overturning object | 受困于倒塌或翻侧的物件 | 0 | 2 |
| Struck by falling object | 遭堕下的物件撞击 | 58 | 49 |
| Struck by moving vehicle | 遭移动中的车辆撞倒 | 142 (1) | 127 (2) |
| Contact with moving machinery or object being machined | 触及开动中的机器或触及以机器制造中的物件 | 64 | 32 |
| Drowning | 遇溺 | 0 | 0 |
| Exposure to fire | 火警烧伤 | 0 | 0 |
| Exposure to explosion | 爆炸受伤 | 0 | 0 |
| Injured by hand tool | 被手工具所伤 | 305 | 289 |
| Injured by fall of ground | 泥土倾泻受伤 | 0 | 0 |
| Asphyxiation | 窒息 | 0 | 0 |
| Contact with hot surface or substance | 触及灼热表面或物质 | 39 | 38 |
| Injured by animal | 被动物所伤 | 36 | 27 |
| Injured in workplace violence | 于工作场所暴力事件中受伤 | 31 | 28 |
| Others | 其它类别 | 40 (4) | 45 (3) |
| TOTAL | 总 数 | 2 703 (5) | 2 667 (6) |

Notes:

- Occupational injuries (including industrial accidents) are injury cases arising from work accidents, resulting in death or incapacity for work of over three days, and reported under the Employees' Compensation Ordinance. Since 1.1.1998, Labour Department has used the date of occurrence of an injury as the basis for computing work injury statistics instead of the date of reporting in order to reflect more accurately the number of work injuries occurring in the year.
- Figures in brackets denote the number of fatalities.
- The above injury figures are recorded as at 31 March 2009.

注释:

- 职业伤亡个案是指根据《雇员补偿条例》呈报由工作意外引致死亡或失去工作能力3天以上的受伤个案(包括工业意外个案)。由1998年1月1日开始,劳工处采用个案发生日期替代个案呈报日期作为编算工作伤亡统计数据的基础,以便更准确地反映所述时段内发生的工伤个案。
- 括号内的数字显示死亡人数。
- 上列伤亡数字为截至二零零九年三月三十一日所记录的数字。



**Occupational Injuries in Hotels and Boarding Houses
in 2008
- analysed by Type of Accident -**

二零零八年酒店及旅舍业之职业伤亡个案以意外类别分析

| Type of Accident 意外类别 | | 2007 二零零七年 | 2008 二零零八年 |
|--|----------------------|---------------|------------------|
| Trapped in or between objects | 受困于物件之内或物件之间 | 38 | 27 |
| Injured whilst lifting or carrying | 提举或搬运物件时受伤 | 240 | 250 |
| Slip, trip or fall on same level | 滑倒、绊倒或在同一高度跌倒 | 266 | 225 |
| Fall of person from height | 人体从高处堕下 | 27 | 22 |
| Striking against fixed or stationary object | 与固定或不动的物件碰撞 | 156 | 187 |
| Striking against or struck by moving object | 被移动物件或与移动物件碰撞 | 152 | 137 |
| Stepping on object | 踏在物件上 | 10 | 6 |
| Exposure to or contact with harmful substance | 暴露于有害物质中或接触有害物质 | 11 | 22 |
| Contact with electricity or electric discharge | 触电或接触放出的电流 | 0 | 3 |
| Trapped by collapsing or overturning object | 受困于倒塌或翻侧的物件 | 0 | 0 |
| Struck by falling object | 遭堕下的物件撞击 | 6 | 23 |
| Struck by moving vehicle | 遭移动中的车辆撞倒 | 28 | 22 (1) |
| Contact with moving machinery or object being machined | 触及开动中的机器或触及以机器制造中的物件 | 15 | 13 |
| Drowning | 遇溺 | 0 | 0 |
| Exposure to fire | 火警烧伤 | 0 | 1 |
| Exposure to explosion | 爆炸受伤 | 0 | 0 |
| Injured by hand tool | 被手工具所伤 | 162 | 142 |
| Injured by fall of ground | 泥土倾泻受伤 | 0 | 0 |
| Asphyxiation | 窒息 | 0 | 0 |
| Contact with hot surface or substance | 触及灼热表面或物质 | 86 | 94 |
| Injured by animal | 被动物所伤 | 5 | 3 |
| Injured in workplace violence | 于工作场所暴力事件中受伤 | 4 | 2 |
| Others | 其它类别 | 7 | 20 |
| TOTAL | 总 数 | 1 213 | 1 199 (1) |

Notes:

- Occupational injuries (including industrial accidents) are injury cases arising from work accidents, resulting in death or incapacity for work of over three days, and reported under the Employees' Compensation Ordinance. Since 1.1.1998, Labour Department has used the date of occurrence of an injury as the basis for computing work injury statistics instead of the date of reporting in order to reflect more accurately the number of work injuries occurring in the year.
- Figures in brackets denote the number of fatalities.
- The above injury figures are recorded as at 31 March 2009.

注释:

- 职业伤亡个案是指根据《雇员补偿条例》呈报由工作意外引致死亡或失去工作能力3天以上的受伤个案(包括工业意外个案)。由1998年1月1日开始,劳工处采用个案发生日期替代个案呈报日期作为编算工作伤亡统计数据的基础,以便更准确地反映所述时段内发生的工伤个案。
- 括号内的数字显示死亡人数。
- 上列伤亡数字为截至二零零九年三月三十一日所记录的数字。



Occupational Injuries in Transport & Related Services
in 2008
- analysed by Type of Accident -

二零零八年运输及有关行业之职业伤亡个案以意外类别分析

| Type of Accident 意外类别 | 2007 二零零七年 | 2008 二零零八年 |
|--|-------------------|-------------------|
| Trapped in or between objects 受困于物件之内或物件之间 | 132 | 182 |
| Injured whilst lifting or carrying 提举或搬运物件时受伤 | 1 277 | 1 349 |
| Slip, trip or fall on same level 滑倒、绊倒或在同一高度跌倒 | 1 054 | 1 083 |
| Fall of person from height 人体从高处堕下 | 239 (2) | 201 (3) |
| Striking against fixed or stationary object 与固定或不动的物件碰撞 | 393 | 362 |
| Striking against or struck by moving object 被移动物件或与移动物件碰撞 | 563 (2) | 593 (1) |
| Stepping on object 踏在物件上 | 48 | 33 |
| Exposure to or contact with harmful substance 暴露于有害物质中或接触有害物质 | 6 | 5 |
| Contact with electricity or electric discharge 触电或接触放出的电流 | 2 | 2 |
| Trapped by collapsing or overturning object 受困于倒塌或翻侧的物件 | 2 (1) | 3 |
| Struck by falling object 遭堕下的物件撞击 | 114 (1) | 94 |
| Struck by moving vehicle 遭移动中的车辆撞倒 | 583 (9) | 665 (7) |
| Contact with moving machinery or object being machined 触及开动中的机器或触及以机器制造中的物件 | 29 | 24 |
| Drowning 遇溺 | 0 | 2 (2) |
| Exposure to fire 火警烧伤 | 3 | 1 |
| Exposure to explosion 爆炸受伤 | 0 | 1 |
| Injured by hand tool 被手工具所伤 | 51 | 61 |
| Injured by fall of ground 泥土倾泻受伤 | 0 | 0 |
| Asphyxiation 窒息 | 1 (1) | 0 |
| Contact with hot surface or substance 触及灼热表面或物质 | 64 | 45 |
| Injured by animal 被动物所伤 | 9 | 11 |
| Injured in workplace violence 于工作场所暴力事件中受伤 | 58 | 64 |
| Others 其它类别 | 109 (8) | 130 (8) |
| TOTAL 总 数 | 4 737 (24) | 4 911 (21) |

Notes:

- Occupational injuries (including industrial accidents) are injury cases arising from work accidents, resulting in death or incapacity for work of over three days, and reported under the Employees' Compensation Ordinance. Since 1.1.1998, Labour Department has used the date of occurrence of an injury as the basis for computing work injury statistics instead of the date of reporting in order to reflect more accurately the number of work injuries occurring in the year.
- Figures in brackets denote the number of fatalities.
- The above injury figures are recorded as at 31 March 2009.

注释:

- 职业伤亡个案是指根据《雇员补偿条例》呈报由工作意外引致死亡或失去工作能力3天以上的受伤个案(包括工业意外个案)。由1998年1月1日开始,劳工处采用个案发生日期替代个案呈报日期作为编算工作伤亡统计数据的基础,以便更准确地反映所述时段内发生的工伤个案。
- 括号内的数字显示死亡人数。
- 上列伤亡数字为截至二零零九年三月三十一日所记录的数字。



**Occupational Injuries in Financial Institutions
in 2008
- analysed by Type of Accident -**

二零零八年金融机构之职业伤亡个案以意外类别分析

| Type of Accident 意外类别 | 2007 二零零七年 | 2008 二零零八年 |
|--|----------------|----------------|
| Trapped in or between objects 受困于物件之内或物件之间 | 11 | 6 |
| Injured whilst lifting or carrying 提举或搬运物件时受伤 | 35 | 31 |
| Slip, trip or fall on same level 滑倒、绊倒或在同一高度跌倒 | 83 | 90 |
| Fall of person from height 人体从高处堕下 | 6 | 8 |
| Striking against fixed or stationary object 与固定或不动的物件碰撞 | 21 | 15 |
| Striking against or struck by moving object 被移动物件或与移动物件碰撞 | 23 | 18 |
| Stepping on object 踏在物件上 | 1 | 0 |
| Exposure to or contact with harmful substance 暴露于有害物质中或接触有害物质 | 0 | 0 |
| Contact with electricity or electric discharge 触电或接触放出的电流 | 0 | 0 |
| Trapped by collapsing or overturning object 受困于倒塌或翻侧的物件 | 0 | 0 |
| Struck by falling object 遭堕下的物件撞击 | 4 | 2 |
| Struck by moving vehicle 遭移动中的车辆撞倒 | 13 | 11 |
| Contact with moving machinery or object being machined 触及开动中的机器或触及以机器制造中的物件 | 1 | 2 |
| Drowning 遇溺 | 0 | 1 (1) |
| Exposure to fire 火警烧伤 | 0 | 0 |
| Exposure to explosion 爆炸受伤 | 0 | 0 |
| Injured by hand tool 被手工具所伤 | 4 | 5 |
| Injured by fall of ground 泥土倾泻受伤 | 0 | 0 |
| Asphyxiation 窒息 | 0 | 0 |
| Contact with hot surface or substance 触及灼热表面或物质 | 2 | 3 |
| Injured by animal 被动物所伤 | 0 | 1 |
| Injured in workplace violence 于工作场所暴力事件中受伤 | 0 | 3 |
| Others 其它类别 | 20 (3) | 13 |
| TOTAL 总 数 | 224 (3) | 209 (1) |

Notes:

- Occupational injuries (including industrial accidents) are injury cases arising from work accidents, resulting in death or incapacity for work of over three days, and reported under the Employees' Compensation Ordinance. Since 1.1.1998, Labour Department has used the date of occurrence of an injury as the basis for computing work injury statistics instead of the date of reporting in order to reflect more accurately the number of work injuries occurring in the year.
- Figures in brackets denote the number of fatalities.
- The above injury figures are recorded as at 31 March 2009.

注释:

- 职业伤亡个案是指根据《雇员补偿条例》呈报由工作意外引致死亡或失去工作能力3天以上的受伤个案(包括工业意外个案)。由1998年1月1日开始,劳工处采用个案发生日期替代个案呈报日期作为编算工作伤亡统计数据的基础,以便更准确地反映所述时段内发生的工伤个案。
- 括号内的数字显示死亡人数。
- 上列伤亡数字为截至二零零九年三月三十一日所记录的数字。



**Occupational Injuries in Business Services (including Import & Export Trade)
in 2008
- analysed by Type of Accident -**

二零零八年商用服务业(包括进出口贸易业)之职业伤亡个案以意外类别分析

| Type of Accident 意外类别 | | 2007 二零零七年 | | 2008 二零零八年 | |
|--|----------------------|---------------|-------------|---------------|-------------|
| Trapped in or between objects | 受困于物件之内或物件之间 | 150 | | 130 | |
| Injured whilst lifting or carrying | 提举或搬运物件时受伤 | 980 | | 971 | |
| Slip, trip or fall on same level | 滑倒、绊倒或在同一高度跌倒 | 1 842 | (1) | 1 812 | (1) |
| Fall of person from height | 人体从高处堕下 | 217 | (3) | 214 | (5) |
| Striking against fixed or stationary object | 与固定或不动的物件碰撞 | 422 | | 384 | |
| Striking against or struck by moving object | 被移动物件或与移动物件碰撞 | 571 | (1) | 452 | |
| Stepping on object | 踏在物件上 | 48 | | 30 | |
| Exposure to or contact with harmful substance | 暴露于有害物质中或接触有害物质 | 37 | | 27 | |
| Contact with electricity or electric discharge | 触电或接触放出的电流 | 2 | | 4 | |
| Trapped by collapsing or overturning object | 受困于倒塌或翻侧的物件 | 2 | | 1 | |
| Struck by falling object | 遭堕下的物件撞击 | 75 | | 62 | |
| Struck by moving vehicle | 遭移动中的车辆撞倒 | 432 | (9) | 403 | (11) |
| Contact with moving machinery or object being machined | 触及开动中的机器或触及以机器制造中的物件 | 73 | | 65 | |
| Drowning | 遇溺 | 3 | (3) | 0 | |
| Exposure to fire | 火警烧伤 | 3 | (1) | 2 | |
| Exposure to explosion | 爆炸受伤 | 0 | | 1 | |
| Injured by hand tool | 被手工具所伤 | 161 | | 147 | |
| Injured by fall of ground | 泥土倾泻受伤 | 0 | | 0 | |
| Asphyxiation | 窒息 | 0 | | 0 | |
| Contact with hot surface or substance | 触及灼热表面或物质 | 59 | | 46 | |
| Injured by animal | 被动物所伤 | 51 | | 41 | |
| Injured in workplace violence | 于工作场所暴力事件中受伤 | 155 | | 154 | |
| Others | 其它类别 | 160 | (24) | 210 | (34) |
| TOTAL | 总 数 | 5 443 | (42) | 5 156 | (51) |

Notes:

- Occupational injuries (including industrial accidents) are injury cases arising from work accidents, resulting in death or incapacity for work of over three days, and reported under the Employees' Compensation Ordinance. Since 1.1.1998, Labour Department has used the date of occurrence of an injury as the basis for computing work injury statistics instead of the date of reporting in order to reflect more accurately the number of work injuries occurring in the year.
- Figures in brackets denote the number of fatalities.
- The above injury figures are recorded as at 31 March 2009.

注释:

- 职业伤亡个案是指根据《雇员补偿条例》呈报由工作意外引致死亡或失去工作能力3天以上的受伤个案(包括工业意外个案)。由1998年1月1日开始,劳工处采用个案发生日期替代个案呈报日期作为编算工作伤亡统计数据的基础,以便更准确地反映所述时段内发生的工伤个案。
- 括号内的数字显示死亡人数。
- 上列伤亡数字为截至二零零九年三月三十一日所记录的数字。



**Occupational Injuries in Education Services
in 2008
- analysed by Type of Accident -**

二零零八年教育服务业之职业伤亡个案以意外类别分析

| Type of Accident 意外类别 | | 2007 二零零七年 | 2008 二零零八年 |
|--|----------------------|------------------|------------------|
| Trapped in or between objects | 受困于物件之内或物件之间 | 26 | 20 |
| Injured whilst lifting or carrying | 提举或搬运物件时受伤 | 272 | 235 |
| Slip, trip or fall on same level | 滑倒、绊倒或在同一高度跌倒 | 414 | 433 |
| Fall of person from height | 人体从高处堕下 | 52 | 60 |
| Striking against fixed or stationary object | 与固定或不动的物件碰撞 | 83 | 52 |
| Striking against or struck by moving object | 被移动物件或与移动物件碰撞 | 110 | 122 |
| Stepping on object | 踏在物件上 | 9 | 8 |
| Exposure to or contact with harmful substance | 暴露于有害物质中或接触有害物质 | 6 | 6 |
| Contact with electricity or electric discharge | 触电或接触放出的电流 | 0 | 0 |
| Trapped by collapsing or overturning object | 受困于倒塌或翻侧的物件 | 0 | 1 |
| Struck by falling object | 遭堕下的物件撞击 | 18 | 20 |
| Struck by moving vehicle | 遭移动中的车辆撞倒 | 24 | 23 |
| Contact with moving machinery or object being machined | 触及开动中的机器或触及以机器制造中的物件 | 10 | 10 |
| Drowning | 遇溺 | 0 | 0 |
| Exposure to fire | 火警烧伤 | 1 | 0 |
| Exposure to explosion | 爆炸受伤 | 0 | 0 |
| Injured by hand tool | 被手工具所伤 | 41 | 26 |
| Injured by fall of ground | 泥土倾泻受伤 | 0 | 0 |
| Asphyxiation | 窒息 | 0 | 0 |
| Contact with hot surface or substance | 触及灼热表面或物质 | 15 | 15 |
| Injured by animal | 被动物所伤 | 10 | 11 |
| Injured in workplace violence | 于工作场所暴力事件中受伤 | 33 | 30 |
| Others | 其它类别 | 73 (1) | 79 (2) |
| TOTAL | 总 数 | 1 197 (1) | 1 151 (2) |

Notes:

- Occupational injuries (including industrial accidents) are injury cases arising from work accidents, resulting in death or incapacity for work of over three days, and reported under the Employees' Compensation Ordinance. Since 1.1.1998, Labour Department has used the date of occurrence of an injury as the basis for computing work injury statistics instead of the date of reporting in order to reflect more accurately the number of work injuries occurring in the year.
- Figures in brackets denote the number of fatalities.
- The above injury figures are recorded as at 31 March 2009.

注释:

- 职业伤亡个案是指根据《雇员补偿条例》呈报由工作意外引致死亡或失去工作能力3天以上的受伤个案(包括工业意外个案)。由1998年1月1日开始,劳工处采用个案发生日期替代个案呈报日期作为编算工作伤亡统计数据的基础,以便更准确地反映所述时段内发生的工伤个案。
- 括号内的数字显示死亡人数。
- 上列伤亡数字为截至二零零九年三月三十一日所记录的数字。



**Occupational Injuries in Medical, Dental & Other Health Services
in 2008
- analysed by Type of Accident -**

二零零八年医疗、牙科及其它保健服务业之职业伤亡个案以意外类别分析

| Type of Accident 意外类别 | 2007 二零零七年 | 2008 二零零八年 |
|--|------------------|---------------|
| Trapped in or between objects 受困于物件之内或物件之间 | 39 | 54 |
| Injured whilst lifting or carrying 提举或搬运物件时受伤 | 618 | 533 |
| Slip, trip or fall on same level 滑倒、绊倒或在同一高度跌倒 | 362 | 325 |
| Fall of person from height 人体从高处堕下 | 18 | 17 |
| Striking against fixed or stationary object 与固定或不动的物件碰撞 | 132 | 145 |
| Striking against or struck by moving object 被移动物件或与移动物件碰撞 | 155 | 137 |
| Stepping on object 踏在物件上 | 15 | 8 |
| Exposure to or contact with harmful substance 暴露于有害物质中或接触有害物质 | 33 | 38 |
| Contact with electricity or electric discharge 触电或接触放出的电流 | 1 | 0 |
| Trapped by collapsing or overturning object 受困于倒塌或翻侧的物件 | 0 | 0 |
| Struck by falling object 遭堕下的物件撞击 | 13 | 12 |
| Struck by moving vehicle 遭移动中的车辆撞倒 | 55 (1) | 71 |
| Contact with moving machinery or object being machined 触及开动中的机器或触及以机器制造中的物件 | 8 | 9 |
| Drowning 遇溺 | 0 | 0 |
| Exposure to fire 火警烧伤 | 0 | 1 |
| Exposure to explosion 爆炸受伤 | 0 | 0 |
| Injured by hand tool 被手工具所伤 | 201 | 163 |
| Injured by fall of ground 泥土倾泻受伤 | 0 | 0 |
| Asphyxiation 窒息 | 0 | 0 |
| Contact with hot surface or substance 触及灼热表面或物质 | 53 | 34 |
| Injured by animal 被动物所伤 | 14 | 12 |
| Injured in workplace violence 于工作场所暴力事件中受伤 | 238 | 165 |
| Others 其它类别 | 76 | 44 |
| TOTAL 总 数 | 2 031 (1) | 1 768 |

Notes:

- Occupational injuries (including industrial accidents) are injury cases arising from work accidents, resulting in death or incapacity for work of over three days, and reported under the Employees' Compensation Ordinance. Since 1.1.1998, Labour Department has used the date of occurrence of an injury as the basis for computing work injury statistics instead of the date of reporting in order to reflect more accurately the number of work injuries occurring in the year.
- Figures in brackets denote the number of fatalities.
- The above injury figures are recorded as at 31 March 2009.

注释:

- 职业伤亡个案是指根据《雇员补偿条例》呈报由工作意外引致死亡或失去工作能力3天以上的受伤个案(包括工业意外个案)。由1998年1月1日开始,劳工处采用个案发生日期替代个案呈报日期作为编算工作伤亡统计数据的基础,以便更准确地反映所述时段内发生的工伤个案。
- 括号内的数字显示死亡人数。
- 上列伤亡数字为截至二零零九年三月三十一日所记录的数字。



**Occupational Injuries in Welfare Institutions
in 2008**
- analysed by Type of Accident -

二零零八年福利机构之职业伤亡个案以意外类别分析

| Type of Accident 意外类别 | 2007 二零零七年 | 2008 二零零八年 |
|--|---------------|---------------|
| Trapped in or between objects 受困于物件之内或物件之间 | 42 | 30 |
| Injured whilst lifting or carrying 提举或搬运物件时受伤 | 497 | 472 |
| Slip, trip or fall on same level 滑倒、绊倒或在同一高度跌倒 | 324 | 349 |
| Fall of person from height 人体从高处堕下 | 33 | 33 |
| Striking against fixed or stationary object 与固定或不动的物件碰撞 | 106 | 73 |
| Striking against or struck by moving object 被移动物件或与移动物件碰撞 | 121 | 109 |
| Stepping on object 踏在物件上 | 8 | 9 |
| Exposure to or contact with harmful substance 暴露于有害物质中或接触有害物质 | 22 | 11 |
| Contact with electricity or electric discharge 触电或接触放出的电流 | 0 | 0 |
| Trapped by collapsing or overturning object 受困于倒塌或翻侧的物件 | 0 | 0 |
| Struck by falling object 遭堕下的物件撞击 | 12 | 9 |
| Struck by moving vehicle 遭移动中的车辆撞倒 | 33 | 39 |
| Contact with moving machinery or object being machined 触及开动中的机器或触及以机器制造中的物件 | 4 | 4 |
| Drowning 遇溺 | 0 | 0 |
| Exposure to fire 火警烧伤 | 0 | 0 |
| Exposure to explosion 爆炸受伤 | 0 | 0 |
| Injured by hand tool 被手工具所伤 | 83 | 89 |
| Injured by fall of ground 泥土倾泻受伤 | 0 | 0 |
| Asphyxiation 窒息 | 0 | 0 |
| Contact with hot surface or substance 触及灼热表面或物质 | 65 | 70 |
| Injured by animal 被动物所伤 | 7 | 6 |
| Injured in workplace violence 于工作场所暴力事件中受伤 | 152 | 120 |
| Others 其它类别 | 85 | 67 |
| TOTAL 总 数 | 1 594 | 1 490 |

Notes:

- Occupational injuries (including industrial accidents) are injury cases arising from work accidents, resulting in death or incapacity for work of over three days, and reported under the Employees' Compensation Ordinance. Since 1.1.1998, Labour Department has used the date of occurrence of an injury as the basis for computing work injury statistics instead of the date of reporting in order to reflect more accurately the number of work injuries occurring in the year.
- Figures in brackets denote the number of fatalities.
- The above injury figures are recorded as at 31 March 2009.

注释:

- 职业伤亡个案是指根据《雇员补偿条例》呈报由工作意外引致死亡或失去工作能力3天以上的受伤个案(包括工业意外个案)。由1998年1月1日开始,劳工处采用个案发生日期替代个案呈报日期作为编算工作伤亡统计数据的基础,以便更准确地反映所述时段内发生的工伤个案。
- 括号内的数字显示死亡人数。
- 上列伤亡数字为截至二零零九年三月三十一日所记录的数字。



**Occupational Injuries in Sanitary and Similar Services
in 2008
- analysed by Type of Accident -**

二零零八年清洁及同类服务业之职业伤亡个案以意外类别分析

| Type of Accident 意外类别 | 2007 二零零七年 | 2008 二零零八年 |
|--|------------------|-------------------|
| Trapped in or between objects 受困于物件之内或物件之间 | 108 | 109 |
| Injured whilst lifting or carrying 提举或搬运物件时受伤 | 480 | 561 |
| Slip, trip or fall on same level 滑倒、绊倒或在同一高度跌倒 | 725 | 756 |
| Fall of person from height 人体从高处堕下 | 63 | 64 (2) |
| Striking against fixed or stationary object 与固定或不动的物件碰撞 | 219 | 257 |
| Striking against or struck by moving object 被移动物件或与移动物件碰撞 | 244 | 245 |
| Stepping on object 踏在物件上 | 14 | 22 |
| Exposure to or contact with harmful substance 暴露于有害物质中或接触有害物质 | 85 | 66 |
| Contact with electricity or electric discharge 触电或接触放出的电流 | 1 | 0 |
| Trapped by collapsing or overturning object 受困于倒塌或翻侧的物件 | 0 | 1 |
| Struck by falling object 遭堕下的物件撞击 | 25 | 27 |
| Struck by moving vehicle 遭移动中的车辆撞倒 | 82 (1) | 89 (1) |
| Contact with moving machinery or object being machined 触及开动中的机器或触及以机器制造中的物件 | 14 | 10 |
| Drowning 遇溺 | 0 | 0 |
| Exposure to fire 火警烧伤 | 0 | 0 |
| Exposure to explosion 爆炸受伤 | 0 | 0 |
| Injured by hand tool 被手工具所伤 | 29 | 14 |
| Injured by fall of ground 泥土倾泻受伤 | 0 | 0 |
| Asphyxiation 窒息 | 0 | 0 |
| Contact with hot surface or substance 触及灼热表面或物质 | 28 | 27 |
| Injured by animal 被动物所伤 | 26 | 22 |
| Injured in workplace violence 于工作场所暴力事件中受伤 | 11 | 13 |
| Others 其它类别 | 40 (5) | 46 (8) |
| TOTAL 总 数 | 2 194 (6) | 2 329 (11) |

Notes:

- Occupational injuries (including industrial accidents) are injury cases arising from work accidents, resulting in death or incapacity for work of over three days, and reported under the Employees' Compensation Ordinance. Since 1.1.1998, Labour Department has used the date of occurrence of an injury as the basis for computing work injury statistics instead of the date of reporting in order to reflect more accurately the number of work injuries occurring in the year.
- Figures in brackets denote the number of fatalities.
- The above injury figures are recorded as at 31 March 2009.

注释:

- 职业伤亡个案是指根据《雇员补偿条例》呈报由工作意外引致死亡或失去工作能力3天以上的受伤个案(包括工业意外个案)。由1998年1月1日开始,劳工处采用个案发生日期替代个案呈报日期作为编算工作伤亡统计数据的基础,以便更准确地反映所述时段内发生的工伤个案。
- 括号内的数字显示死亡人数。
- 上列伤亡数字为截至二零零九年三月三十一日所记录的数字。



**Industrial Accidents in All Industrial Undertakings
in 2008
- analysed by Industry -**

二零零八年所有工业经营之工业意外个案以行业分析

| Industries 行 业 | 2007 二零零七年 | 2008 二零零八年 |
|---|--------------------|--------------------|
| I. Manufacturing Industries 制造业 | <u>2 735</u> (3) | <u>2 467</u> (2) |
| 7 Major Manufacturing Industries 七大制造业 | | |
| Textile 纺织 | 281 | 186 |
| Wearing Apparel 衣着 | 55 | 62 |
| Electronics 电子 | 136 | 116 |
| Metal 五金 | 134 (2) | 78 |
| Plastics 塑料 | 52 | 58 |
| Shipbuilding and shiprepairing 造船及修船 | 79 | 78 |
| Printing 印刷 | 268 | 251 (1) |
| Other Manufacturing Industries 其它制造业 | 1 730 (1) | 1 638 (1) |
| II. Construction Industry 建筑业 | <u>3 042</u> (19) | <u>3 033</u> (20) |
| III. Catering Industry 饮食业 | <u>8 876</u> | <u>8 049</u> |
| IV. Mining and Quarrying, Utilities, Transport and Servicing Industries 矿务，公共事业，运输及服务行业 | <u>1 464</u> (3) | <u>1 383</u> (2) |
| TOTAL 总数 | <u>16 117</u> (25) | <u>14 932</u> (24) |

Notes:

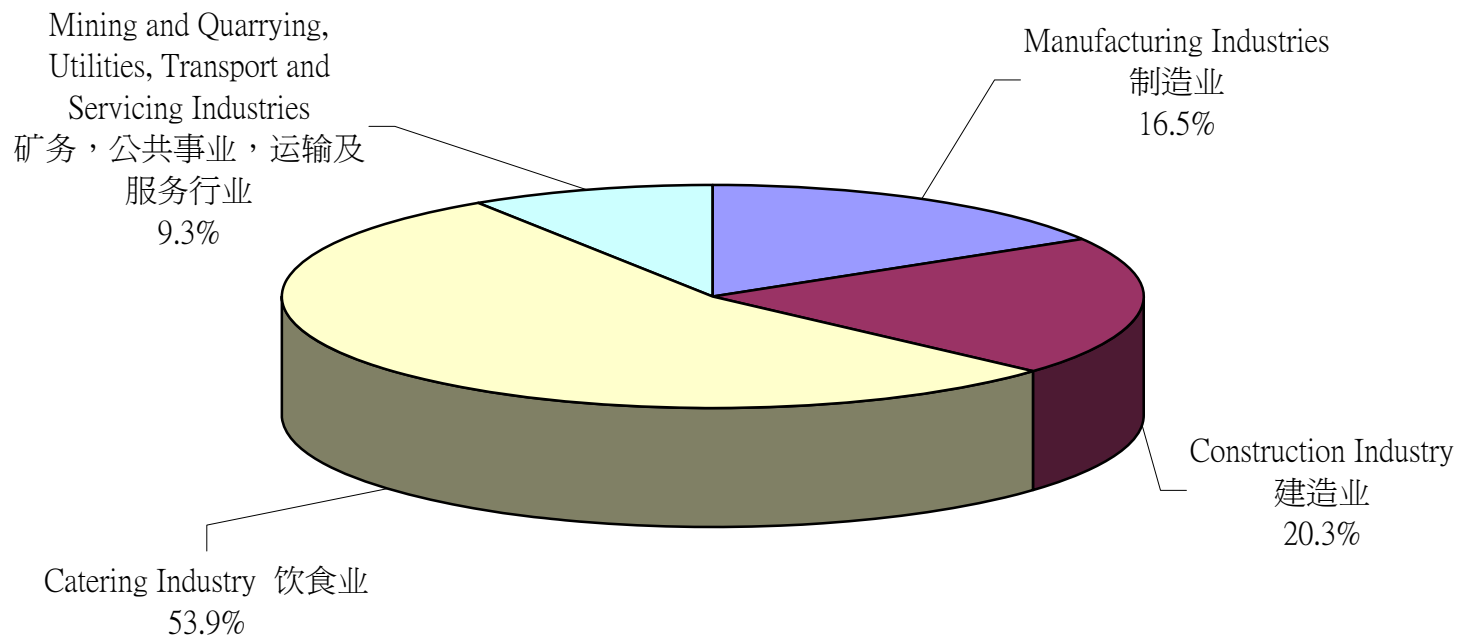
1. Industrial accidents refer to injuries and deaths arising from industrial activities in industrial undertakings as defined under the Factories and Industrial Undertakings Ordinance. Since 1.1.1998, Labour Department has used the date of occurrence of an injury as the basis for computing work injury statistics instead of the date of reporting in order to reflect more accurately the number of work injuries occurring in the year.
2. Figures in brackets denote the number of fatalities.
3. The above accident figures are recorded as at 31 March 2009.

注释:

1. 工业意外是指在《工厂及工业经营条例》所界定的工业经营内发生的受伤或死亡意外，而这些意外是因工业活动而引致的。由1998年1月1日开始，劳工处采用个案发生日期替代个案呈报日期作为编算工作伤亡统计数据的基础，以便更准确地反映所述时段内发生的工伤个案。
2. 括号内的数字显示死亡人数。
3. 上列意外数字为截至二零零九年三月三十一日所记录的数字。



二零零八年所有工业经营之工业意外个案以行业分析
Industrial Accidents in All Industrial Undertakings in 2008 -analysed by Industry



- Manufacturing Industries 制造业
- Construction Industry 建筑业
- Catering Industry 饮食业
- Mining and Quarrying, Utilities, Transport and Servicing Industries 矿务，公共事业，运输及服务行业



**Industrial Accidents in All Industrial Undertakings
in 2008**

- analysed by Type of Accident -

二零零八年所有工业经营之工业意外个案以意外类别分析

| Type of Accident 意外类别 | | 2007 二零零七年 | | 2008 二零零八年 | |
|--|----------------------|---------------|-------------|---------------|-------------|
| Trapped in or between objects | 受困于物件之内或物件之间 | 273 | (3) | 307 | |
| Injured whilst lifting or carrying | 提举或搬运物件时受伤 | 2 887 | | 2 768 | |
| Slip, trip or fall on same level | 滑倒、绊倒或在同一高度跌倒 | 2 410 | | 2 414 | |
| Fall of person from height | 人体从高处堕下 | 567 | (10) | 566 | (9) |
| Striking against fixed or stationary object | 与固定或不动的物件碰撞 | 1 662 | | 1 442 | |
| Striking against or struck by moving object | 被移动物件或与移动物件碰撞 | 1 728 | (2) | 1 505 | (5) |
| Stepping on object | 踏在物件上 | 86 | | 70 | |
| Exposure to or contact with harmful substance | 暴露于有害物质中或接触有害物质 | 120 | | 118 | |
| Contact with electricity or electric discharge | 触电或接触放出的电流 | 18 | (2) | 22 | (5) |
| Trapped by collapsing or overturning object | 受困于倒塌或翻侧的物件 | 16 | (2) | 13 | (2) |
| Struck by falling object | 遭堕下的物件撞击 | 255 | (4) | 204 | (1) |
| Struck by moving vehicle | 遭移动中的车辆撞倒 | 230 | (1) | 203 | |
| Contact with moving machinery or object being machined | 触及开动中的机器或触及以机器制造中的物件 | 678 | | 656 | |
| Drowning | 遇溺 | 1 | (1) | 1 | (1) |
| Exposure to fire | 火警烧伤 | 38 | | 25 | (1) |
| Exposure to explosion | 爆炸受伤 | 7 | | 5 | |
| Injured by hand tool | 被手工具所伤 | 2 666 | | 2 467 | |
| Injured by fall of ground | 泥土倾泻受伤 | 1 | | 2 | |
| Asphyxiation | 窒息 | 0 | | 3 | |
| Contact with hot surface or substance | 触及灼热表面或物质 | 2 301 | | 1 969 | |
| Injured by animal | 被动物所伤 | 111 | | 71 | |
| Injured in workplace violence | 于工作场所暴力事件中受伤 | 0 | | 0 | |
| Others | 其它类别 | 62 | | 101 | |
| Total | 总计 | 16 117 | (25) | 14 932 | (24) |

Notes:

1. Industrial accidents refer to injuries and deaths arising from industrial activities in industrial undertakings as defined under the Factories and Industrial Undertakings Ordinance. Since 1.1.1998, Labour Department has used the date of occurrence of an injury as the basis for computing work injury statistics instead of the date of reporting in order to reflect more accurately the number of work injuries occurring in the year.
2. Figures in brackets denote the number of fatalities.
3. The above accident figures are recorded as at 31 March 2009.

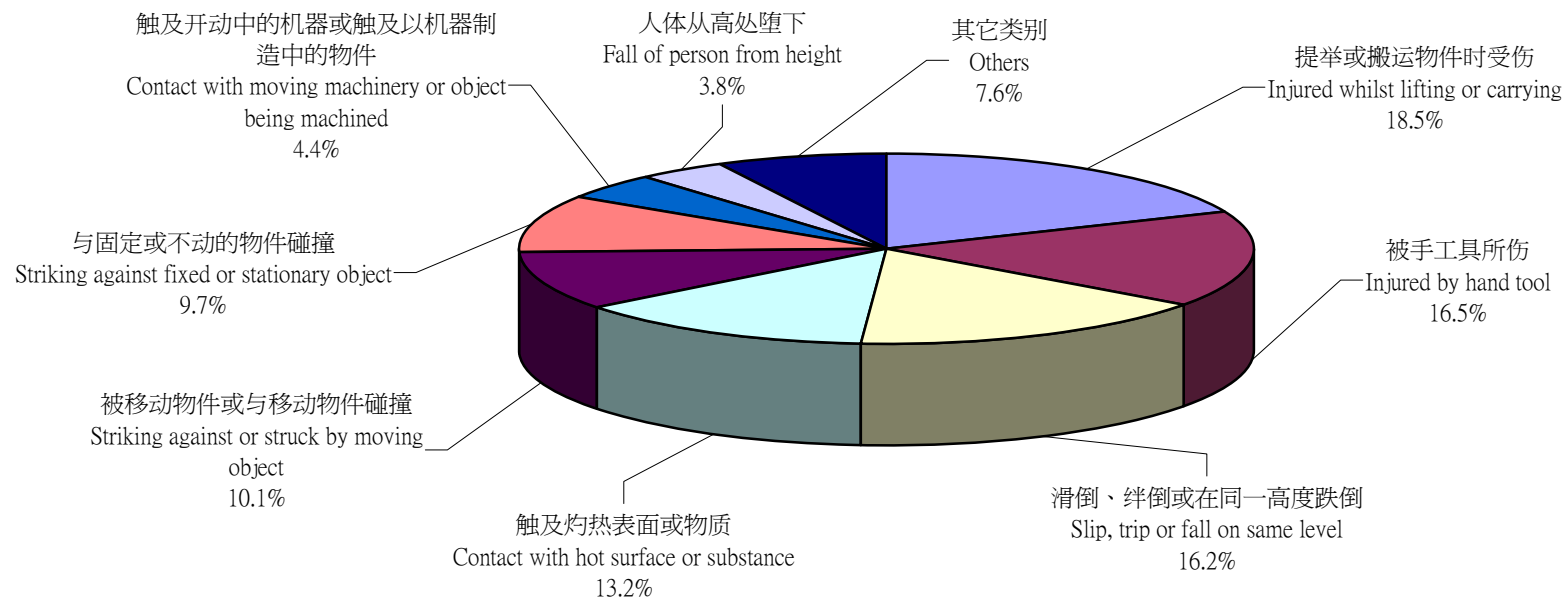
注释:

1. 工业意外是指在《工厂及工业经营条例》所界定的工业经营内发生的受伤或死亡意外，而这些意外是因工业活动而引致的。由1998年1月1日开始，劳工处采用个案发生日期替代个案呈报日期作为编算工作伤亡统计数据的基础，以便更准确地反映所述时段内发生的工伤个案。
2. 括号内的数字显示死亡人数。
3. 上列意外数字为截至二零零九年三月三十一日所记录的数字。



二零零八年所有工业经营之工业意外个案以意外类别分析

Industrial Accidents in All Industrial Undertakings in 2008 -analysed by Type of Accident



- Injured whilst lifting or carrying 提举或搬运物件时受伤
- Injured by hand tool 被手工具所伤
- Slip, trip or fall on same level 滑倒、绊倒或在同一高度跌倒
- Contact with hot surface or substance 触及灼热表面或物质
- Striking against or struck by moving object 被移动物件或与移动物件碰撞
- Striking against fixed or stationary object 与固定或不动的物件碰撞
- Contact with moving machinery or object being machined 触及开动中的机器或触及以机器制造中的物件
- Fall of person from height 人体从高处堕下
- Others 其它类别



**Industrial Accidents in Manufacturing Industry
in 2008**

- analysed by Type of Accident -

二零零八年制造业之工业意外个案以意外类别分析

| Type of Accident 意外类别 | | 2007 二零零七年 | | 2008 二零零八年 | |
|--|----------------------|---------------|------------|---------------|------------|
| Trapped in or between objects | 受困于物件之内或物件之间 | 70 | (1) | 92 | |
| Injured whilst lifting or carrying | 提举或搬运物件时受伤 | 670 | | 600 | |
| Slip, trip or fall on same level | 滑倒、绊倒或在同一高度跌倒 | 375 | | 377 | |
| Fall of person from height | 人体从高处堕下 | 61 | | 65 | (1) |
| Striking against fixed or stationary object | 与固定或不动的物件碰撞 | 318 | | 285 | |
| Striking against or struck by moving object | 被移动物件或与移动物件碰撞 | 314 | (1) | 301 | |
| Stepping on object | 踏在物件上 | 30 | | 20 | |
| Exposure to or contact with harmful substance | 暴露于有害物质中或接触有害物质 | 29 | | 31 | |
| Contact with electricity or electric discharge | 触电或接触放出的电流 | 2 | (1) | 1 | |
| Trapped by collapsing or overturning object | 受困于倒塌或翻侧的物件 | 1 | | 1 | |
| Struck by falling object | 遭堕下的物件撞击 | 62 | | 32 | |
| Struck by moving vehicle | 遭移动中的车辆撞倒 | 87 | | 79 | |
| Contact with moving machinery or object being machined | 触及开动中的机器或触及以机器制造中的物件 | 322 | | 280 | |
| Drowning | 遇溺 | 0 | | 0 | |
| Exposure to fire | 火警烧伤 | 4 | | 4 | (1) |
| Exposure to explosion | 爆炸受伤 | 1 | | 2 | |
| Injured by hand tool | 被手工具所伤 | 243 | | 168 | |
| Injured by fall of ground | 泥土倾泻受伤 | 0 | | 0 | |
| Asphyxiation | 窒息 | 0 | | 0 | |
| Contact with hot surface or substance | 触及灼热表面或物质 | 128 | | 116 | |
| Injured by animal | 被动物所伤 | 2 | | 0 | |
| Injured in workplace violence | 于工作场所暴力事件中受伤 | 0 | | 0 | |
| Others | 其它类别 | 16 | | 13 | |
| Total | 总计 | 2 735 | (3) | 2 467 | (2) |

Notes:

- Industrial accidents refer to injuries and deaths arising from industrial activities in industrial undertakings as defined under the Factories and Industrial Undertakings Ordinance. Since 1.1.1998, Labour Department has used the date of occurrence of an injury as the basis for computing work injury statistics instead of the date of reporting in order to reflect more accurately the number of work injuries occurring in the year.
- Figures in brackets denote the number of fatalities.
- The above accident figures are recorded as at 31 March 2009.

注释:

- 工业意外是指在《工厂及工业经营条例》所界定的工业经营内发生的受伤或死亡意外，而这些意外是因工业活动而引致的。由1998年1月1日开始，劳工处采用个案发生日期替代个案呈报日期作为编算工作伤亡统计数据的基础，以便更准确地反映所述时段内发生的工伤个案。
- 括号内的数字显示死亡人数。
- 上列意外数字为截至二零零九年三月三十一日所记录的数字。



**Industrial Accidents in Textile Industry
in 2008
- analysed by Type of Accident -**

二零零八年纺织业之工业意外个案以意外类别分析

| Type of Accident 意外类别 | 2007 二零零七年 | 2008 二零零八年 |
|--|---------------|---------------|
| Trapped in or between objects 受困于物件之内或物件之间 | 6 | 6 |
| Injured whilst lifting or carrying 提举或搬运物件时受伤 | 63 | 48 |
| Slip, trip or fall on same level 滑倒、绊倒或在同一高度跌倒 | 34 | 25 |
| Fall of person from height 人体从高处堕下 | 8 | 5 |
| Striking against fixed or stationary object 与固定或不动的物件碰撞 | 33 | 17 |
| Striking against or struck by moving object 被移动物件或与移动物件碰撞 | 30 | 26 |
| Stepping on object 踏在物件上 | 3 | 0 |
| Exposure to or contact with harmful substance 暴露于有害物质中或接触有害物质 | 4 | 3 |
| Contact with electricity or electric discharge 触电或接触放出的电流 | 0 | 0 |
| Trapped by collapsing or overturning object 受困于倒塌或翻侧的物件 | 0 | 0 |
| Struck by falling object 遭堕下的物件撞击 | 7 | 2 |
| Struck by moving vehicle 遭移动中的车辆撞倒 | 9 | 8 |
| Contact with moving machinery or object being machined 触及开动中的机器或触及以机器制造中的物件 | 54 | 25 |
| Drowning 遇溺 | 0 | 0 |
| Exposure to fire 火警烧伤 | 0 | 0 |
| Exposure to explosion 爆炸受伤 | 0 | 0 |
| Injured by hand tool 被手工具所伤 | 23 | 15 |
| Injured by fall of ground 泥土倾泻受伤 | 0 | 0 |
| Asphyxiation 窒息 | 0 | 0 |
| Contact with hot surface or substance 触及灼热表面或物质 | 5 | 5 |
| Injured by animal 被动物所伤 | 0 | 0 |
| Injured in workplace violence 于工作场所暴力事件中受伤 | 0 | 0 |
| Others 其它类别 | 2 | 1 |
| Total 总计 | 281 | 186 |

Notes:

- Industrial accidents refer to injuries and deaths arising from industrial activities in industrial undertakings as defined under the Factories and Industrial Undertakings Ordinance. Since 1.1.1998, Labour Department has used the date of occurrence of an injury as the basis for computing work injury statistics instead of the date of reporting in order to reflect more accurately the number of work injuries occurring in the year.
- Figures in brackets denote the number of fatalities.
- The above accident figures are recorded as at 31 March 2009.

注释:

- 工业意外是指在《工厂及工业经营条例》所界定的工业经营内发生的受伤或死亡意外，而这些意外是因工业活动而引致的。由1998年1月1日开始，劳工处采用个案发生日期替代个案呈报日期作为编算工作伤亡统计数据的基础，以便更准确地反映所述时段内发生的工伤个案。
- 括号内的数字显示死亡人数。
- 上列意外数字为截至二零零九年三月三十一日所记录的数字。



**Industrial Accidents in Wearing Apparel Industry
in 2008
- analysed by Type of Accident -**

二零零八年衣着行业之工业意外个案以意外类别分析

| Type of Accident 意外类别 | | 2007 二零零七年 | 2008 二零零八年 |
|--|----------------------|---------------|---------------|
| Trapped in or between objects | 受困于物件之内或物件之间 | 1 | 1 |
| Injured whilst lifting or carrying | 提举或搬运物件时受伤 | 12 | 16 |
| Slip, trip or fall on same level | 滑倒、绊倒或在同一高度跌倒 | 8 | 9 |
| Fall of person from height | 人体从高处堕下 | 2 | 2 |
| Striking against fixed or stationary object | 与固定或不动的物件碰撞 | 7 | 4 |
| Striking against or struck by moving object | 被移动物件或与移动物件碰撞 | 4 | 4 |
| Stepping on object | 踏在物件上 | 0 | 0 |
| Exposure to or contact with harmful substance | 暴露于有害物质中或接触有害物质 | 0 | 0 |
| Contact with electricity or electric discharge | 触电或接触放出的电流 | 0 | 0 |
| Trapped by collapsing or overturning object | 受困于倒塌或翻侧的物件 | 0 | 0 |
| Struck by falling object | 遭堕下的物件撞击 | 0 | 1 |
| Struck by moving vehicle | 遭移动中的车辆撞倒 | 2 | 2 |
| Contact with moving machinery or object being machined | 触及开动中的机器或触及以机器制造中的物件 | 9 | 18 |
| Drowning | 遇溺 | 0 | 0 |
| Exposure to fire | 火警烧伤 | 0 | 0 |
| Exposure to explosion | 爆炸受伤 | 0 | 0 |
| Injured by hand tool | 被手工具所伤 | 7 | 4 |
| Injured by fall of ground | 泥土倾泻受伤 | 0 | 0 |
| Asphyxiation | 窒息 | 0 | 0 |
| Contact with hot surface or substance | 触及灼热表面或物质 | 1 | 1 |
| Injured by animal | 被动物所伤 | 0 | 0 |
| Injured in workplace violence | 于工作场所暴力事件中受伤 | 0 | 0 |
| Others | 其它类别 | 2 | 0 |
| Total | 总计 | 55 | 62 |

Notes:

- Industrial accidents refer to injuries and deaths arising from industrial activities in industrial undertakings as defined under the Factories and Industrial Undertakings Ordinance. Since 1.1.1998, Labour Department has used the date of occurrence of an injury as the basis for computing work injury statistics instead of the date of reporting in order to reflect more accurately the number of work injuries occurring in the year.
- Figures in brackets denote the number of fatalities.
- The above accident figures are recorded as at 31 March 2009.

注释:

- 工业意外是指在《工厂及工业经营条例》所界定的工业经营内发生的受伤或死亡意外，而这些意外是因工业活动而引致的。由1998年1月1日开始，劳工处采用个案发生日期替代个案呈报日期作为编算工作伤亡统计数据的基础，以便更准确地反映所述时段内发生的工伤个案。
- 括号内的数字显示死亡人数。
- 上列意外数字为截至二零零九年三月三十一日所记录的数字。



**Industrial Accidents in Electronics Industry
in 2008
- analysed by Type of Accident -**

二零零八年电子业之工业意外个案以意外类别分析

| Type of Accident 意外类别 | 2007 二零零七年 | 2008 二零零八年 |
|--|---------------|---------------|
| Trapped in or between objects 受困于物件之内或物件之间 | 1 | 6 |
| Injured whilst lifting or carrying 提举或搬运物件时受伤 | 48 | 38 |
| Slip, trip or fall on same level 滑倒、绊倒或在同一高度跌倒 | 15 | 14 |
| Fall of person from height 人体从高处堕下 | 4 | 2 |
| Striking against fixed or stationary object 与固定或不动的物件碰撞 | 13 | 10 |
| Striking against or struck by moving object 被移动物件或与移动物件碰撞 | 14 | 11 |
| Stepping on object 踏在物件上 | 3 | 0 |
| Exposure to or contact with harmful substance 暴露于有害物质中或接触有害物质 | 4 | 9 |
| Contact with electricity or electric discharge 触电或接触放出的电流 | 0 | 0 |
| Trapped by collapsing or overturning object 受困于倒塌或翻侧的物件 | 0 | 0 |
| Struck by falling object 遭堕下的物件撞击 | 3 | 0 |
| Struck by moving vehicle 遭移动中的车辆撞倒 | 0 | 5 |
| Contact with moving machinery or object being machined 触及开动中的机器或触及以机器制造中的物件 | 20 | 15 |
| Drowning 遇溺 | 0 | 0 |
| Exposure to fire 火警烧伤 | 0 | 0 |
| Exposure to explosion 爆炸受伤 | 0 | 0 |
| Injured by hand tool 被手工具所伤 | 7 | 3 |
| Injured by fall of ground 泥土倾泻受伤 | 0 | 0 |
| Asphyxiation 窒息 | 0 | 0 |
| Contact with hot surface or substance 触及灼热表面或物质 | 2 | 3 |
| Injured by animal 被动物所伤 | 0 | 0 |
| Injured in workplace violence 于工作场所暴力事件中受伤 | 0 | 0 |
| Others 其它类别 | 2 | 0 |
| Total 总计 | 136 | 116 |

Notes:

- Industrial accidents refer to injuries and deaths arising from industrial activities in industrial undertakings as defined under the Factories and Industrial Undertakings Ordinance. Since 1.1.1998, Labour Department has used the date of occurrence of an injury as the basis for computing work injury statistics instead of the date of reporting in order to reflect more accurately the number of work injuries occurring in the year.
- Figures in brackets denote the number of fatalities.
- The above accident figures are recorded as at 31 March 2009.

注释:

- 工业意外是指在《工厂及工业经营条例》所界定的工业经营内发生的受伤或死亡意外，而这些意外是因工业活动而引致的。由1998年1月1日开始，劳工处采用个案发生日期替代个案呈报日期作为编算工作伤亡统计数据的基础，以便更准确地反映所时段内发生的工伤个案。
- 括号内的数字显示死亡人数。
- 上列意外数字为截至二零零九年三月三十一日所记录的数字。



**Industrial Accidents in Metal Products Industry
in 2008**

- analysed by Type of Accident -

二零零八年五金制品业之工业意外个案以意外类别分析

| Type of Accident 意外类别 | 2007 二零零七年 | 2008 二零零八年 |
|--|----------------|---------------|
| Trapped in or between objects 受困于物件之内或物件之间 | 3 | 2 |
| Injured whilst lifting or carrying 提举或搬运物件时受伤 | 41 | 17 |
| Slip, trip or fall on same level 滑倒、绊倒或在同一高度跌倒 | 19 | 8 |
| Fall of person from height 人体从高处堕下 | 1 | 1 |
| Striking against fixed or stationary object 与固定或不动的物件碰撞 | 16 | 14 |
| Striking against or struck by moving object 被移动物件或与移动物件碰撞 | 21 (1) | 14 |
| Stepping on object 踏在物件上 | 0 | 1 |
| Exposure to or contact with harmful substance 暴露于有害物质中或接触有害物质 | 2 | 2 |
| Contact with electricity or electric discharge 触电或接触放出的电流 | 1 (1) | 0 |
| Trapped by collapsing or overturning object 受困于倒塌或翻侧的物件 | 0 | 0 |
| Struck by falling object 遭堕下的物件撞击 | 4 | 1 |
| Struck by moving vehicle 遭移动中的车辆撞倒 | 1 | 1 |
| Contact with moving machinery or object being machined 触及开动中的机器或触及以机器制造中的物件 | 10 | 9 |
| Drowning 遇溺 | 0 | 0 |
| Exposure to fire 火警烧伤 | 0 | 0 |
| Exposure to explosion 爆炸受伤 | 0 | 0 |
| Injured by hand tool 被手工具所伤 | 9 | 6 |
| Injured by fall of ground 泥土倾泻受伤 | 0 | 0 |
| Asphyxiation 窒息 | 0 | 0 |
| Contact with hot surface or substance 触及灼热表面或物质 | 4 | 0 |
| Injured by animal 被动物所伤 | 0 | 0 |
| Injured in workplace violence 于工作场所暴力事件中受伤 | 0 | 0 |
| Others 其它类别 | 2 | 2 |
| Total 总计 | 134 (2) | 78 |

Notes:

- Industrial accidents refer to injuries and deaths arising from industrial activities in industrial undertakings as defined under the Factories and Industrial Undertakings Ordinance. Since 1.1.1998, Labour Department has used the date of occurrence of an injury as the basis for computing work injury statistics instead of the date of reporting in order to reflect more accurately the number of work injuries occurring in the year.
- Figures in brackets denote the number of fatalities.
- The above accident figures are recorded as at 31 March 2009.

注释:

- 工业意外是指在《工厂及工业经营条例》所界定的工业经营内发生的受伤或死亡意外，而这些意外是因工业活动而引致的。由1998年1月1日开始，劳工处采用个案发生日期替代个案呈报日期作为编算工作伤亡统计数据的基础，以便更准确地反映所述时段内发生的工伤个案。
- 括号内的数字显示死亡人数。
- 上列意外数字为截至二零零九年三月三十一日所记录的数字。



**Industrial Accidents in Plastics Industry
in 2008
- analysed by Type of Accident -**

二零零八年塑料业之工业意外个案以意外类别分析

| Type of Accident 意外类别 | 2007 二零零七年 | 2008 二零零八年 |
|--|---------------|---------------|
| Trapped in or between objects 受困于物件之内或物件之间 | 2 | 1 |
| Injured whilst lifting or carrying 提举或搬运物件时受伤 | 9 | 6 |
| Slip, trip or fall on same level 滑倒、绊倒或在同一高度跌倒 | 2 | 4 |
| Fall of person from height 人体从高处堕下 | 0 | 3 |
| Striking against fixed or stationary object 与固定或不动的物件碰撞 | 6 | 4 |
| Striking against or struck by moving object 被移动物件或与移动物件碰撞 | 10 | 9 |
| Stepping on object 踏在物件上 | 1 | 0 |
| Exposure to or contact with harmful substance 暴露于有害物质中或接触有害物质 | 0 | 2 |
| Contact with electricity or electric discharge 触电或接触放出的电流 | 0 | 0 |
| Trapped by collapsing or overturning object 受困于倒塌或翻侧的物件 | 0 | 0 |
| Struck by falling object 遭堕下的物件撞击 | 1 | 1 |
| Struck by moving vehicle 遭移动中的车辆撞倒 | 2 | 4 |
| Contact with moving machinery or object being machined 触及开动中的机器或触及以机器制造中的物件 | 10 | 17 |
| Drowning 遇溺 | 0 | 0 |
| Exposure to fire 火警烧伤 | 0 | 0 |
| Exposure to explosion 爆炸受伤 | 0 | 0 |
| Injured by hand tool 被手工具所伤 | 5 | 3 |
| Injured by fall of ground 泥土倾泻受伤 | 0 | 0 |
| Asphyxiation 窒息 | 0 | 0 |
| Contact with hot surface or substance 触及灼热表面或物质 | 4 | 2 |
| Injured by animal 被动物所伤 | 0 | 0 |
| Injured in workplace violence 于工作场所暴力事件中受伤 | 0 | 0 |
| Others 其它类别 | 0 | 2 |
| Total 总计 | 52 | 58 |

Notes:

1. Industrial accidents refer to injuries and deaths arising from industrial activities in industrial undertakings as defined under the Factories and Industrial Undertakings Ordinance. Since 1.1.1998, Labour Department has used the date of occurrence of an injury as the basis for computing work injury statistics instead of the date of reporting in order to reflect more accurately the number of work injuries occurring in the year.
2. Figures in brackets denote the number of fatalities.
3. The above accident figures are recorded as at 31 March 2009.

注释:

1. 工业意外是指在《工厂及工业经营条例》所界定的工业经营内发生的受伤或死亡意外，而这些意外是因工业活动而引致的。由1998年1月1日开始，劳工处采用个案发生日期替代个案呈报日期作为编算工作伤亡统计数据的基础，以便更准确地反映所述时段内发生的工伤个案。
2. 括号内的数字显示死亡人数。
3. 上列意外数字为截至二零零九年三月三十一日所记录的数字。



**Industrial Accidents in Shipbuilding and Shiprepairing Industry
in 2008**

- analysed by Type of Accident -

二零零八年造船及修船业之工业意外个案以意外类别分析

| Type of Accident 意外类别 | 2007 二零零七年 | 2008 二零零八年 |
|--|---------------|---------------|
| Trapped in or between objects 受困于物件之内或物件之间 | 0 | 1 |
| Injured whilst lifting or carrying 提举或搬运物件时受伤 | 15 | 5 |
| Slip, trip or fall on same level 滑倒、绊倒或在同一高度跌倒 | 8 | 16 |
| Fall of person from height 人体从高处堕下 | 3 | 5 |
| Striking against fixed or stationary object 与固定或不动的物件碰撞 | 15 | 15 |
| Striking against or struck by moving object 被移动物件或与移动物件碰撞 | 20 | 19 |
| Stepping on object 踏在物件上 | 1 | 1 |
| Exposure to or contact with harmful substance 暴露于有害物质中或接触有害物质 | 0 | 0 |
| Contact with electricity or electric discharge 触电或接触放出的电流 | 0 | 0 |
| Trapped by collapsing or overturning object 受困于倒塌或翻侧的物件 | 0 | 0 |
| Struck by falling object 遭堕下的物件撞击 | 4 | 3 |
| Struck by moving vehicle 遭移动中的车辆撞倒 | 0 | 1 |
| Contact with moving machinery or object being machined 触及开动中的机器或触及以机器制造中的物件 | 6 | 6 |
| Drowning 遇溺 | 0 | 0 |
| Exposure to fire 火警烧伤 | 1 | 0 |
| Exposure to explosion 爆炸受伤 | 0 | 0 |
| Injured by hand tool 被手工具所伤 | 5 | 5 |
| Injured by fall of ground 泥土倾泻受伤 | 0 | 0 |
| Asphyxiation 窒息 | 0 | 0 |
| Contact with hot surface or substance 触及灼热表面或物质 | 1 | 1 |
| Injured by animal 被动物所伤 | 0 | 0 |
| Injured in workplace violence 于工作场所暴力事件中受伤 | 0 | 0 |
| Others 其它类别 | 0 | 0 |
| Total 总计 | 79 | 78 |

Notes:

- Industrial accidents refer to injuries and deaths arising from industrial activities in industrial undertakings as defined under the Factories and Industrial Undertakings Ordinance. Since 1.1.1998, Labour Department has used the date of occurrence of an injury as the basis for computing work injury statistics instead of the date of reporting in order to reflect more accurately the number of work injuries occurring in the year.
- Figures in brackets denote the number of fatalities.
- The above accident figures are recorded as at 31 March 2009.

注释:

- 工业意外是指在《工厂及工业经营条例》所界定的工业经营内发生的受伤或死亡意外，而这些意外是因工业活动而引致的。由1998年1月1日开始，劳工处采用个案发生日期替代个案呈报日期作为编算工作伤亡统计数据的基础，以便更准确地反映所述时段内发生的工伤个案。
- 括号内的数字显示死亡人数。
- 上列意外数字为截至二零零九年三月三十一日所记录的数字。



**Industrial Accidents in Printing Industry
in 2008
- analysed by Type of Accident -**

二零零八年印刷业之工业意外个案以意外类别分析

| Type of Accident 意外类别 | 2007 二零零七年 | 2008 二零零八年 |
|--|---------------|---------------|
| Trapped in or between objects 受困于物件之内或物件之间 | 8 | 7 |
| Injured whilst lifting or carrying 提举或搬运物件时受伤 | 66 | 64 |
| Slip, trip or fall on same level 滑倒、绊倒或在同一高度跌倒 | 27 | 30 |
| Fall of person from height 人体从高处堕下 | 5 | 5 |
| Striking against fixed or stationary object 与固定或不动的物件碰撞 | 29 | 35 |
| Striking against or struck by moving object 被移动物件或与移动物件碰撞 | 20 | 26 |
| Stepping on object 踏在物件上 | 4 | 0 |
| Exposure to or contact with harmful substance 暴露于有害物质中或接触有害物质 | 5 | 1 |
| Contact with electricity or electric discharge 触电或接触放出的电流 | 0 | 0 |
| Trapped by collapsing or overturning object 受困于倒塌或翻侧的物件 | 0 | 0 |
| Struck by falling object 遭堕下的物件撞击 | 1 | 0 |
| Struck by moving vehicle 遭移动中的车辆撞倒 | 8 | 5 |
| Contact with moving machinery or object being machined 触及开动中的机器或触及以机器制造中的物件 | 65 | 55 |
| Drowning 遇溺 | 0 | 0 |
| Exposure to fire 火警烧伤 | 0 | 2 (1) |
| Exposure to explosion 爆炸受伤 | 0 | 0 |
| Injured by hand tool 被手工具所伤 | 29 | 17 |
| Injured by fall of ground 泥土倾泻受伤 | 0 | 0 |
| Asphyxiation 窒息 | 0 | 0 |
| Contact with hot surface or substance 触及灼热表面或物质 | 1 | 2 |
| Injured by animal 被动物所伤 | 0 | 0 |
| Injured in workplace violence 于工作场所暴力事件中受伤 | 0 | 0 |
| Others 其它类别 | 0 | 2 |
| Total 总计 | 268 | 251 (1) |

Notes:

- Industrial accidents refer to injuries and deaths arising from industrial activities in industrial undertakings as defined under the Factories and Industrial Undertakings Ordinance. Since 1.1.1998, Labour Department has used the date of occurrence of an injury as the basis for computing work injury statistics instead of the date of reporting in order to reflect more accurately the number of work injuries occurring in the year.
- Figures in brackets denote the number of fatalities.
- The above accident figures are recorded as at 31 March 2009.

注释:

- 工业意外是指在《工厂及工业经营条例》所界定的工业经营内发生的受伤或死亡意外，而这些意外是因工业活动而引致的。由1998年1月1日开始，劳工处采用个案发生日期替代个案呈报日期作为编算工作伤亡统计数据的基础，以便更准确地反映所述时段内发生的工伤个案。
- 括号内的数字显示死亡人数。
- 上列意外数字为截至二零零九年三月三十一日所记录的数字。



**Industrial Accidents in Construction Industry
in 2008**

- analysed by Type of Accident -

二零零八年建筑业之工业意外个案以意外类别分析

| Type of Accident 意外类别 | | 2007 二零零七年 | | 2008 二零零八年 | |
|--|----------------------|---------------|-------------|---------------|-------------|
| Trapped in or between objects | 受困于物件之内或物件之间 | 65 | (2) | 67 | |
| Injured whilst lifting or carrying | 提举或搬运物件时受伤 | 587 | | 592 | |
| Slip, trip or fall on same level | 滑倒、绊倒或在同一高度跌倒 | 507 | | 576 | |
| Fall of person from height | 人体从高处堕下 | 360 | (9) | 388 | (8) |
| Striking against fixed or stationary object | 与固定或不动的物件碰撞 | 318 | | 281 | |
| Striking against or struck by moving object | 被移动物件或与移动物件碰撞 | 584 | | 517 | (4) |
| Stepping on object | 踏在物件上 | 32 | | 22 | |
| Exposure to or contact with harmful substance | 暴露于有害物质中或接触有害物质 | 20 | | 24 | |
| Contact with electricity or electric discharge | 触电或接触放出的电流 | 10 | (1) | 19 | (5) |
| Trapped by collapsing or overturning object | 受困于倒塌或翻侧的物件 | 13 | (2) | 10 | (2) |
| Struck by falling object | 遭堕下的物件撞击 | 114 | (3) | 101 | (1) |
| Struck by moving vehicle | 遭移动中的车辆撞倒 | 31 | (1) | 25 | |
| Contact with moving machinery or object being machined | 触及开动中的机器或触及以机器制造中的物件 | 197 | | 246 | |
| Drowning | 遇溺 | 1 | (1) | 0 | |
| Exposure to fire | 火警烧伤 | 12 | | 11 | |
| Exposure to explosion | 爆炸受伤 | 2 | | 1 | |
| Injured by hand tool | 被手工具所伤 | 155 | | 97 | |
| Injured by fall of ground | 泥土倾泻受伤 | 1 | | 2 | |
| Asphyxiation | 窒息 | 0 | | 3 | |
| Contact with hot surface or substance | 触及灼热表面或物质 | 17 | | 22 | |
| Injured by animal | 被动物所伤 | 1 | | 0 | |
| Injured in workplace violence | 于工作场所暴力事件中受伤 | 0 | | 0 | |
| Others | 其它类别 | 15 | | 29 | |
| Total | 总计 | 3 042 | (19) | 3 033 | (20) |

Notes:

- Industrial accidents refer to injuries and deaths arising from industrial activities in industrial undertakings as defined under the Factories and Industrial Undertakings Ordinance. Since 1.1.1998, Labour Department has used the date of occurrence of an injury as the basis for computing work injury statistics instead of the date of reporting in order to reflect more accurately the number of work injuries occurring in the year.
- Figures in brackets denote the number of fatalities.
- The above accident figures are recorded as at 31 March 2009.

注释:

- 工业意外是指在《工厂及工业经营条例》所界定的工业经营内发生的受伤或死亡意外，而这些意外是因工业活动而引致的。由1998年1月1日开始，劳工处采用个案发生日期替代个案呈报日期作为编算工作伤亡统计数据的基础，以便更准确地反映所述时段内发生的工伤个案。
- 括号内的数字显示死亡人数。
- 上列意外数字为截至二零零九年三月三十一日所记录的数字。



**Industrial Accidents in Catering Industry
in 2008**

- analysed by Type of Accident -

二零零八年饮食业之工业意外个案以意外类别分析

| Type of Accident 意外类别 | 2007 二零零七年 | 2008 二零零八年 |
|--|---------------|---------------|
| Trapped in or between objects 受困于物件之内或物件之间 | 91 | 88 |
| Injured whilst lifting or carrying 提举或搬运物件时受伤 | 1 170 | 1 155 |
| Slip, trip or fall on same level 滑倒、绊倒或在同一高度跌倒 | 1 346 | 1 261 |
| Fall of person from height 人体从高处堕下 | 46 | 54 |
| Striking against fixed or stationary object 与固定或不动的物件碰撞 | 864 | 751 |
| Striking against or struck by moving object 被移动物件或与移动物件碰撞 | 559 | 407 |
| Stepping on object 踏在物件上 | 15 | 12 |
| Exposure to or contact with harmful substance 暴露于有害物质中或接触有害物质 | 67 | 57 |
| Contact with electricity or electric discharge 触电或接触放出的电流 | 5 | 1 |
| Trapped by collapsing or overturning object 受困于倒塌或翻侧的物件 | 2 | 0 |
| Struck by falling object 遭堕下的物件撞击 | 35 | 44 |
| Struck by moving vehicle 遭移动中的车辆撞倒 | 41 | 35 |
| Contact with moving machinery or object being machined 触及开动中的机器或触及以机器制造中的物件 | 127 | 100 |
| Drowning 遇溺 | 0 | 0 |
| Exposure to fire 火警烧伤 | 18 | 7 |
| Exposure to explosion 爆炸受伤 | 3 | 0 |
| Injured by hand tool 被手工具所伤 | 2 219 | 2 151 |
| Injured by fall of ground 泥土倾泻受伤 | 0 | 0 |
| Asphyxiation 窒息 | 0 | 0 |
| Contact with hot surface or substance 触及灼热表面或物质 | 2 134 | 1 814 |
| Injured by animal 被动物所伤 | 108 | 71 |
| Injured in workplace violence 于工作场所暴力事件中受伤 | 0 | 0 |
| Others 其它类别 | 26 | 41 |
| Total 总计 | 8 876 | 8 049 |

Notes:

- Industrial accidents refer to injuries and deaths arising from industrial activities in industrial undertakings as defined under the Factories and Industrial Undertakings Ordinance. Since 1.1.1998, Labour Department has used the date of occurrence of an injury as the basis for computing work injury statistics instead of the date of reporting in order to reflect more accurately the number of work injuries occurring in the year.
- Figures in brackets denote the number of fatalities.
- The above accident figures are recorded as at 31 March 2009.

注释:

- 工业意外是指在《工厂及工业经营条例》所界定的工业经营内发生的受伤或死亡意外，而这些意外是因工业活动而引致的。由1998年1月1日开始，劳工处采用个案发生日期替代个案呈报日期作为编算工作伤亡统计数据的基础，以便更准确地反映所述时段内发生的工伤个案。
- 括号内的数字显示死亡人数。
- 上列意外数字为截至二零零九年三月三十一日所记录的数字。



Statistics of Confirmed Occupational Diseases (excluding Silicosis, Asbestosis, Mesothelioma, Occupational Deafness and Gas Poisoning) by Industry in 2008

二零零八年各行业中经证实为职业病的个案数字统计(矽肺病、石棉沉着病、间皮瘤、职业性失聪及气体中毒除外)

| Industries 行业 | Occupational Disease Codes (2007) | | | | | | Occupational Disease Codes (2008) | | | | | |
|---|-----------------------------------|----|----|----|----|----------|-----------------------------------|----|----|----|----|----------|
| | 职业病译码 (二零零七年) | | | | | | 职业病译码 (二零零八年) | | | | | |
| | 8 | 14 | 16 | 40 | 48 | Total 总数 | 8 | 14 | 16 | 40 | 48 | Total 总数 |
| Agriculture and Fishing 农业及捕鱼业 | 0 | 0 | 0 | 0 | 0 | 0 | 0 | 0 | 0 | 0 | 0 | 0 |
| Mining and Quarrying 采矿及采石业 | 0 | 0 | 0 | 0 | 0 | 0 | 0 | 0 | 0 | 0 | 0 | 0 |
| Manufacturing 制造业 | 2 | 0 | 0 | 1 | 0 | 3 | 3 | 0 | 0 | 1 | 0 | 4 |
| Electricity and Gas 电力及燃气业 | 0 | 0 | 0 | 0 | 0 | 0 | 0 | 0 | 0 | 0 | 0 | 0 |
| Construction sites 建筑地盘 | 1 | 0 | 0 | 3 | 0 | 4 | 2 | 0 | 0 | 0 | 0 | 2 |
| Wholesales, retail and import/export trades, restaurants & hotels 批发、零售、进出口贸易、饮食及酒店 | 10 | 0 | 1 | 1 | 1 | 13 | 12 | 0 | 2 | 0 | 0 | 14 |
| Transport, storage and communications 运输、仓库及通讯业 | 2 | 0 | 0 | 0 | 0 | 2 | 1 | 0 | 1 | 0 | 0 | 2 |
| Financing, insurance, real estate and Business services 金融、保险、地产及商用服务业 | 7 | 0 | 0 | 0 | 0 | 7 | 2 | 0 | 0 | 0 | 0 | 2 |
| Community, Social & Personal Services 社区、社会及个人服务业 | 13 | 16 | 0 | 2 | 0 | 31 | 20 | 25 | 0 | 2 | 0 | 47 |
| Total 总数 | 35 | 16 | 1 | 7 | 1 | 60 | 40 | 25 | 3 | 3 | 0 | 71 |

Occupational Disease Codes

8 = Tenosynovitis of Hand or Forearm

14 = Tuberculosis

16 = *Streptococcus suis* Infection

40 = Occupational Dermatitis

48 = Carpal Tunnel Syndrome

职业病译码

8 = 手部或前臂腱鞘炎

14 = 结核病

16 = 猪型链球菌感染

40 = 职业性皮肤病

48 = 腕管综合症

Notes :

- 1) For information on silicosis, asbestosis and mesothelioma, please refer to the Pneumoconiosis Compensation Fund Board.
- 2) For information on occupational deafness, please refer to the Occupational Deafness Compensation Board.
- 3) The distribution of confirmed occupational diseases in 2008 in various industries has been revised in June 2009.

附注 :

- 1) 有关矽肺病、石棉沉着病及间皮瘤，请参考肺尘埃沉着病补偿基金委员会所发表的资料。
- 2) 有关职业性失聪，请参考职业性失聪补偿管理局所发表的资料。
- 3) 二零零八年经证实为职业病的个案在各行业的分布在二零零九年六月曾作修订。



Number of Confirmed Occupational Diseases in 2008

二零零八年经证实为职业病的个案数字

| Occupational Disease 职业病 | 2007 二零零七年 | 2008 二零零八年 |
|---|---------------|---------------|
| Silicosis 矽肺病 | 67 | 65 |
| Occupational Deafness 职业性失聪 | 47 | 58 |
| Tenosynovitis of Hand or Forearm 手部或前臂腱鞘炎 | 35 | 40 |
| Tuberculosis 结核病 | 16 | 25 |
| Asbestosis 石棉沉着病 | 2 | 5 |
| Gas Poisoning 气体中毒 ¹ | 1 (1) | 4 (4) |
| Occupational Dermatitis 职业性皮肤病 | 7 | 3 |
| <i>Streptococcus suis</i> Infection 猪型链球菌感染 | 1 | 3 |
| Mesothelioma 间皮瘤 ² | n.a. | 1 |
| Carpal Tunnel Syndrome 腕管综合症 | 1 | 0 |
| Total 总数 | 177 | 204 |

Notes :

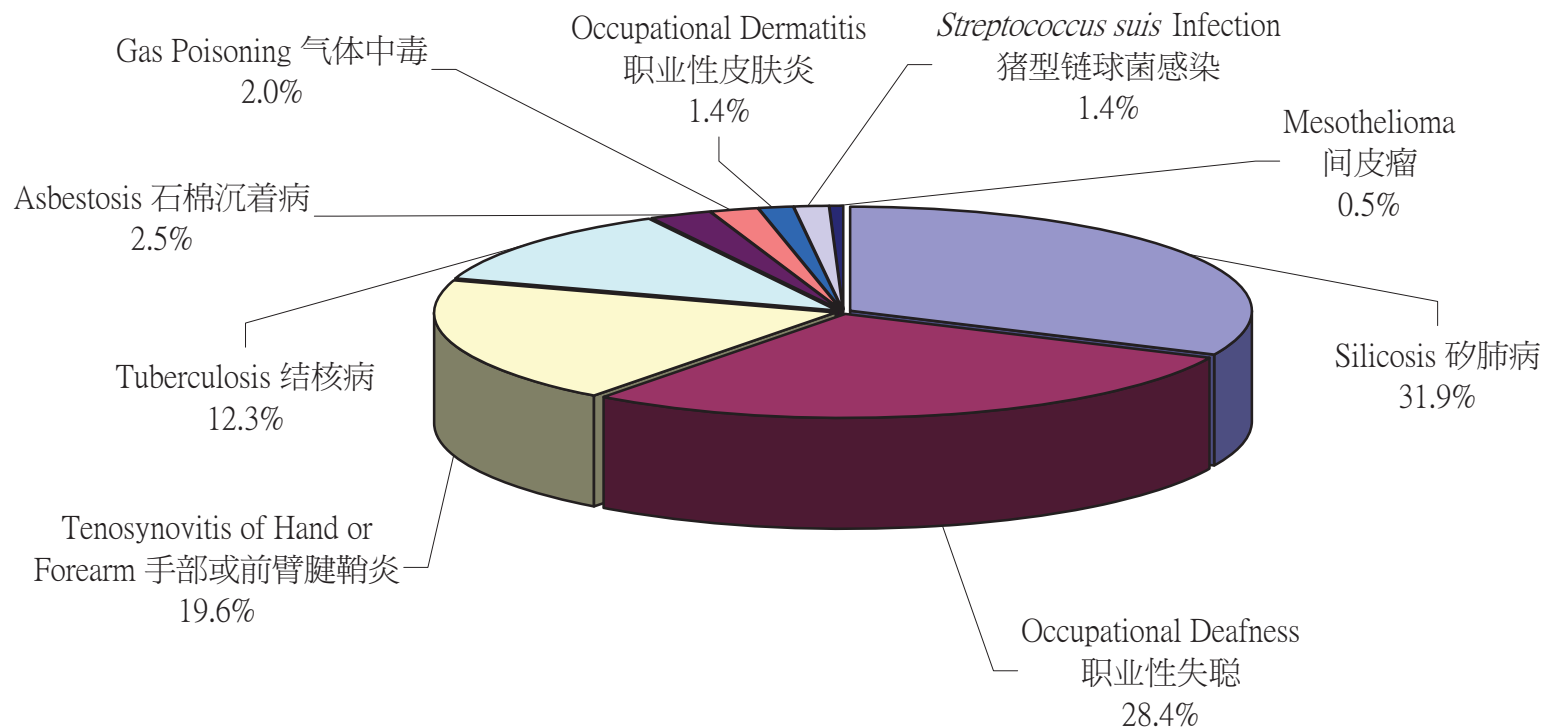
- 1) The figure in bracket denotes the number of incidents.
- 2) Mesothelioma was prescribed for compensation under the Pneumoconiosis and Mesothelioma (Compensation) Ordinance in April 2008.
- 3) "n.a." means not applicable.

附注：

- 1) 括号中的数字为事件次数。
- 2) 间皮瘤已在2008年4月被列入《肺尘埃沉着病及间皮瘤（补偿）条例》，并可获补偿。
- 3) "n.a." 是指不适用。



二零零八年经证实为职业病的个案数字 Number of Confirmed Occupational Diseases in 2008



| | | |
|----------------------------------|---|---|
| ■ Silicosis 矽肺病 | ■ Occupational Deafness 职业性失聪 | ■ Tenosynovitis of Hand or Forearm 手部或前臂腱鞘炎 |
| ■ Tuberculosis 结核病 | ■ Asbestosis 石棉沉着病 | ■ Gas Poisoning 气体中毒 |
| ■ Occupational Dermatitis 职业性皮肤病 | ■ <i>Streptococcus suis</i> Infection 猪型链球菌感染 | ■ Mesothelioma 间皮瘤 |



Industrial Accidents in Construction Industry (1999 - 2008) 建造业之工业意外数字(1999 - 2008)

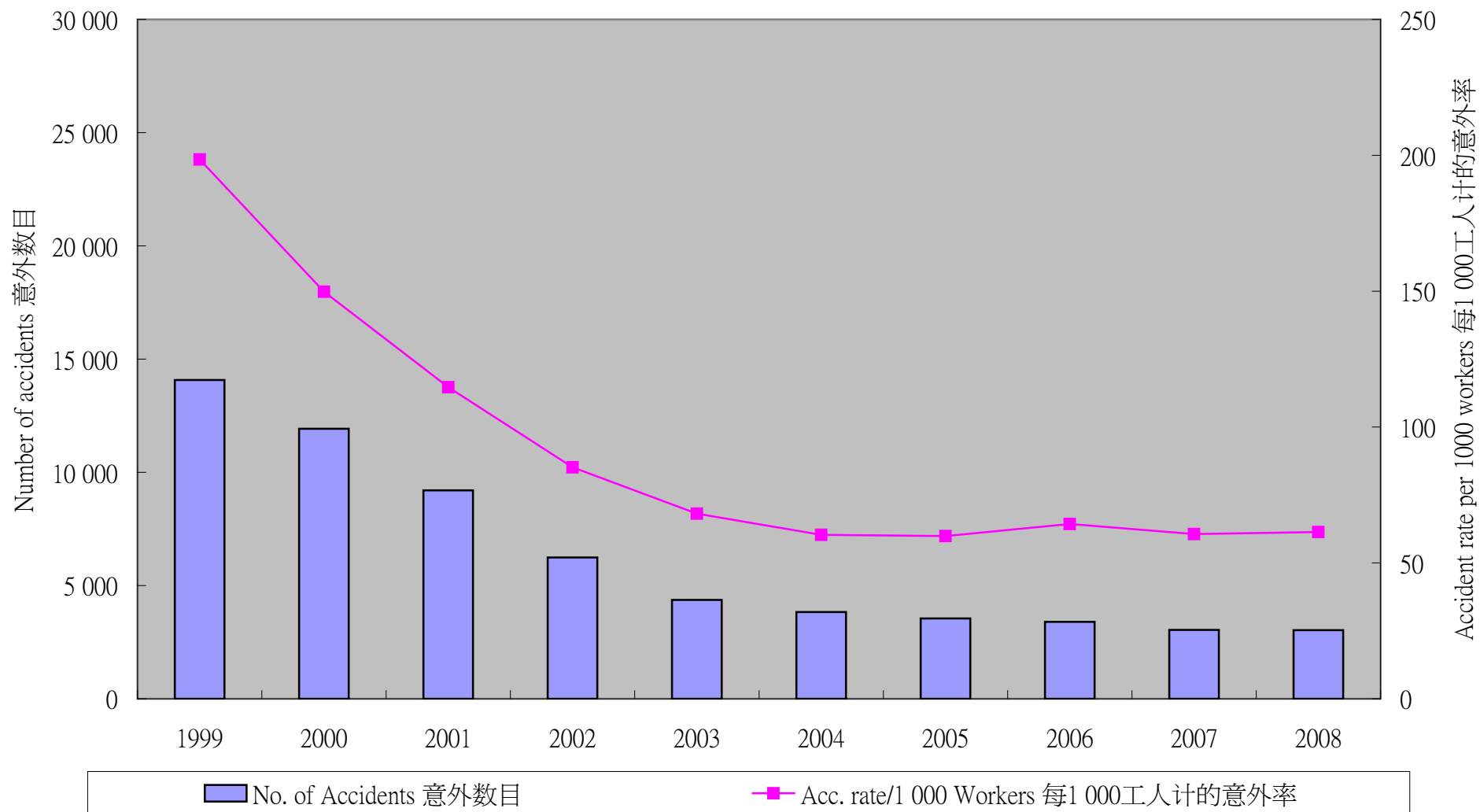
| | 1999 | 2000 | 2001 | 2002 | 2003 | 2004 | 2005 | 2006 | 2007 | 2008 |
|--|--------|--------|--------|--------|--------|--------|--------|--------|--------|--------|
| No. of Accidents 意外数目 | 14 078 | 11 925 | 9 206 | 6 239 | 4 367 | 3 833 | 3 548 | 3 400 | 3 042 | 3 033 |
| No. of Fatalities 致命意外数目 | 47 | 29 | 28 | 24 | 25 | 17 | 25 | 16 | 19 | 20 |
| *Total No. of Workers *工人总数 | 70 941 | 79 599 | 80 302 | 73 223 | 64 112 | 63 520 | 59 266 | 52 865 | 50 185 | 49 422 |
| Acc. rate/1 000 Workers 每1 000工人计的意外率 | 198.4 | 149.8 | 114.6 | 85.2 | 68.1 | 60.3 | 59.9 | 64.3 | 60.6 | 61.4 |
| Fatality rate/1 000 Workers 每1 000工人计的致命意外率 | 0.663 | 0.364 | 0.349 | 0.328 | 0.390 | 0.268 | 0.422 | 0.303 | 0.379 | 0.405 |

*The total no. of workers only covers manual workers on construction sites.

*工人总数只包括在建筑地盘工作的工人



建筑业之工业意外数字(1999 - 2008)
Industrial Accidents in Construction Industry (1999 - 2008)



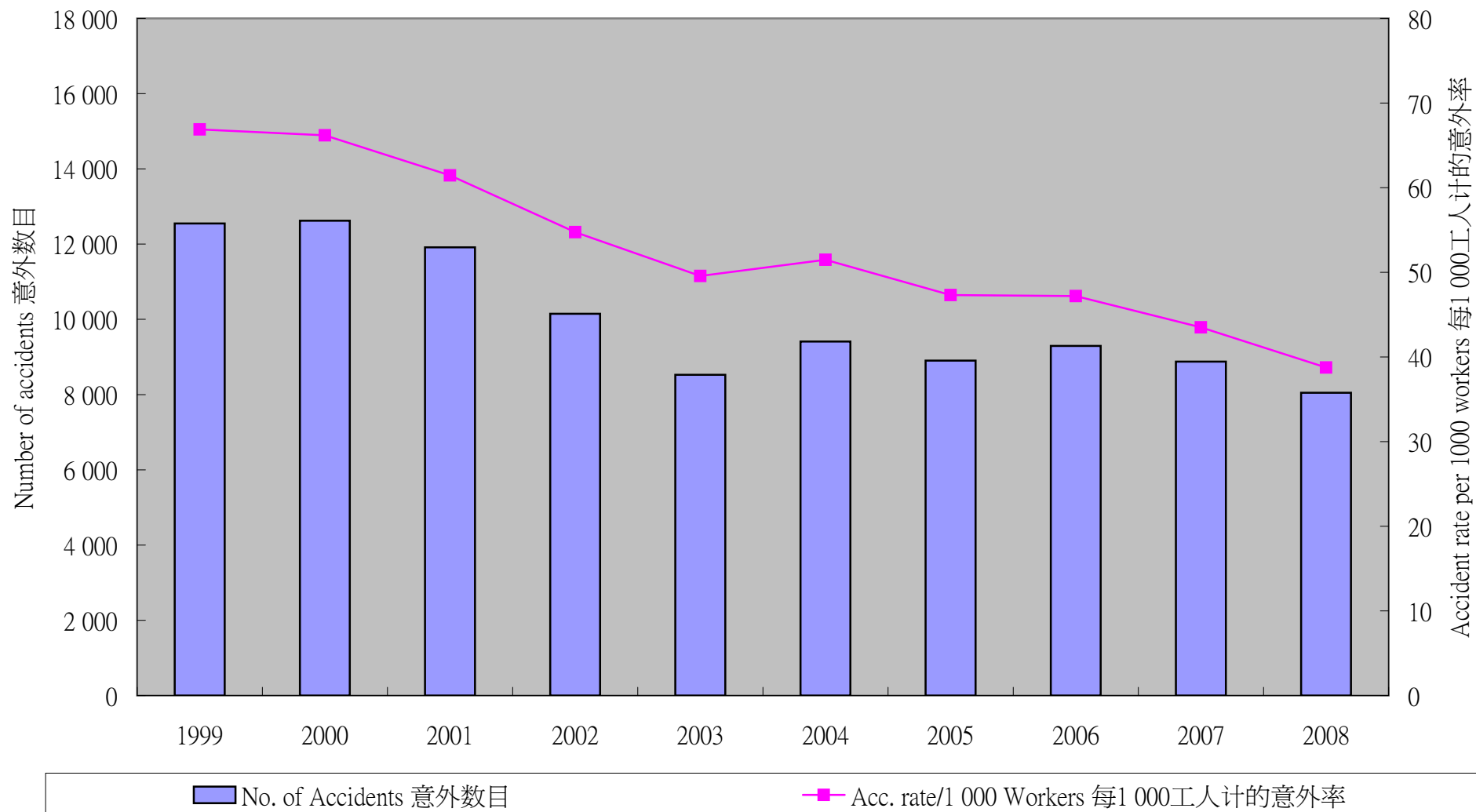


Industrial Accidents in Catering Industry (1999 - 2008) 饮食业之工业意外数字(1999 - 2008)

| | 1999 | 2000 | 2001 | 2002 | 2003 | 2004 | 2005 | 2006 | 2007 | 2008 |
|--|---------|---------|---------|---------|---------|---------|---------|---------|---------|---------|
| No. of Accidents 意外数目 | 12 549 | 12 621 | 11 914 | 10 149 | 8 527 | 9 410 | 8 902 | 9 294 | 8 876 | 8 049 |
| No. of Fatalities 致命意外数目 | 0 | 2 | 0 | 0 | 0 | 0 | 0 | 0 | 0 | 0 |
| Total No. of Workers 工人总数 | 187 614 | 190 685 | 193 881 | 185 395 | 171 999 | 182 791 | 188 157 | 196 935 | 204 020 | 207 735 |
| Acc. rate/1 000 Workers 每1 000工人计的意外率 | 66.9 | 66.2 | 61.5 | 54.7 | 49.6 | 51.5 | 47.3 | 47.2 | 43.5 | 38.7 |
| Fatality rate/1 000 Workers 每1 000工人计的致命意外率 | 0.000 | 0.010 | 0.000 | 0.000 | 0.000 | 0.000 | 0.000 | 0.000 | 0.000 | 0.000 |



饮食业之工业意外数字(1999 - 2008)
Industrial Accidents in Catering Industry (1999 - 2008)



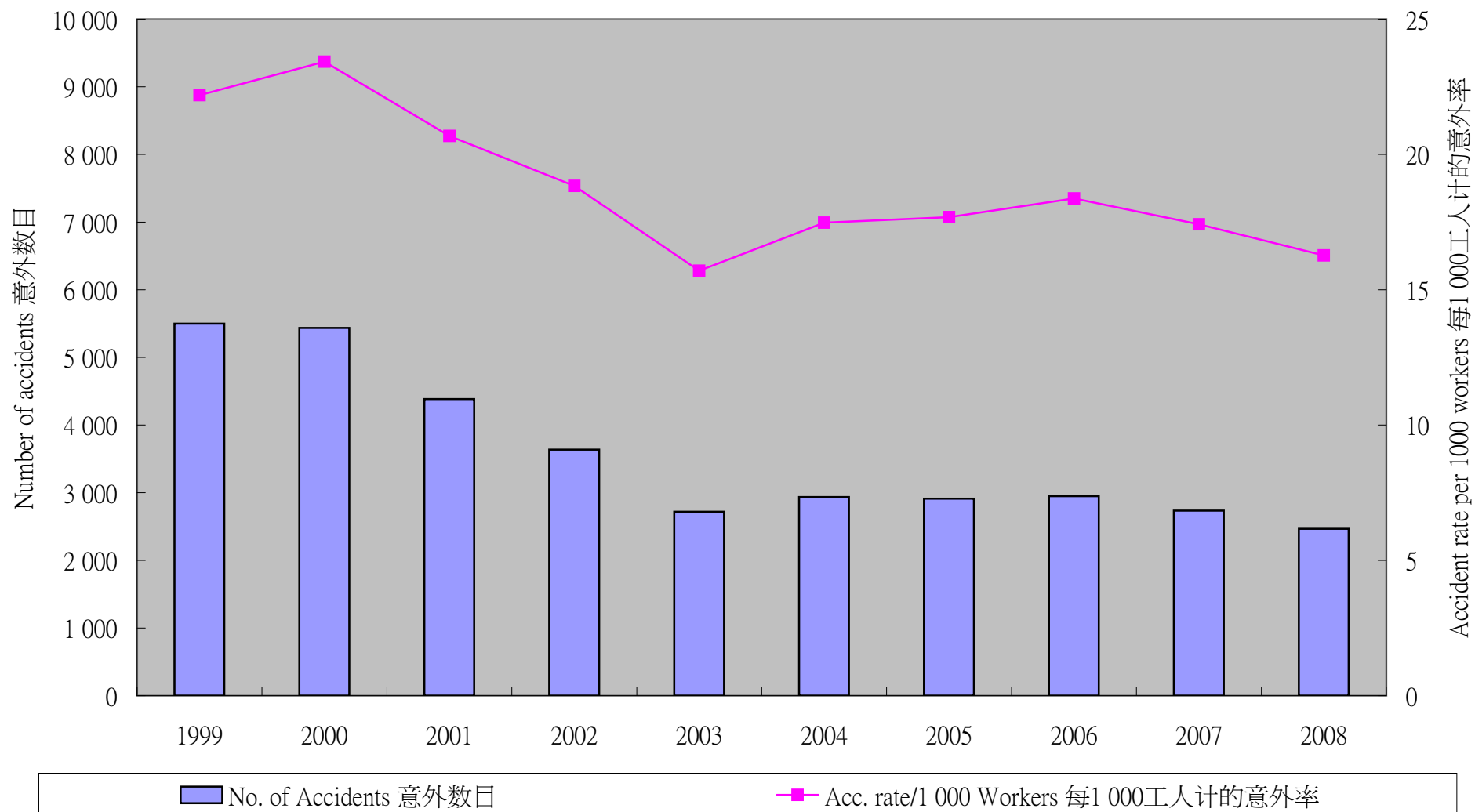


Industrial Accidents in Manufacturing Industry (1999 - 2008) 制造业之工业意外数字(1999 - 2008)

| | 1999 | 2000 | 2001 | 2002 | 2003 | 2004 | 2005 | 2006 | 2007 | 2008 |
|--|---------|---------|---------|---------|---------|---------|---------|---------|---------|---------|
| No. of Accidents 意外数目 | 5 499 | 5 436 | 4 385 | 3 636 | 2 719 | 2 936 | 2 912 | 2 949 | 2 735 | 2 467 |
| No. of Fatalities 致命意外数目 | 2 | 3 | 3 | 0 | 2 | 2 | 0 | 6 | 3 | 2 |
| Total No. of Workers 工人总数 | 247 830 | 232 039 | 211 995 | 193 013 | 173 133 | 167 952 | 164 668 | 160 505 | 157 001 | 151 618 |
| Acc. rate/1 000 Workers 每1 000工人计的意外率 | 22.2 | 23.4 | 20.7 | 18.8 | 15.7 | 17.5 | 17.7 | 18.4 | 17.4 | 16.3 |
| Fatality rate/1 000 Workers 每1 000工人计的致命意外率 | 0.008 | 0.013 | 0.014 | 0.000 | 0.012 | 0.012 | 0.000 | 0.037 | 0.019 | 0.013 |



制造业之工业意外数字(1999 - 2008)
Industrial Accidents in Manufacturing Industry (1999 - 2008)





Industrial Accidents in Major Industries (1999 - 2008)

主要行业之工业意外数字(1999 - 2008)

| | 1999 | 2000 | 2001 | 2002 | 2003 | 2004 | 2005 | 2006 | 2007 | 2008 |
|---|--------|--------|--------|--------|-------|-------|-------|-------|-------|-------|
| No. of Accidents 意外数目 | | | | | | | | | | |
| Construction Industry 建造业 | 14 078 | 11 925 | 9 206 | 6 239 | 4 367 | 3 833 | 3 548 | 3 400 | 3 042 | 3 033 |
| Catering Industry 饮食业 | 12 549 | 12 621 | 11 914 | 10 149 | 8 527 | 9 410 | 8 902 | 9 294 | 8 876 | 8 049 |
| Manufacturing Industry 制造业 | 5 499 | 5 436 | 4 385 | 3 636 | 2 719 | 2 936 | 2 912 | 2 949 | 2 735 | 2 467 |
| Acc. Rate/1 000 Workers 每1 000工人计的意外率 | | | | | | | | | | |
| Construction Industry 建造业 | 198.4 | 149.8 | 114.6 | 85.2 | 68.1 | 60.3 | 59.9 | 64.3 | 60.6 | 61.4 |
| Catering Industry 饮食业 | 66.9 | 66.2 | 61.5 | 54.7 | 49.6 | 51.5 | 47.3 | 47.2 | 43.5 | 38.7 |
| Manufacturing Industry 制造业 | 22.2 | 23.4 | 20.7 | 18.8 | 15.7 | 17.5 | 17.7 | 18.4 | 17.4 | 16.3 |

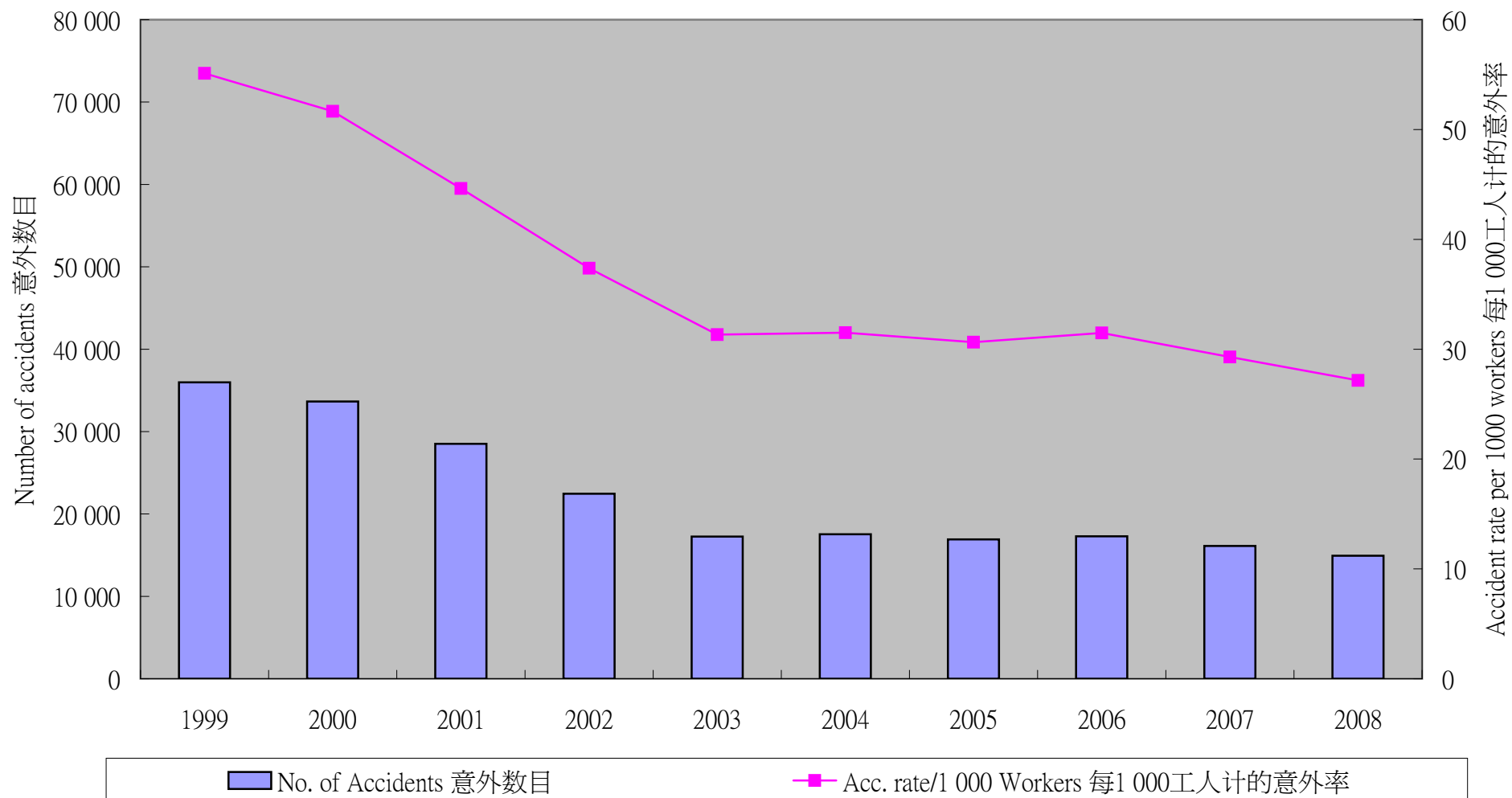


Industrial Accidents in All Industries (1999 - 2008) 所有行业之工业意外数字(1999 - 2008)

| | 1999 | 2000 | 2001 | 2002 | 2003 | 2004 | 2005 | 2006 | 2007 | 2008 |
|--|---------|---------|---------|---------|---------|---------|---------|---------|---------|---------|
| No. of Accidents 意外数目 | 35 986 | 33 652 | 28 518 | 22 453 | 17 249 | 17 533 | 16 917 | 17 286 | 16 117 | 14 932 |
| No. of Fatalities 致命意外数目 | 52 | 43 | 34 | 25 | 28 | 24 | 29 | 26 | 25 | 24 |
| Total No. of Workers 工人总数 | 652 931 | 651 441 | 638 978 | 600 781 | 550 655 | 556 572 | 552 160 | 549 109 | 550 121 | 549 866 |
| Acc. rate/1 000 Workers 每1 000工人计的意外率 | 55.1 | 51.7 | 44.6 | 37.4 | 31.3 | 31.5 | 30.6 | 31.5 | 29.3 | 27.2 |
| Fatality rate/1 000 Workers 每1 000工人计的致命意外率 | 0.080 | 0.066 | 0.053 | 0.042 | 0.051 | 0.043 | 0.053 | 0.047 | 0.045 | 0.044 |



所有行业之工业意外数字(1999 - 2008)
Industrial Accidents in All Industries (1999 - 2008)





Number of Confirmed Occupational Diseases (1999 - 2008)

1999 - 2008 经证实为职业病的个案数字

| Occupational Disease | 职业病 | 1999 | 2000 | 2001 | 2002 | 2003 | 2004 | 2005 | 2006 | 2007 | 2008 |
|--|----------------------------|------------|------------|------------|------------|------------|------------|------------|------------|------------|------------|
| Radiation Illness | 放射病 | 0 | 1 | 0 | 0 | 0 | 0 | 0 | 0 | 0 | 0 |
| Compressed Air Illness | 气压病 | 3 | 6 | 11 | 4 | 2 | 0 | 1 | 1 | 0 | 0 |
| Tenosynovitis of Hand or Forearm | 手部或前臂腱鞘炎 | 54 | 81 | 90 | 35 | 34 | 43 | 75 | 63 | 35 | 40 |
| Carpal Tunnel Syndrome | 腕管综合症 | 1 | 2 | 0 | 1 | 0 | 1 | 0 | 1 | 1 | 0 |
| Tuberculosis in Health Care Workers | 医护人员之结核病 | 57 | 39 | 41 | 29 | 30 | 42 | 30 | 18 | 16 | 25 |
| <i>Streptococcus suis</i> Infection | 猪型链球菌感染 | 1 | 0 | 1 | 0 | 0 | 1 | 6 | 0 | 1 | 3 |
| Cadmium Poisoning | 镉中毒 | 0 | 0 | 0 | 0 | 0 | 3 | 0 | 1 | 0 | 0 |
| Occupational Dermatitis | 职业性皮肤病 | 21 | 17 | 24 | 29 | 10 | 7 | 10 | 8 | 7 | 3 |
| Infammation or Ulceration of the Mucous Membrane of the Upper Respiratory Passages or Mouth produced by Dust, Liquid or Vapour | 因尘埃、液体或蒸气引致上呼吸道或口腔的黏膜发炎或溃疡 | 0 | 0 | 0 | 0 | 1 | 1 | 0 | 0 | 0 | 0 |
| Occupational Asthma | 职业性哮喘病 | 0 | 0 | 0 | 3 | 1 | 0 | 0 | 0 | 0 | 0 |
| Silicosis | 硅肺病 | 137 | 105 | 122 | 110 | 74 | 69 | 68 | 109 | 67 | 65 |
| Asbestosis | 石棉沉着病 | 15 | 11 | 9 | 9 | 6 | 4 | 2 | 7 | 2 | 5 |
| Mesothelioma ¹ | 间皮瘤 ¹ | n.a. | n.a. | n.a. | n.a. | n.a. | n.a. | n.a. | n.a. | n.a. | 1 |
| Occupational Deafness | 职业性失聪 | 388 | 206 | 121 | 114 | 74 | 52 | 60 | 51 | 47 | 58 |
| Gas Poisoning ² | 气体中毒 ² | 57 (9) | 36 (15) | 11 (6) | 30 (9) | 26 (7) | 28 (10) | 4 (3) | 5 (3) | 1 (1) | 4(4) |
| Total | 总数 | 734 | 504 | 430 | 364 | 258 | 251 | 256 | 264 | 177 | 204 |

Notes :

1. Mesothelioma was prescribed for compensation under the Pneumoconiosis and Mesothelioma (Compensation) Ordinance in April 2008.
2. The figure in bracket denotes the number of incidents.
3. "n.a." means not applicable.

附注：

1. 间皮瘤已在2008年4月被列入《肺尘埃沉着病及间皮瘤（补偿）条例》，并可获补偿。
2. 括号中的数字为事件次数。
3. "n.a." 是指不适用。



Occupational Injuries and Injury Rates in All Economic Activities in 1999 - 2008

一九九九年至二零零八年所有经济行业之职业伤亡个案及死亡率

| | 1999 | 2000 | 2001 | 2002 | 2003 | 2004 | 2005 | 2006 | 2007 | 2008 |
|--|--------|--------|--------|--------|--------|--------|--------|--------|--------|--------|
| Number of occupational injuries 伤亡个案 | 58 841 | 58 092 | 53 719 | 47 023 | 42 022 | 44 025 | 44 267 | 46 937 | 43 979 | 41 900 |
| Injury rate per 1 000 employees 每1 000雇员计之死亡率 | 24.3 | 23.3 | 21.6 | 19.2 | 17.7 | 18.1 | 17.8 | 18.4 | 16.9 | 15.8 |



一九九九年至二零零八年所有经济行业之职业伤亡个案及伤亡率
Occupational Injuries and Injury Rates in All Economic Activities in 1999 - 2008

