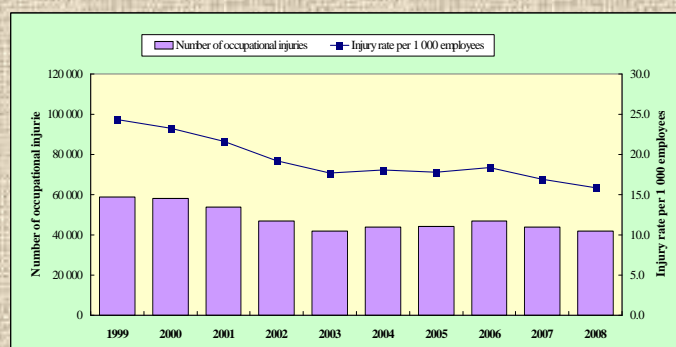


# 職業安全及健康統計數字2008



職業安全及健康部

勞工處

二零零九年十月





# 職業安全及健康統計數字

## 簡介

這裡所載的統計數字，是就香港與工作有關的意外和職業病提供資料及分析，顯示不同經濟界別和選定行業最近的意外趨勢。僱主、僱員與安全及健康工作從業員可利用這些統計數字，按整體意外率及某行業的平均統計數字，與本身機構的表現作出比較。我們希望這類資料可協助個別機構，更能妥善地管理其安全及健康計劃，從而改善安全表現。

在 1997 年或以前的每年意外數字，是根據當年內呈報給勞工處的意外數目計算。為更切合反映實際的情況，由 1998 年開始，意外數字乃根據在當年內所發生的個案計算。因此，1998 年的意外數字不適宜與 1998 年以前的數字作直接比較。但是 1999 年和之後的每年統計數字，則可與之作比較。

## 名詞定義及其他資料

**職業傷亡個案** 是指根據《僱員補償條例》呈報由工作意外引致死亡或失去工作能力 3 天以上的受傷個案（包括工業意外個案）。

**工業意外** 是指在《工廠及工業經營條例》所界定的工業經營內發生的受傷或死亡意外，而這些意外是因工業活動而引致的。

由 1998 年 1 月 1 日開始，勞工處採用個案發生日期替代個案呈報日期作為編算工作傷亡統計數據的基礎，以便更準確地反映所述時段內發生的工傷個案。

**職業病** 是指根據《僱員補償條例》、《職業性失聰(補償)條例》和《肺塵埃沉着病及間皮瘤(補償)條例》所呈報及經證實的職業病。

每一千名僱員計的職業傷亡率 的計算方法如下：

$$\frac{\text{職業傷亡數字}}{\text{所有經濟行業就業人數}} \times 1000$$

每一千名工人計的工業意外率 的計算方法如下：

$$\frac{\text{工業意外數字}}{\text{相關行業就業人數}} \times 1000$$

就業人數資料源自政府統計處發表的就業及空缺按季統計報告。



由於每個國家就編製統計數字所定呈報意外及職業病的法例要求、涵蓋的經濟界別及採納的勞動人口定義都不同，所以統計數字的資料成分或會因地而異。因此不同地區的意外及職業病統計數字，不一定能夠直接互作比較，必須小心詮釋。

如欲查詢有關以上意外統計詳情，請聯絡勞工處意外分析及資訊科

(電話號碼： 2815 0678 傳真號碼：2541 8537)

如欲查詢有關以上職業病統計詳情，請聯絡勞工處職業醫學科(健康推廣)

(電話號碼： 2852 4041 傳真號碼：2581 2049)

有關不安全工作地點及工序投訴，請致電勞工處意外分析及資訊科，

所有投訴均會絕對保密

(電話號碼： 2542 2172)

電子郵件: [enquiry@labour.gov.hk](mailto:enquiry@labour.gov.hk)

網址: <http://www.labour.gov.hk>



**Occupational Injuries in All Workplaces  
in 2008  
- analysed by Major Economic Activity -**

二零零八年所有工作地點之職業傷亡個案以主要經濟行業分析

Major Economic Activity 主要經濟行業		2007 二零零七年		2008 二零零八年	
Agriculture and Fishing	漁農業	176		186	
Mining and Quarrying	採礦及採石業	0		0	
Manufacturing	製造業	3 967	(21)	3 587	(16)
Electricity and Gas	電力及燃氣業	33	(1)	48	
Construction	建造業	3 135	(37)	3 087	(36)
Wholesale & Retail Trades, Restaurants and Hotels	批發、零售、飲食及酒店業	13 916	(16)	12 805	(16)
Transport & Related Services, Storage and Communication	運輸及有關行業、倉庫及通訊業	5 023	(26)	5 169	(23)
Financing, Insurance, Real Estate and Business Services (including Import & Export Trade)	金融、保險、地產及商用服務業 (包括進出口貿易業)	5 772	(46)	5 487	(52)
Community, Social & Personal Services	社區、社會及個人服務業	11 953	(25)	11 531	(38)
Activities not adequately defined	未能介定之行業	4		0	
<b>TOTAL</b>	<b>總數</b>	<b>43 979</b>	<b>(172)</b>	<b>41 900</b>	<b>(181)</b>

Notes:

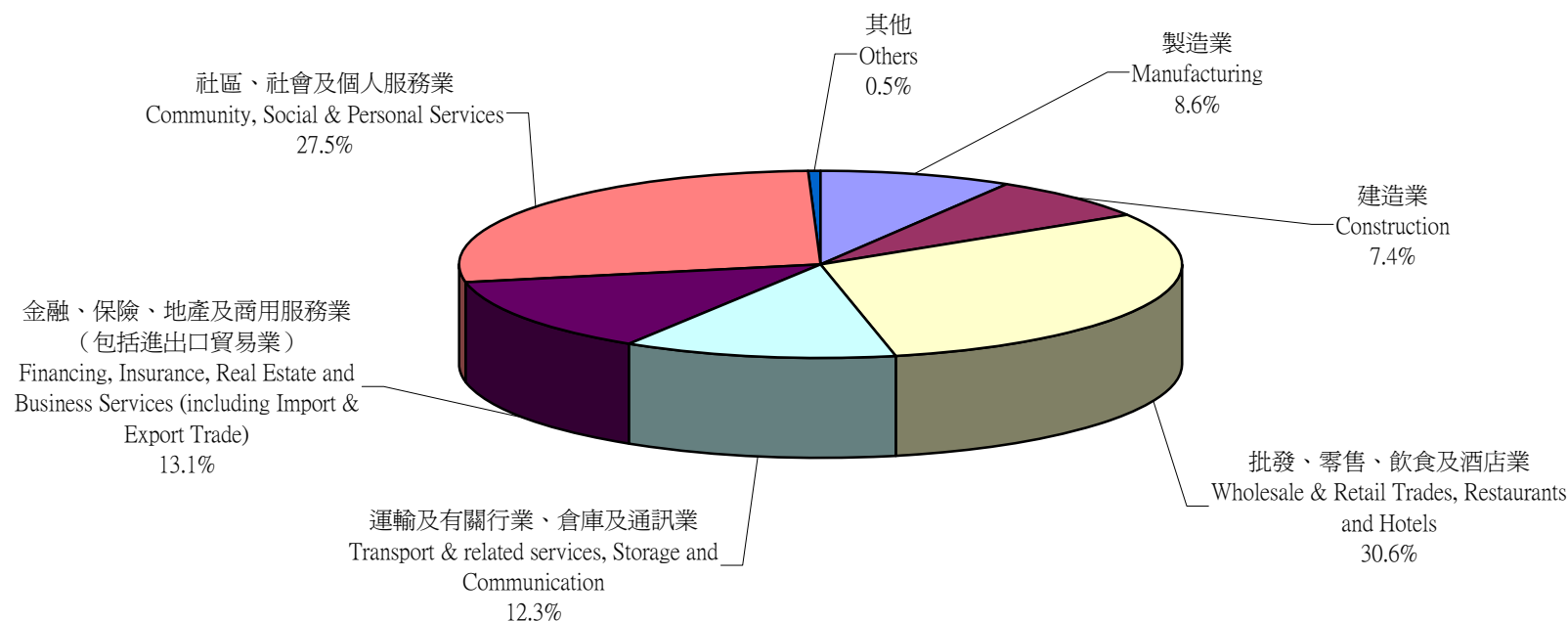
- Occupational injuries (including industrial accidents) are injury cases arising from work accidents, resulting in death or incapacity for work of over three days, and reported under the Employees' Compensation Ordinance. Since 1.1.1998, Labour Department has used the date of occurrence of an injury as the basis for computing work injury statistics instead of the date of reporting in order to reflect more accurately the number of work injuries occurring in the year.
- Figures in brackets denote the number of fatalities.
- The above injury figures are recorded as at 31 March 2009.

註釋:

- 職業傷亡個案是指根據《僱員補償條例》呈報由工作意外引致死亡或失去工作能力3天以上的受傷個案(包括工業意外個案)。由1998年1月1日開始,勞工處採用個案發生日期替代個案呈報日期作為編算工作傷亡統計數據的基礎,以便更準確地反映所述時段內發生的工傷個案。
- 括號內的數字顯示死亡人數。
- 上列傷亡數字為截至2009年3月31日所記錄的數字。



**二零零八年所有工作地點之職業傷亡個案以主要經濟行業分析**  
**Occupational Injuries in All Workplaces in 2008 - analysed by Major Economic Activity**





**Occupational Injuries in All Workplaces  
in 2008**  
**- analysed by Type of Accident -**  
**二零零八年所有工作地點之職業傷亡個案以意外類別分析**

Type of Accident 意外類別	2007 二零零七年	2008 二零零八年
Trapped in or between objects 受困於物件之內或物件之間	974 (3)	1 011
Injured whilst lifting or carrying 提舉或搬運物件時受傷	9 074	8 855
Slip, trip or fall on same level 滑倒、絆倒或在同一高度跌倒	9 836 (1)	9 868 (1)
Fall of person from height 人體從高處墮下	1 585 (20)	1 575 (25)
Striking against fixed or stationary object 與固定或不動的物件碰撞	3 817	3 583
Striking against or struck by moving object 被移動物件或與移動物件碰撞	4 374 (4)	3 977 (6)
Stepping on object 踏在物件上	335	224
Exposure to or contact with harmful substance 暴露於有害物質中或接觸有害物質	369	344
Contact with electricity or electric discharge 觸電或接觸放出的電流	30 (2)	35 (5)
Trapped by collapsing or overturning object 受困於倒塌或翻側的物件	21 (3)	19 (2)
Struck by falling object 遭墮下的物件撞擊	645 (5)	551 (2)
Struck by moving vehicle 遭移動中的車輛撞倒	2 446 (29)	2 451 (34)
Contact with moving machinery or object being machined 觸及開動中的機器或觸及以機器製造中的物件	955	881
Drowning 遇溺	7 (7)	4 (4)
Exposure to fire 火警燒傷	53 (2)	32 (1)
Exposure to explosion 爆炸受傷	10	8
Injured by hand tool 被手工具所傷	3 996	3 627
Injured by fall of ground 泥土傾瀉受傷	1	2
Asphyxiation 窒息	3 (3)	6 (3)
Contact with hot surface or substance 觸及灼熱表面或物質	2 894	2 488
Injured by animal 被動物所傷	489	414
Injured in workplace violence 於工作場所暴力事件中受傷	1 005	859 (2)
Others 其他類別	1 060 (93)	1 086 (96)
<b>TOTAL</b> 總數	<b>43 979 (172)</b>	<b>41 900 (181)</b>

Notes:

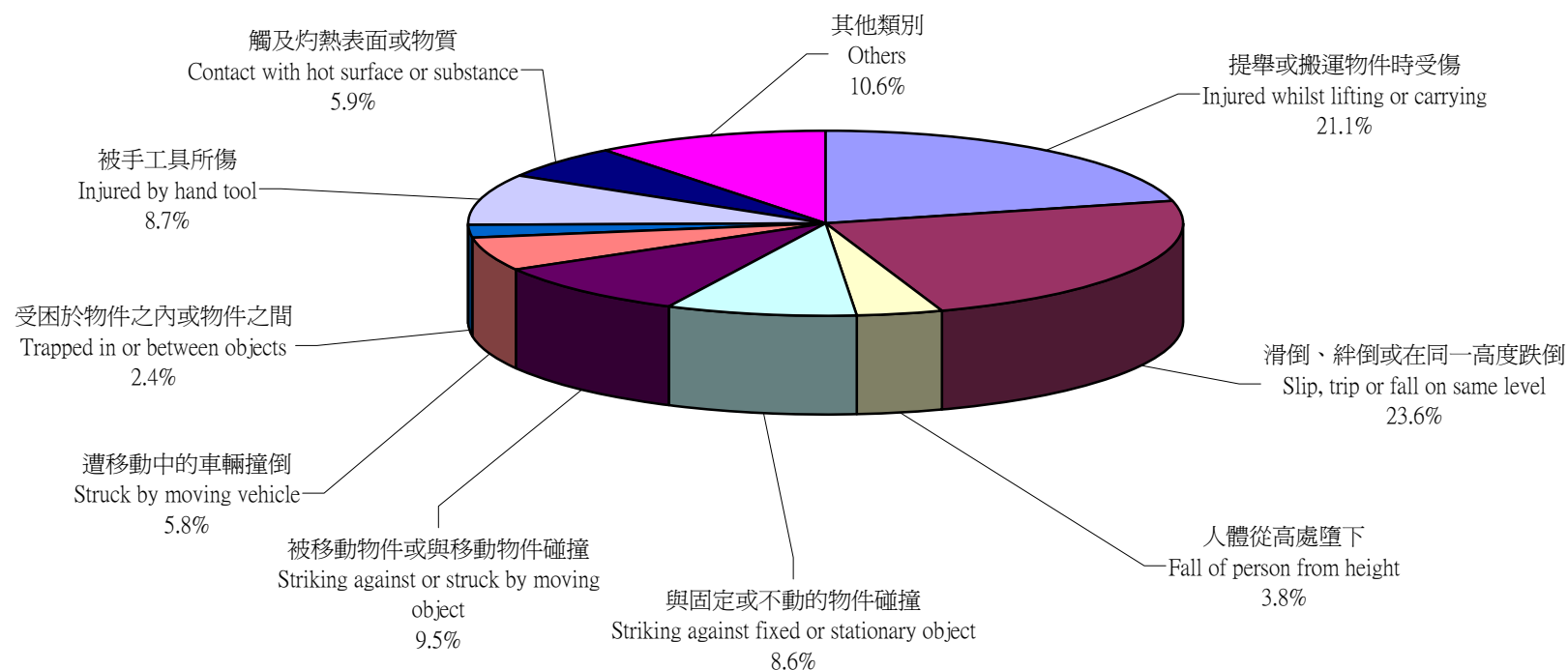
- Occupational injuries (including industrial accidents) are injury cases arising from work accidents, resulting in death or incapacity for work of over three days, and reported under the Employees' Compensation Ordinance. Since 1.1.1998, Labour Department has used the date of occurrence of an injury as the basis for computing work injury statistics instead of the date of reporting in order to reflect more accurately the number of work injuries occurring in the year.
- Figures in brackets denote the number of fatalities.
- The above injury figures are recorded as at 31 March 2009.

註釋:

- 職業傷亡個案是指根據《僱員補償條例》呈報由工作意外引致死亡或失去工作能力3天以上的受傷個案(包括工業意外個案)。由1998年1月1日開始,勞工處採用個案發生日期替代個案呈報日期作為編算工作傷亡統計數據的基礎,以便更準確地反映所述時段內發生的工傷個案。
- 括號內的數字顯示死亡人數。
- 上列傷亡數字為截至2009年3月31日所記錄的數字。



**二零零八年所有工作地點之職業傷亡個案以意外類別分析**  
**Occupational Injuries in All Workplaces in 2008 - analysed by Type of Accident**





**Occupational Injuries in Manufacturing Industry  
in 2008**  
**- analysed by Type of Accident -**

二零零八年製造業之職業傷亡個案以意外類別分析

Type of Accident 意外類別		2007 二零零七年		2008 二零零八年	
Trapped in or between objects	受困於物件之內或物件之間	92	(1)	109	
Injured whilst lifting or carrying	提舉或搬運物件時受傷	860		770	
Slip, trip or fall on same level	滑倒、絆倒或在同一高度跌倒	703		671	
Fall of person from height	人體從高處墮下	101	(2)	110	(3)
Striking against fixed or stationary object	與固定或不動的物件碰撞	377		330	
Striking against or struck by moving object	被移動物件或與移動物件碰撞	409	(1)	387	
Stepping on object	踏在物件上	38		24	
Exposure to or contact with harmful substance	暴露於有害物質中或接觸有害物質	34		34	
Contact with electricity or electric discharge	觸電或接觸放出的電流	3	(1)	1	
Trapped by collapsing or overturning object	受困於倒塌或翻側的物件	1		1	
Struck by falling object	遭墮下的物件撞擊	77		44	
Struck by moving vehicle	遭移動中的車輛撞倒	415	(3)	445	(6)
Contact with moving machinery or object being machined	觸及開動中的機器或觸及以機器製造中的物件	337		295	
Drowning	遇溺	1	(1)	0	
Exposure to fire	火警燒傷	5		6	(1)
Exposure to explosion	爆炸受傷	1		4	
Injured by hand tool	被手工具所傷	268		182	
Injured by fall of ground	泥土傾瀉受傷	0		0	
Asphyxiation	窒息	2	(2)	0	
Contact with hot surface or substance	觸及灼熱表面或物質	140		123	
Injured by animal	被動物所傷	8		3	
Injured in workplace violence	於工作場所暴力事件中受傷	23		12	(1)
Others	其他類別	72	(10)	36	(5)
<b>TOTAL</b>	<b>總 數</b>	<b>3 967</b>	<b>(21)</b>	<b>3 587</b>	<b>(16)</b>

Notes:

- Occupational injuries (including industrial accidents) are injury cases arising from work accidents, resulting in death or incapacity for work of over three days, and reported under the Employees' Compensation Ordinance. Since 1.1.1998, Labour Department has used the date of occurrence of an injury as the basis for computing work injury statistics instead of the date of reporting in order to reflect more accurately the number of work injuries occurring in the year.
- Figures in brackets denote the number of fatalities.
- The above injury figures are recorded as at 31 March 2009.

註釋:

- 職業傷亡個案是指根據《僱員補償條例》呈報由工作意外引致死亡或失去工作能力3天以上的受傷個案(包括工業意外個案)。由1998年1月1日開始,勞工處採用個案發生日期替代個案呈報日期作為編算工作傷亡統計數據的基礎,以便更準確地反映所述時段內發生的工傷個案。
- 括號內的數字顯示死亡人數。
- 上列傷亡數字為截至2009年3月31日所記錄的數字。





**Occupational Injuries in Construction Industry  
in 2008  
- analysed by Type of Accident -**

**二零零八年建造業之職業傷亡個案以意外類別分析**

Type of Accident 意外類別		2007 二零零七年	2008 二零零八年
Trapped in or between objects	受困於物件之內或物件之間	68 (2)	67
Injured whilst lifting or carrying	提舉或搬運物件時受傷	590	595
Slip, trip or fall on same level	滑倒、絆倒或在同一高度跌倒	539	584
Fall of person from height	人體從高處墮下	366 (10)	389 (8)
Striking against fixed or stationary object	與固定或不動的物件碰撞	324	285
Striking against or struck by moving object	被移動物件或與移動物件碰撞	585	517 (4)
Stepping on object	踏在物件上	33	22
Exposure to or contact with harmful substance	暴露於有害物質中或接觸有害物質	20	24
Contact with electricity or electric discharge	觸電或接觸放出的電流	10 (1)	19 (5)
Trapped by collapsing or overturning object	受困於倒塌或翻側的物件	13 (2)	10 (2)
Struck by falling object	遭墮下的物件撞擊	114 (3)	101 (1)
Struck by moving vehicle	遭移動中的車輛撞倒	33 (1)	38 (3)
Contact with moving machinery or object being machined	觸及開動中的機器或觸及以機器製造中的物件	198	246
Drowning	遇溺	1 (1)	0
Exposure to fire	火警燒傷	12	11
Exposure to explosion	爆炸受傷	2	1
Injured by hand tool	被手工具所傷	155	99
Injured by fall of ground	泥土傾瀉受傷	1	2
Asphyxiation	窒息	0	3
Contact with hot surface or substance	觸及灼熱表面或物質	18	22
Injured by animal	被動物所傷	2	1
Injured in workplace violence	於工作場所暴力事件中受傷	8	5
Others	其他類別	43 (17)	46 (13)
<b>TOTAL</b>	<b>總數</b>	<b>3 135 (37)</b>	<b>3 087 (36)</b>

Notes:

- Occupational injuries (including industrial accidents) are injury cases arising from work accidents, resulting in death or incapacity for work of over three days, and reported under the Employees' Compensation Ordinance. Since 1.1.1998, Labour Department has used the date of occurrence of an injury as the basis for computing work injury statistics instead of the date of reporting in order to reflect more accurately the number of work injuries occurring in the year.
- Figures in brackets denote the number of fatalities.
- The above injury figures are recorded as at 31 March 2009.

註釋:

- 職業傷亡個案是指根據《僱員補償條例》呈報由工作意外引致死亡或失去工作能力3天以上的受傷個案(包括工業意外個案)。由1998年1月1日開始,勞工處採用個案發生日期替代個案呈報日期作為編算工作傷亡統計數據的基礎,以便更準確地反映所述時段內發生的工傷個案。
- 括號內的數字顯示死亡人數。
- 上列傷亡數字為截至2009年3月31日所記錄的數字。



Occupational Injuries in Catering Industry  
in 2008  
- analysed by Type of Accident -

二零零八年飲食業之職業傷亡個案以意外類別分析

Type of Accident 意外類別		2007 二零零七年	2008 二零零八年
Trapped in or between objects	受困於物件之內或物件之間	105	95
Injured whilst lifting or carrying	提舉或搬運物件時受傷	1 230	1 182
Slip, trip or fall on same level	滑倒、絆倒或在同一高度跌倒	1 504	1 357
Fall of person from height	人體從高處墮下	50	56
Striking against fixed or stationary object	與固定或不動的物件碰撞	904	768
Striking against or struck by moving object	被移動物件或與移動物件碰撞	601	426
Stepping on object	踏在物件上	20	13
Exposure to or contact with harmful substance	暴露於有害物質中或接觸有害物質	68	57
Contact with electricity or electric discharge	觸電或接觸放出的電流	5	2
Trapped by collapsing or overturning object	受困於倒塌或翻側的物件	2	0
Struck by falling object	遭墮下的物件撞擊	38	46
Struck by moving vehicle	遭移動中的車輛撞倒	128 (2)	91 (1)
Contact with moving machinery or object being machined	觸及開動中的機器或觸及以機器製造中的物件	127	100
Drowning	遇溺	0	0
Exposure to fire	火警燒傷	18	7
Exposure to explosion	爆炸受傷	3	0
Injured by hand tool	被手工具所傷	2 232	2 170
Injured by fall of ground	泥土傾瀉受傷	0	0
Asphyxiation	窒息	0	0
Contact with hot surface or substance	觸及灼熱表面或物質	2 147	1 830
Injured by animal	被動物所傷	114	74
Injured in workplace violence	於工作場所暴力事件中受傷	33	25
Others	其他類別	60 (7)	65 (6)
<b>TOTAL</b>	<b>總 數</b>	<b>9 389 (9)</b>	<b>8 364 (7)</b>

Notes:

- Occupational injuries (including industrial accidents) are injury cases arising from work accidents, resulting in death or incapacity for work of over three days, and reported under the Employees' Compensation Ordinance. Since 1.1.1998, Labour Department has used the date of occurrence of an injury as the basis for computing work injury statistics instead of the date of reporting in order to reflect more accurately the number of work injuries occurring in the year.
- Figures in brackets denote the number of fatalities.
- The above injury figures are recorded as at 31 March 2009.

註釋:

- 職業傷亡個案是指根據《僱員補償條例》呈報由工作意外引致死亡或失去工作能力3天以上的受傷個案(包括工業意外個案)。由1998年1月1日開始,勞工處採用個案發生日期替代個案呈報日期作為編算工作傷亡統計數據的基礎,以便更準確地反映所述時段內發生的工傷個案。
- 括號內的數字顯示死亡人數。
- 上列傷亡數字為截至2009年3月31日所記錄的數字。



Occupational Injuries in Wholesale Trade  
in 2008  
- analysed by Type of Accident -

二零零八年批發業之職業傷亡個案以意外類別分析

Type of Accident 意外類別	2007 二零零七年	2008 二零零八年
Trapped in or between objects 受困於物件之內或物件之間	11	14
Injured whilst lifting or carrying 提舉或搬運物件時受傷	184	176
Slip, trip or fall on same level 滑倒、絆倒或在同一高度跌倒	120	128
Fall of person from height 人體從高處墮下	31	33
Striking against fixed or stationary object 與固定或不動的物件碰撞	36	30
Striking against or struck by moving object 被移動物件或與移動物件碰撞	63	66
Stepping on object 踏在物件上	4	2
Exposure to or contact with harmful substance 暴露於有害物質中或接觸有害物質	4	2
Contact with electricity or electric discharge 觸電或接觸放出的電流	0	0
Trapped by collapsing or overturning object 受困於倒塌或翻側的物件	1	0
Struck by falling object 遭墮下的物件撞擊	7	3
Struck by moving vehicle 遭移動中的車輛撞倒	69	51
Contact with moving machinery or object being machined 觸及開動中的機器或觸及以機器製造中的物件	15	20
Drowning 遇溺	0	0
Exposure to fire 火警燒傷	0	0
Exposure to explosion 爆炸受傷	0	0
Injured by hand tool 被手工具所傷	41	30
Injured by fall of ground 泥土傾瀉受傷	0	0
Asphyxiation 窒息	0	1 (1)
Contact with hot surface or substance 觸及灼熱表面或物質	1	3
Injured by animal 被動物所傷	6	6
Injured in workplace violence 於工作場所暴力事件中受傷	5	2
Others 其他類別	13 (2)	8 (1)
<b>TOTAL</b> 總數	<b>611</b> (2)	<b>575</b> (2)

Notes:

- Occupational injuries (including industrial accidents) are injury cases arising from work accidents, resulting in death or incapacity for work of over three days, and reported under the Employees' Compensation Ordinance. Since 1.1.1998, Labour Department has used the date of occurrence of an injury as the basis for computing work injury statistics instead of the date of reporting in order to reflect more accurately the number of work injuries occurring in the year.
- Figures in brackets denote the number of fatalities.
- The above injury figures are recorded as at 31 March 2009.

註釋:

- 職業傷亡個案是指根據《僱員補償條例》呈報由工作意外引致死亡或失去工作能力3天以上的受傷個案(包括工業意外個案)。由1998年1月1日開始,勞工處採用個案發生日期替代個案呈報日期作為編算工作傷亡統計數據的基礎,以便更準確地反映所述時段內發生的工傷個案。
- 括號內的數字顯示死亡人數。
- 上列傷亡數字為截至2009年3月31日所記錄的數字。



Occupational Injuries in Retail Trade  
in 2008  
- analysed by Type of Accident -

二零零八年零售業之職業傷亡個案以意外類別分析

Type of Accident 意外類別		2007 二零零七年	2008 二零零八年
Trapped in or between objects	受困於物件之內或物件之間	44	46
Injured whilst lifting or carrying	提舉或搬運物件時受傷	783	770
Slip, trip or fall on same level	滑倒、絆倒或在同一高度跌倒	480	532
Fall of person from height	人體從高處墮下	167	180 (1)
Striking against fixed or stationary object	與固定或不動的物件碰撞	221	243
Striking against or struck by moving object	被移動物件或與移動物件碰撞	256	232
Stepping on object	踏在物件上	25	15
Exposure to or contact with harmful substance	暴露於有害物質中或接觸有害物質	10	12
Contact with electricity or electric discharge	觸電或接觸放出的電流	2	0
Trapped by collapsing or overturning object	受困於倒塌或翻側的物件	0	2
Struck by falling object	遭墮下的物件撞擊	58	49
Struck by moving vehicle	遭移動中的車輛撞倒	142 (1)	127 (2)
Contact with moving machinery or object being machined	觸及開動中的機器或觸及以機器製造中的物件	64	32
Drowning	遇溺	0	0
Exposure to fire	火警燒傷	0	0
Exposure to explosion	爆炸受傷	0	0
Injured by hand tool	被手工具所傷	305	289
Injured by fall of ground	泥土傾瀉受傷	0	0
Asphyxiation	窒息	0	0
Contact with hot surface or substance	觸及灼熱表面或物質	39	38
Injured by animal	被動物所傷	36	27
Injured in workplace violence	於工作場所暴力事件中受傷	31	28
Others	其他類別	40 (4)	45 (3)
<b>TOTAL</b>	<b>總數</b>	<b>2 703 (5)</b>	<b>2 667 (6)</b>

Notes:

- Occupational injuries (including industrial accidents) are injury cases arising from work accidents, resulting in death or incapacity for work of over three days, and reported under the Employees' Compensation Ordinance. Since 1.1.1998, Labour Department has used the date of occurrence of an injury as the basis for computing work injury statistics instead of the date of reporting in order to reflect more accurately the number of work injuries occurring in the year.
- Figures in brackets denote the number of fatalities.
- The above injury figures are recorded as at 31 March 2009.

註釋:

- 職業傷亡個案是指根據《僱員補償條例》呈報由工作意外引致死亡或失去工作能力3天以上的受傷個案(包括工業意外個案)。由1998年1月1日開始,勞工處採用個案發生日期替代個案呈報日期作為編算工作傷亡統計數據的基礎,以便更準確地反映所述時段內發生的工傷個案。
- 括號內的數字顯示死亡人數。
- 上列傷亡數字為截至2009年3月31日所記錄的數字。



**Occupational Injuries in Hotels and Boarding Houses  
in 2008  
- analysed by Type of Accident -**

**二零零八年酒店及旅舍業之職業傷亡個案以意外類別分析**

Type of Accident 意外類別	2007 二零零七年	2008 二零零八年
Trapped in or between objects 受困於物件之內或物件之間	38	27
Injured whilst lifting or carrying 提舉或搬運物件時受傷	240	250
Slip, trip or fall on same level 滑倒、絆倒或在同一高度跌倒	266	225
Fall of person from height 人體從高處墮下	27	22
Striking against fixed or stationary object 與固定或不動的物件碰撞	156	187
Striking against or struck by moving object 被移動物件或與移動物件碰撞	152	137
Stepping on object 踏在物件上	10	6
Exposure to or contact with harmful substance 暴露於有害物質中或接觸有害物質	11	22
Contact with electricity or electric discharge 觸電或接觸放出的電流	0	3
Trapped by collapsing or overturning object 受困於倒塌或翻側的物件	0	0
Struck by falling object 遭墮下的物件撞擊	6	23
Struck by moving vehicle 遭移動中的車輛撞倒	28	22 (1)
Contact with moving machinery or object being machined 觸及開動中的機器或觸及以機器製造中的物件	15	13
Drowning 遇溺	0	0
Exposure to fire 火警燒傷	0	1
Exposure to explosion 爆炸受傷	0	0
Injured by hand tool 被手工具所傷	162	142
Injured by fall of ground 泥土傾瀉受傷	0	0
Asphyxiation 窒息	0	0
Contact with hot surface or substance 觸及灼熱表面或物質	86	94
Injured by animal 被動物所傷	5	3
Injured in workplace violence 於工作場所暴力事件中受傷	4	2
Others 其他類別	7	20
<b>TOTAL</b> 總數	<b>1 213</b>	<b>1 199 (1)</b>

Notes:

- Occupational injuries (including industrial accidents) are injury cases arising from work accidents, resulting in death or incapacity for work of over three days, and reported under the Employees' Compensation Ordinance. Since 1.1.1998, Labour Department has used the date of occurrence of an injury as the basis for computing work injury statistics instead of the date of reporting in order to reflect more accurately the number of work injuries occurring in the year.
- Figures in brackets denote the number of fatalities.
- The above injury figures are recorded as at 31 March 2009.

註釋:

- 職業傷亡個案是指根據《僱員補償條例》呈報由工作意外引致死亡或失去工作能力3天以上的受傷個案(包括工業意外個案)。由1998年1月1日開始,勞工處採用個案發生日期替代個案呈報日期作為編算工作傷亡統計數據的基礎,以便更準確地反映所述時段內發生的工傷個案。
- 括號內的數字顯示死亡人數。
- 上列傷亡數字為截至2009年3月31日所記錄的數字。



Occupational Injuries in Transport & Related Services  
in 2008  
- analysed by Type of Accident -

二零零八年運輸及有關行業之職業傷亡個案以意外類別分析

Type of Accident 意外類別	2007 二零零七年	2008 二零零八年
Trapped in or between objects 受困於物件之內或物件之間	132	182
Injured whilst lifting or carrying 提舉或搬運物件時受傷	1 277	1 349
Slip, trip or fall on same level 滑倒、絆倒或在同一高度跌倒	1 054	1 083
Fall of person from height 人體從高處墮下	239 (2)	201 (3)
Striking against fixed or stationary object 與固定或不動的物件碰撞	393	362
Striking against or struck by moving object 被移動物件或與移動物件碰撞	563 (2)	593 (1)
Stepping on object 踏在物件上	48	33
Exposure to or contact with harmful substance 暴露於有害物質中或接觸有害物質	6	5
Contact with electricity or electric discharge 觸電或接觸放出的電流	2	2
Trapped by collapsing or overturning object 受困於倒塌或翻側的物件	2 (1)	3
Struck by falling object 遭墮下的物件撞擊	114 (1)	94
Struck by moving vehicle 遭移動中的車輛撞倒	583 (9)	665 (7)
Contact with moving machinery or object being machined 觸及開動中的機器或觸及以機器製造中的物件	29	24
Drowning 遇溺	0	2 (2)
Exposure to fire 火警燒傷	3	1
Exposure to explosion 爆炸受傷	0	1
Injured by hand tool 被手工具所傷	51	61
Injured by fall of ground 泥土傾瀉受傷	0	0
Asphyxiation 窒息	1 (1)	0
Contact with hot surface or substance 觸及灼熱表面或物質	64	45
Injured by animal 被動物所傷	9	11
Injured in workplace violence 於工作場所暴力事件中受傷	58	64
Others 其他類別	109 (8)	130 (8)
<b>TOTAL</b> 總數	<b>4 737 (24)</b>	<b>4 911 (21)</b>

Notes:

- Occupational injuries (including industrial accidents) are injury cases arising from work accidents, resulting in death or incapacity for work of over three days, and reported under the Employees' Compensation Ordinance. Since 1.1.1998, Labour Department has used the date of occurrence of an injury as the basis for computing work injury statistics instead of the date of reporting in order to reflect more accurately the number of work injuries occurring in the year.
- Figures in brackets denote the number of fatalities.
- The above injury figures are recorded as at 31 March 2009.

註釋:

- 職業傷亡個案是指根據《僱員補償條例》呈報由工作意外引致死亡或失去工作能力3天以上的受傷個案(包括工業意外個案)。由1998年1月1日開始,勞工處採用個案發生日期替代個案呈報日期作為編算工作傷亡統計數據的基礎,以便更準確地反映所述時段內發生的工傷個案。
- 括號內的數字顯示死亡人數。
- 上列傷亡數字為截至2009年3月31日所記錄的數字。



Occupational Injuries in Financial Institutions  
in 2008  
- analysed by Type of Accident -

二零零八年金融機構之職業傷亡個案以意外類別分析

Type of Accident 意外類別		2007 二零零七年	2008 二零零八年
Trapped in or between objects	受困於物件之內或物件之間	11	6
Injured whilst lifting or carrying	提舉或搬運物件時受傷	35	31
Slip, trip or fall on same level	滑倒、絆倒或在同一高度跌倒	83	90
Fall of person from height	人體從高處墮下	6	8
Striking against fixed or stationary object	與固定或不動的物件碰撞	21	15
Striking against or struck by moving object	被移動物件或與移動物件碰撞	23	18
Stepping on object	踏在物件上	1	0
Exposure to or contact with harmful substance	暴露於有害物質中或接觸有害物質	0	0
Contact with electricity or electric discharge	觸電或接觸放出的電流	0	0
Trapped by collapsing or overturning object	受困於倒塌或翻側的物件	0	0
Struck by falling object	遭墮下的物件撞擊	4	2
Struck by moving vehicle	遭移動中的車輛撞倒	13	11
Contact with moving machinery or object being machined	觸及開動中的機器或觸及以機器製造中的物件	1	2
Drowning	遇溺	0	1 (1)
Exposure to fire	火警燒傷	0	0
Exposure to explosion	爆炸受傷	0	0
Injured by hand tool	被手工具所傷	4	5
Injured by fall of ground	泥土傾瀉受傷	0	0
Asphyxiation	窒息	0	0
Contact with hot surface or substance	觸及灼熱表面或物質	2	3
Injured by animal	被動物所傷	0	1
Injured in workplace violence	於工作場所暴力事件中受傷	0	3
Others	其他類別	20 (3)	13
<b>TOTAL</b>	<b>總 數</b>	<b>224 (3)</b>	<b>209 (1)</b>

Notes:

- Occupational injuries (including industrial accidents) are injury cases arising from work accidents, resulting in death or incapacity for work of over three days, and reported under the Employees' Compensation Ordinance. Since 1.1.1998, Labour Department has used the date of occurrence of an injury as the basis for computing work injury statistics instead of the date of reporting in order to reflect more accurately the number of work injuries occurring in the year.
- Figures in brackets denote the number of fatalities.
- The above injury figures are recorded as at 31 March 2009.

註釋:

- 職業傷亡個案是指根據《僱員補償條例》呈報由工作意外引致死亡或失去工作能力3天以上的受傷個案(包括工業意外個案)。由1998年1月1日開始,勞工處採用個案發生日期替代個案呈報日期作為編算工作傷亡統計數據的基礎,以便更準確地反映所述時段內發生的工傷個案。
- 括號內的數字顯示死亡人數。
- 上列傷亡數字為截至2009年3月31日所記錄的數字。



**Occupational Injuries in Business Services (including Import & Export Trade)  
in 2008  
- analysed by Type of Accident -**

二零零八年商用服務業(包括進出口貿易業)之職業傷亡個案以意外類別分析

Type of Accident 意外類別		2007 二零零七年		2008 二零零八年	
Trapped in or between objects	受困於物件之內或物件之間	150		130	
Injured whilst lifting or carrying	提舉或搬運物件時受傷	980		971	
Slip, trip or fall on same level	滑倒、絆倒或在同一高度跌倒	1 842	(1)	1 812	(1)
Fall of person from height	人體從高處墮下	217	(3)	214	(5)
Striking against fixed or stationary object	與固定或不動的物件碰撞	422		384	
Striking against or struck by moving object	被移動物件或與移動物件碰撞	571	(1)	452	
Stepping on object	踏在物件上	48		30	
Exposure to or contact with harmful substance	暴露於有害物質中或接觸有害物質	37		27	
Contact with electricity or electric discharge	觸電或接觸放出的電流	2		4	
Trapped by collapsing or overturning object	受困於倒塌或翻側的物件	2		1	
Struck by falling object	遭墮下的物件撞擊	75		62	
Struck by moving vehicle	遭移動中的車輛撞倒	432	(9)	403	(11)
Contact with moving machinery or object being machined	觸及開動中的機器或觸及以機器製造中的物件	73		65	
Drowning	遇溺	3	(3)	0	
Exposure to fire	火警燒傷	3	(1)	2	
Exposure to explosion	爆炸受傷	0		1	
Injured by hand tool	被手工具所傷	161		147	
Injured by fall of ground	泥土傾瀉受傷	0		0	
Asphyxiation	窒息	0		0	
Contact with hot surface or substance	觸及灼熱表面或物質	59		46	
Injured by animal	被動物所傷	51		41	
Injured in workplace violence	於工作場所暴力事件中受傷	155		154	
Others	其他類別	160	(24)	210	(34)
<b>TOTAL</b>	<b>總 數</b>	<b>5 443</b>	<b>(42)</b>	<b>5 156</b>	<b>(51)</b>

Notes:

- Occupational injuries (including industrial accidents) are injury cases arising from work accidents, resulting in death or incapacity for work of over three days, and reported under the Employees' Compensation Ordinance. Since 1.1.1998, Labour Department has used the date of occurrence of an injury as the basis for computing work injury statistics instead of the date of reporting in order to reflect more accurately the number of work injuries occurring in the year.
- Figures in brackets denote the number of fatalities.
- The above injury figures are recorded as at 31 March 2009.

註釋:

- 職業傷亡個案是指根據《僱員補償條例》呈報由工作意外引致死亡或失去工作能力3天以上的受傷個案(包括工業意外個案)。由1998年1月1日開始,勞工處採用個案發生日期替代個案呈報日期作為編算工作傷亡統計數據的基礎,以便更準確地反映所述時段內發生的工傷個案。
- 括號內的數字顯示死亡人數。
- 上列傷亡數字為截至2009年3月31日所記錄的數字。





**Occupational Injuries in Education Services  
in 2008  
- analysed by Type of Accident -**

**二零零八年教育服務業之職業傷亡個案以意外類別分析**

Type of Accident 意外類別		2007 二零零七年	2008 二零零八年
Trapped in or between objects	受困於物件之內或物件之間	26	20
Injured whilst lifting or carrying	提舉或搬運物件時受傷	272	235
Slip, trip or fall on same level	滑倒、絆倒或在同一高度跌倒	414	433
Fall of person from height	人體從高處墮下	52	60
Striking against fixed or stationary object	與固定或不動的物件碰撞	83	52
Striking against or struck by moving object	被移動物件或與移動物件碰撞	110	122
Stepping on object	踏在物件上	9	8
Exposure to or contact with harmful substance	暴露於有害物質中或接觸有害物質	6	6
Contact with electricity or electric discharge	觸電或接觸放出的電流	0	0
Trapped by collapsing or overturning object	受困於倒塌或翻側的物件	0	1
Struck by falling object	遭墮下的物件撞擊	18	20
Struck by moving vehicle	遭移動中的車輛撞倒	24	23
Contact with moving machinery or object being machined	觸及開動中的機器或觸及以機器製造中的物件	10	10
Drowning	遇溺	0	0
Exposure to fire	火警燒傷	1	0
Exposure to explosion	爆炸受傷	0	0
Injured by hand tool	被手工具所傷	41	26
Injured by fall of ground	泥土傾瀉受傷	0	0
Asphyxiation	窒息	0	0
Contact with hot surface or substance	觸及灼熱表面或物質	15	15
Injured by animal	被動物所傷	10	11
Injured in workplace violence	於工作場所暴力事件中受傷	33	30
Others	其他類別	73 (1)	79 (2)
<b>TOTAL</b>	<b>總數</b>	<b>1 197 (1)</b>	<b>1 151 (2)</b>

Notes:

- Occupational injuries (including industrial accidents) are injury cases arising from work accidents, resulting in death or incapacity for work of over three days, and reported under the Employees' Compensation Ordinance. Since 1.1.1998, Labour Department has used the date of occurrence of an injury as the basis for computing work injury statistics instead of the date of reporting in order to reflect more accurately the number of work injuries occurring in the year.
- Figures in brackets denote the number of fatalities.
- The above injury figures are recorded as at 31 March 2009.

註釋:

- 職業傷亡個案是指根據《僱員補償條例》呈報由工作意外引致死亡或失去工作能力3天以上的受傷個案(包括工業意外個案)。由1998年1月1日開始,勞工處採用個案發生日期替代個案呈報日期作為編算工作傷亡統計數據的基礎,以便更準確地反映所述時段內發生的工傷個案。
- 括號內的數字顯示死亡人數。
- 上列傷亡數字為截至2009年3月31日所記錄的數字。



Occupational Injuries in Medical, Dental & Other Health Services  
in 2008  
- analysed by Type of Accident -

二零零八年醫療、牙科及其他保健服務業之職業傷亡個案以意外類別分析

Type of Accident 意外類別	2007 二零零七年	2008 二零零八年
Trapped in or between objects 受困於物件之內或物件之間	39	54
Injured whilst lifting or carrying 提舉或搬運物件時受傷	618	533
Slip, trip or fall on same level 滑倒、絆倒或在同一高度跌倒	362	325
Fall of person from height 人體從高處墮下	18	17
Striking against fixed or stationary object 與固定或不動的物件碰撞	132	145
Striking against or struck by moving object 被移動物件或與移動物件碰撞	155	137
Stepping on object 踏在物件上	15	8
Exposure to or contact with harmful substance 暴露於有害物質中或接觸有害物質	33	38
Contact with electricity or electric discharge 觸電或接觸放出的電流	1	0
Trapped by collapsing or overturning object 受困於倒塌或翻側的物件	0	0
Struck by falling object 遭墮下的物件撞擊	13	12
Struck by moving vehicle 遭移動中的車輛撞倒	55 (1)	71
Contact with moving machinery or object being machined 觸及開動中的機器或觸及以機器製造中的物件	8	9
Drowning 遇溺	0	0
Exposure to fire 火警燒傷	0	1
Exposure to explosion 爆炸受傷	0	0
Injured by hand tool 被手工具所傷	201	163
Injured by fall of ground 泥土傾瀉受傷	0	0
Asphyxiation 窒息	0	0
Contact with hot surface or substance 觸及灼熱表面或物質	53	34
Injured by animal 被動物所傷	14	12
Injured in workplace violence 於工作場所暴力事件中受傷	238	165
Others 其他類別	76	44
<b>TOTAL</b> 總數	<b>2 031</b> (1)	<b>1 768</b>

Notes:

- Occupational injuries (including industrial accidents) are injury cases arising from work accidents, resulting in death or incapacity for work of over three days, and reported under the Employees' Compensation Ordinance. Since 1.1.1998, Labour Department has used the date of occurrence of an injury as the basis for computing work injury statistics instead of the date of reporting in order to reflect more accurately the number of work injuries occurring in the year.
- Figures in brackets denote the number of fatalities.
- The above injury figures are recorded as at 31 March 2009.

註釋:

- 職業傷亡個案是指根據《僱員補償條例》呈報由工作意外引致死亡或失去工作能力3天以上的受傷個案(包括工業意外個案)。由1998年1月1日開始,勞工處採用個案發生日期替代個案呈報日期作為編算工作傷亡統計數據的基礎,以便更準確地反映所述時段內發生的工傷個案。
- 括號內的數字顯示死亡人數。
- 上列傷亡數字為截至2009年3月31日所記錄的數字。



Occupational Injuries in Welfare Institutions  
in 2008  
- analysed by Type of Accident -

二零零八年福利機構之職業傷亡個案以意外類別分析

Type of Accident 意外類別	2007 二零零七年	2008 二零零八年
Trapped in or between objects 受困於物件之內或物件之間	42	30
Injured whilst lifting or carrying 提舉或搬運物件時受傷	497	472
Slip, trip or fall on same level 滑倒、絆倒或在同一高度跌倒	324	349
Fall of person from height 人體從高處墮下	33	33
Striking against fixed or stationary object 與固定或不動的物件碰撞	106	73
Striking against or struck by moving object 被移動物件或與移動物件碰撞	121	109
Stepping on object 踏在物件上	8	9
Exposure to or contact with harmful substance 暴露於有害物質中或接觸有害物質	22	11
Contact with electricity or electric discharge 觸電或接觸放出的電流	0	0
Trapped by collapsing or overturning object 受困於倒塌或翻側的物件	0	0
Struck by falling object 遭墮下的物件撞擊	12	9
Struck by moving vehicle 遭移動中的車輛撞倒	33	39
Contact with moving machinery or object being machined 觸及開動中的機器或觸及以機器製造中的物件	4	4
Drowning 遇溺	0	0
Exposure to fire 火警燒傷	0	0
Exposure to explosion 爆炸受傷	0	0
Injured by hand tool 被手工具所傷	83	89
Injured by fall of ground 泥土傾瀉受傷	0	0
Asphyxiation 窒息	0	0
Contact with hot surface or substance 觸及灼熱表面或物質	65	70
Injured by animal 被動物所傷	7	6
Injured in workplace violence 於工作場所暴力事件中受傷	152	120
Others 其他類別	85	67
TOTAL 總數	1 594	1 490

Notes:

- Occupational injuries (including industrial accidents) are injury cases arising from work accidents, resulting in death or incapacity for work of over three days, and reported under the Employees' Compensation Ordinance. Since 1.1.1998, Labour Department has used the date of occurrence of an injury as the basis for computing work injury statistics instead of the date of reporting in order to reflect more accurately the number of work injuries occurring in the year.
- Figures in brackets denote the number of fatalities.
- The above injury figures are recorded as at 31 March 2009.

註釋:

- 職業傷亡個案是指根據《僱員補償條例》呈報由工作意外引致死亡或失去工作能力3天以上的受傷個案(包括工業意外個案)。由1998年1月1日開始,勞工處採用個案發生日期替代個案呈報日期作為編算工作傷亡統計數據的基礎,以便更準確地反映所述時段內發生的工傷個案。
- 括號內的數字顯示死亡人數。
- 上列傷亡數字為截至2009年3月31日所記錄的數字。



Occupational Injuries in Sanitary and Similar Services  
in 2008  
- analysed by Type of Accident -

二零零八年清潔及同類服務業之職業傷亡個案以意外類別分析

Type of Accident 意外類別	2007 二零零七年	2008 二零零八年
Trapped in or between objects 受困於物件之內或物件之間	108	109
Injured whilst lifting or carrying 提舉或搬運物件時受傷	480	561
Slip, trip or fall on same level 滑倒、絆倒或在同一高度跌倒	725	756
Fall of person from height 人體從高處墮下	63	64 (2)
Striking against fixed or stationary object 與固定或不動的物件碰撞	219	257
Striking against or struck by moving object 被移動物件或與移動物件碰撞	244	245
Stepping on object 踏在物件上	14	22
Exposure to or contact with harmful substance 暴露於有害物質中或接觸有害物質	85	66
Contact with electricity or electric discharge 觸電或接觸放出的電流	1	0
Trapped by collapsing or overturning object 受困於倒塌或翻側的物件	0	1
Struck by falling object 遭墮下的物件撞擊	25	27
Struck by moving vehicle 遭移動中的車輛撞倒	82 (1)	89 (1)
Contact with moving machinery or object being machined 觸及開動中的機器或觸及以機器製造中的物件	14	10
Drowning 遇溺	0	0
Exposure to fire 火警燒傷	0	0
Exposure to explosion 爆炸受傷	0	0
Injured by hand tool 被手工具所傷	29	14
Injured by fall of ground 泥土傾瀉受傷	0	0
Asphyxiation 窒息	0	0
Contact with hot surface or substance 觸及灼熱表面或物質	28	27
Injured by animal 被動物所傷	26	22
Injured in workplace violence 於工作場所暴力事件中受傷	11	13
Others 其他類別	40 (5)	46 (8)
<b>TOTAL</b> 總數	<b>2 194 (6)</b>	<b>2 329 (11)</b>

Notes:

- Occupational injuries (including industrial accidents) are injury cases arising from work accidents, resulting in death or incapacity for work of over three days, and reported under the Employees' Compensation Ordinance. Since 1.1.1998, Labour Department has used the date of occurrence of an injury as the basis for computing work injury statistics instead of the date of reporting in order to reflect more accurately the number of work injuries occurring in the year.
- Figures in brackets denote the number of fatalities.
- The above injury figures are recorded as at 31 March 2009.

註釋:

- 職業傷亡個案是指根據《僱員補償條例》呈報由工作意外引致死亡或失去工作能力3天以上的受傷個案(包括工業意外個案)。由1998年1月1日開始,勞工處採用個案發生日期替代個案呈報日期作為編算工作傷亡統計數據的基礎,以便更準確地反映所述時段內發生的工傷個案。
- 括號內的數字顯示死亡人數。
- 上列傷亡數字為截至2009年3月31日所記錄的數字。



**Industrial Accidents in All Industrial Undertakings  
in 2008  
- analysed by Industry -**

二零零八年所有工業經營之工業意外個案以行業分析

Industries 行 業	2007 二零零七年	2008 二零零八年
I. Manufacturing Industries 製造業	<u>2 735</u> (3)	<u>2 467</u> (2)
Textile 紡織	281	186
Wearing Apparel 衣著	55	62
7 Major Manufacturing Industries 七大製造業	136	116
Electronics 電子	136	116
Metal 五金	134 (2)	78
Plastics 塑膠	52	58
Shipbuilding and shiprepairing 造船及修船	79	78
Printing 印刷	268	251 (1)
Other Manufacturing Industries 其他製造業	1 730 (1)	1 638 (1)
II. Construction Industry 建造業	<u>3 042</u> (19)	<u>3 033</u> (20)
III. Catering Industry 飲食業	<u>8 876</u>	<u>8 049</u>
IV. Mining and Quarrying, Utilities, Transport and Servicing Industries 礦務，公共事業，運輸及服務行業	<u>1 464</u> (3)	<u>1 383</u> (2)
TOTAL 總 數	<u>16 117</u> (25)	<u>14 932</u> (24)

Notes:

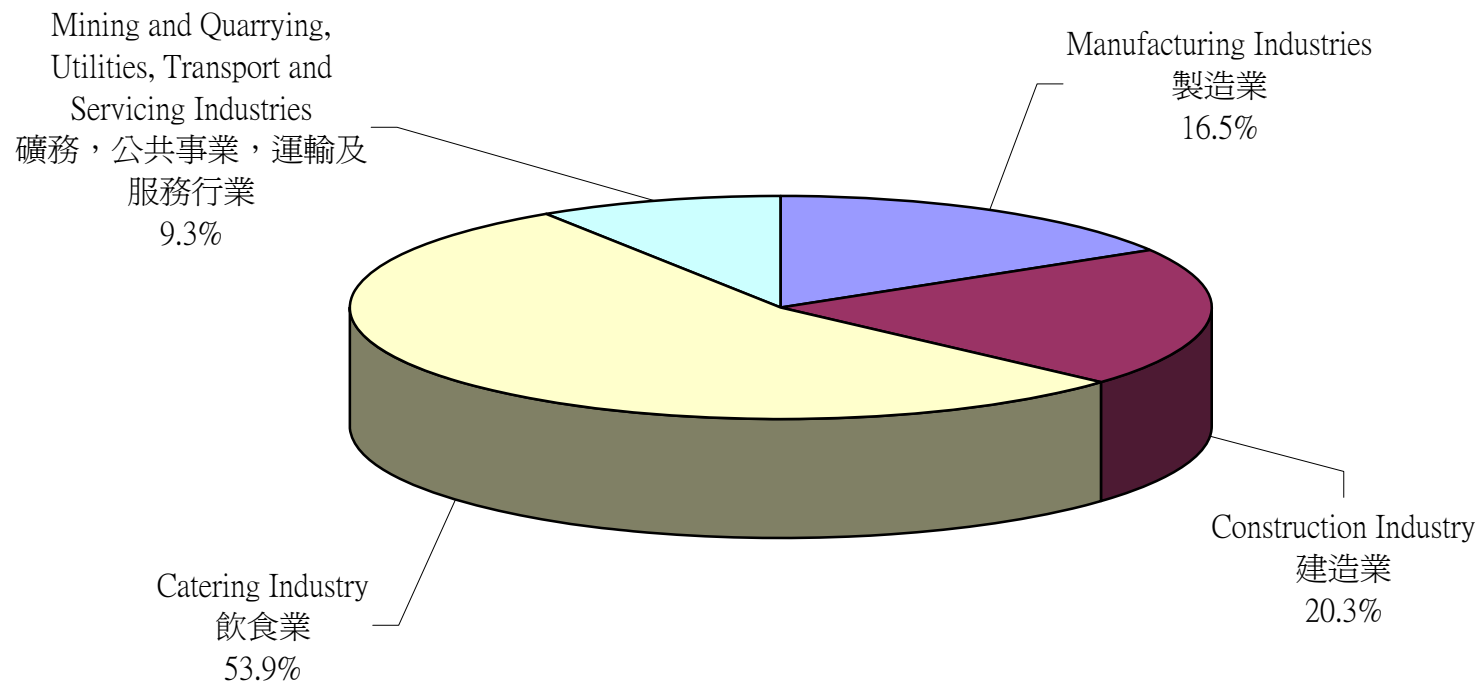
- Industrial accidents refer to injuries and deaths arising from industrial activities in industrial undertakings as defined under the Factories and Industrial Undertakings Ordinance. Since 1.1.1998, Labour Department has used the date of occurrence of an injury as the basis for computing work injury statistics instead of the date of reporting in order to reflect more accurately the number of work injuries occurring in the year.
- Figures in brackets denote the number of fatalities.
- The above accident figures are recorded as at 31 March 2009.

註釋:

- 工業意外是指在《工廠及工業經營條例》所界定的工業經營內發生的受傷或死亡意外，而這些意外是因工業活動而引致的。由1998年1月1日開始，勞工處採用個案發生日期替代個案呈報日期作為編算工作傷亡統計數據的基礎，以便更準確地反映所述時段內發生的工傷個案。
- 括號內的數字顯示死亡人數。
- 上列意外數字為截至2009年3月31日所記錄的數字。



二零零八年所有工業經營之工業意外個案以行業分析  
**Industrial Accidents in All Industrial Undertakings in 2008 -analysed by Industry**



- Manufacturing Industries 製造業
- Construction Industry 建造業
- Catering Industry 飲食業
- Mining and Quarrying, Utilities, Transport and Servicing Industries 礦務，公共事業，運輸及服務行業



**Industrial Accidents in All Industrial Undertakings  
in 2008**

**- analysed by Type of Accident -**

**二零零八年所有工業經營之工業意外個案以意外類別分析**

Type of Accident 意外類別	2007 二零零七年	2008 二零零八年
Trapped in or between objects 受困於物件之內或物件之間	273 (3)	307
Injured whilst lifting or carrying 提舉或搬運物件時受傷	2 887	2 768
Slip, trip or fall on same level 滑倒、絆倒或在同一高度跌倒	2 410	2 414
Fall of person from height 人體從高處墮下	567 (10)	566 (9)
Striking against fixed or stationary object 與固定或不動的物件碰撞	1 662	1 442
Striking against or struck by moving object 被移動物件或與移動物件碰撞	1 728 (2)	1 505 (5)
Stepping on object 踏在物件上	86	70
Exposure to or contact with harmful substance 暴露於有害物質中或接觸有害物質	120	118
Contact with electricity or electric discharge 觸電或接觸放出的電流	18 (2)	22 (5)
Trapped by collapsing or overturning object 受困於倒塌或翻側的物件	16 (2)	13 (2)
Struck by falling object 遭墮下的物件撞擊	255 (4)	204 (1)
Struck by moving vehicle 遭移動中的車輛撞倒	230 (1)	203
Contact with moving machinery or object being machined 觸及開動中的機器或觸及以機器製造中的物件	678	656
Drowning 遇溺	1 (1)	1 (1)
Exposure to fire 火警燒傷	38	25 (1)
Exposure to explosion 爆炸受傷	7	5
Injured by hand tool 被手工具所傷	2 666	2 467
Injured by fall of ground 泥土傾瀉受傷	1	2
Asphyxiation 窒息	0	3
Contact with hot surface or substance 觸及灼熱表面或物質	2 301	1 969
Injured by animal 被動物所傷	111	71
Injured in workplace violence 於工作場所暴力事件中受傷	0	0
Others 其他類別	62	101
<b>Total 總計</b>	<b>16 117 (25)</b>	<b>14 932 (24)</b>

Notes:

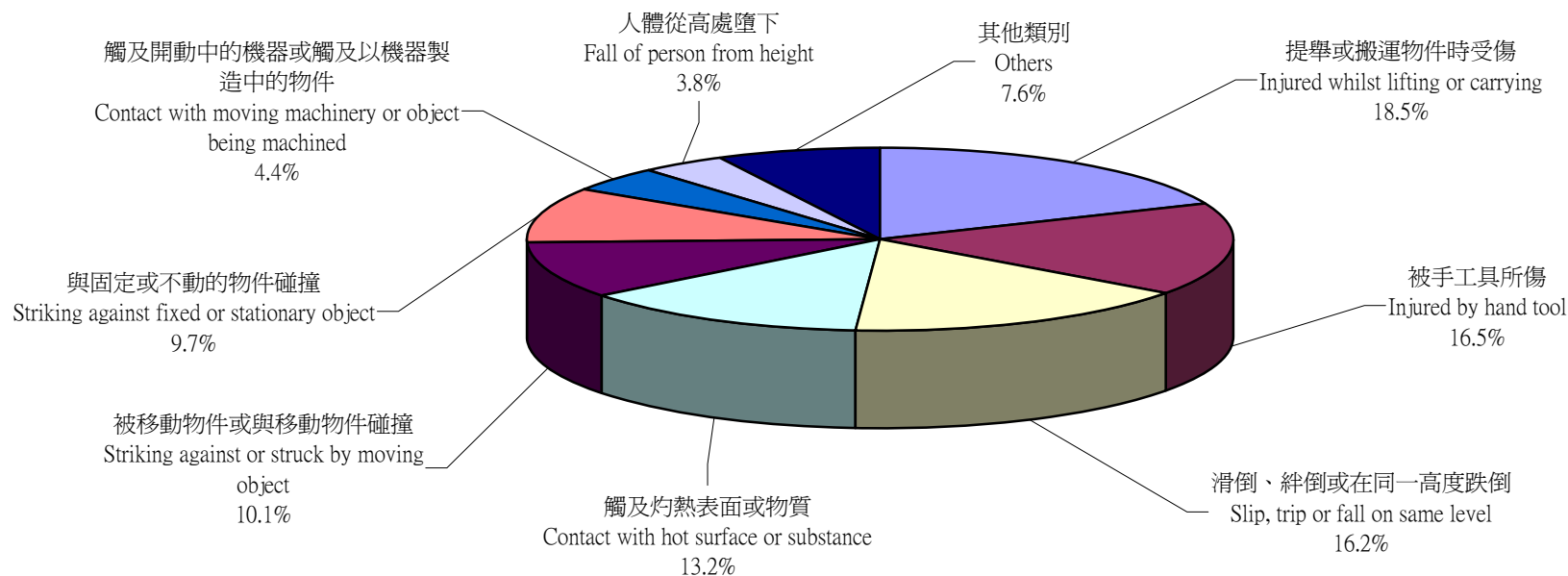
- Industrial accidents refer to injuries and deaths arising from industrial activities in industrial undertakings as defined under the Factories and Industrial Undertakings Ordinance. Since 1.1.1998, Labour Department has used the date of occurrence of an injury as the basis for computing work injury statistics instead of the date of reporting in order to reflect more accurately the number of work injuries occurring in the year.
- Figures in brackets denote the number of fatalities.
- The above accident figures are recorded as at 31 March 2009.

註釋:

- 工業意外是指在《工廠及工業經營條例》所界定的工業經營內發生的受傷或死亡意外，而這些意外是因工業活動而引致的。由1998年1月1日開始，勞工處採用個案發生日期替代個案呈報日期作為編算工作傷亡統計數據的基礎，以便更準確地反映所述時段內發生的工傷個案。
- 括號內的數字顯示死亡人數。
- 上列意外數字為截至2009年3月31日所記錄的數字。



### 二零零八年所有工業經營之工業意外個案以意外類別分析 **Industrial Accidents in All Industrial Undertakings in 2008 - analysed by Type of Accident**



- Injured whilst lifting or carrying 提舉或搬運物件時受傷
- Injured by hand tool 被手工具所傷
- Slip, trip or fall on same level 滑倒、絆倒或在同一高度跌倒
- Contact with hot surface or substance 觸及灼熱表面或物質
- Striking against or struck by moving object 被移動物件或與移動物件碰撞
- Striking against fixed or stationary object 與固定或不動的物件碰撞
- Contact with moving machinery or object being machined 觸及開動中的機器或觸及以機器製造中的物件
- Fall of person from height 人體從高處墮下
- Others 其他類別





**Industrial Accidents in Manufacturing Industry  
in 2008  
- analysed by Type of Accident -**

**二零零八年製造業之工業意外個案以意外類別分析**

Type of Accident 意外類別	2007 二零零七年	2008 二零零八年
Trapped in or between objects 受困於物件之內或物件之間	70 (1)	92
Injured whilst lifting or carrying 提舉或搬運物件時受傷	670	600
Slip, trip or fall on same level 滑倒、絆倒或在同一高度跌倒	375	377
Fall of person from height 人體從高處墮下	61	65 (1)
Striking against fixed or stationary object 與固定或不動的物件碰撞	318	285
Striking against or struck by moving object 被移動物件或與移動物件碰撞	314 (1)	301
Stepping on object 踏在物件上	30	20
Exposure to or contact with harmful substance 暴露於有害物質中或接觸有害物質	29	31
Contact with electricity or electric discharge 觸電或接觸放出的電流	2 (1)	1
Trapped by collapsing or overturning object 受困於倒塌或翻側的物件	1	1
Struck by falling object 遭墮下的物件撞擊	62	32
Struck by moving vehicle 遭移動中的車輛撞倒	87	79
Contact with moving machinery or object being machined 觸及開動中的機器或觸及以機器製造中的物件	322	280
Drowning 遇溺	0	0
Exposure to fire 火警燒傷	4	4 (1)
Exposure to explosion 爆炸受傷	1	2
Injured by hand tool 被手工具所傷	243	168
Injured by fall of ground 泥土傾瀉受傷	0	0
Asphyxiation 窒息	0	0
Contact with hot surface or substance 觸及灼熱表面或物質	128	116
Injured by animal 被動物所傷	2	0
Injured in workplace violence 於工作場所暴力事件中受傷	0	0
Others 其他類別	16	13
<b>Total 總計</b>	<b>2 735 (3)</b>	<b>2 467 (2)</b>

Notes:

- Industrial accidents refer to injuries and deaths arising from industrial activities in industrial undertakings as defined under the Factories and Industrial Undertakings Ordinance. Since 1.1.1998, Labour Department has used the date of occurrence of an injury as the basis for computing work injury statistics instead of the date of reporting in order to reflect more accurately the number of work injuries occurring in the year.
- Figures in brackets denote the number of fatalities.
- The above accident figures are recorded as at 31 March 2009.

註釋:

- 工業意外是指在《工廠及工業經營條例》所界定的工業經營內發生的受傷或死亡意外，而這些意外是因工業活動而引致的。由1998年1月1日開始，勞工處採用個案發生日期替代個案呈報日期作為編算工作傷亡統計數據的基礎，以便更準確地反映所述時段內發生的工傷個案。
- 括號內的數字顯示死亡人數。
- 上列意外數字為截至2009年3月31日所記錄的數字。



**Industrial Accidents in Textile Industry  
in 2008  
- analysed by Type of Accident -**

**二零零八年紡織業之工業意外個案以意外類別分析**

Type of Accident 意外類別	2007 二零零七年	2008 二零零八年
Trapped in or between objects 受困於物件之內或物件之間	6	6
Injured whilst lifting or carrying 提舉或搬運物件時受傷	63	48
Slip, trip or fall on same level 滑倒、絆倒或在同一高度跌倒	34	25
Fall of person from height 人體從高處墮下	8	5
Striking against fixed or stationary object 與固定或不動的物件碰撞	33	17
Striking against or struck by moving object 被移動物件或與移動物件碰撞	30	26
Stepping on object 踏在物件上	3	0
Exposure to or contact with harmful substance 暴露於有害物質中或接觸有害物質	4	3
Contact with electricity or electric discharge 觸電或接觸放出的電流	0	0
Trapped by collapsing or overturning object 受困於倒塌或翻側的物件	0	0
Struck by falling object 遭墮下的物件撞擊	7	2
Struck by moving vehicle 遭移動中的車輛撞倒	9	8
Contact with moving machinery or object being machined 觸及開動中的機器或觸及以機器製造中的物件	54	25
Drowning 遇溺	0	0
Exposure to fire 火警燒傷	0	0
Exposure to explosion 爆炸受傷	0	0
Injured by hand tool 被手工具所傷	23	15
Injured by fall of ground 泥土傾瀉受傷	0	0
Asphyxiation 窒息	0	0
Contact with hot surface or substance 觸及灼熱表面或物質	5	5
Injured by animal 被動物所傷	0	0
Injured in workplace violence 於工作場所暴力事件中受傷	0	0
Others 其他類別	2	1
Total 總計	281	186

Notes:

- Industrial accidents refer to injuries and deaths arising from industrial activities in industrial undertakings as defined under the Factories and Industrial Undertakings Ordinance. Since 1.1.1998, Labour Department has used the date of occurrence of an injury as the basis for computing work injury statistics instead of the date of reporting in order to reflect more accurately the number of work injuries occurring in the year.
- Figures in brackets denote the number of fatalities.
- The above accident figures are recorded as at 31 March 2009.

註釋:

- 工業意外是指在《工廠及工業經營條例》所界定的工業經營內發生的受傷或死亡意外，而這些意外是因工業活動而引致的。由1998年1月1日開始，勞工處採用個案發生日期替代個案呈報日期作為編算工作傷亡統計數據的基礎，以便更準確地反映所述時段內發生的工傷個案。
- 括號內的數字顯示死亡人數。
- 上列意外數字為截至2009年3月31日所記錄的數字。



**Industrial Accidents in Wearing Apparel Industry  
in 2008  
- analysed by Type of Accident -**

**二零零八年衣著行業之工業意外個案以意外類別分析**

Type of Accident 意外類別	2007 二零零七年	2008 二零零八年
Trapped in or between objects 受困於物件之內或物件之間	1	1
Injured whilst lifting or carrying 提舉或搬運物件時受傷	12	16
Slip, trip or fall on same level 滑倒、絆倒或在同一高度跌倒	8	9
Fall of person from height 人體從高處墮下	2	2
Striking against fixed or stationary object 與固定或不動的物件碰撞	7	4
Striking against or struck by moving object 被移動物件或與移動物件碰撞	4	4
Stepping on object 踏在物件上	0	0
Exposure to or contact with harmful substance 暴露於有害物質中或接觸有害物質	0	0
Contact with electricity or electric discharge 觸電或接觸放出的電流	0	0
Trapped by collapsing or overturning object 受困於倒塌或翻側的物件	0	0
Struck by falling object 遭墮下的物件撞擊	0	1
Struck by moving vehicle 遭移動中的車輛撞倒	2	2
Contact with moving machinery or object being machined 觸及開動中的機器或觸及以機器製造中的物件	9	18
Drowning 遇溺	0	0
Exposure to fire 火警燒傷	0	0
Exposure to explosion 爆炸受傷	0	0
Injured by hand tool 被手工具所傷	7	4
Injured by fall of ground 泥土傾瀉受傷	0	0
Asphyxiation 窒息	0	0
Contact with hot surface or substance 觸及灼熱表面或物質	1	1
Injured by animal 被動物所傷	0	0
Injured in workplace violence 於工作場所暴力事件中受傷	0	0
Others 其他類別	2	0
Total 總計	55	62

Notes:

- Industrial accidents refer to injuries and deaths arising from industrial activities in industrial undertakings as defined under the Factories and Industrial Undertakings Ordinance. Since 1.1.1998, Labour Department has used the date of occurrence of an injury as the basis for computing work injury statistics instead of the date of reporting in order to reflect more accurately the number of work injuries occurring in the year.
- Figures in brackets denote the number of fatalities.
- The above accident figures are recorded as at 31 March 2009.

註釋:

- 工業意外是指在《工廠及工業經營條例》所界定的工業經營內發生的受傷或死亡意外，而這些意外是因工業活動而引致的。由1998年1月1日開始，勞工處採用個案發生日期替代個案呈報日期作為編算工作傷亡統計數據的基礎，以便更準確地反映所述時段內發生的工傷個案。
- 括號內的數字顯示死亡人數。
- 上列意外數字為截至2009年3月31日所記錄的數字。



**Industrial Accidents in Electronics Industry  
in 2008**

**- analysed by Type of Accident -**

**二零零八年電子業之工業意外個案以意外類別分析**

Type of Accident 意外類別	2007 二零零七年	2008 二零零八年
Trapped in or between objects 受困於物件之內或物件之間	1	6
Injured whilst lifting or carrying 提舉或搬運物件時受傷	48	38
Slip, trip or fall on same level 滑倒、絆倒或在同一高度跌倒	15	14
Fall of person from height 人體從高處墮下	4	2
Striking against fixed or stationary object 與固定或不動的物件碰撞	13	10
Striking against or struck by moving object 被移動物件或與移動物件碰撞	14	11
Stepping on object 踏在物件上	3	0
Exposure to or contact with harmful substance 暴露於有害物質中或接觸有害物質	4	9
Contact with electricity or electric discharge 觸電或接觸放出的電流	0	0
Trapped by collapsing or overturning object 受困於倒塌或翻側的物件	0	0
Struck by falling object 遭墮下的物件撞擊	3	0
Struck by moving vehicle 遭移動中的車輛撞倒	0	5
Contact with moving machinery or object being machined 觸及開動中的機器或觸及以機器製造中的物件	20	15
Drowning 遇溺	0	0
Exposure to fire 火警燒傷	0	0
Exposure to explosion 爆炸受傷	0	0
Injured by hand tool 被手工具所傷	7	3
Injured by fall of ground 泥土傾瀉受傷	0	0
Asphyxiation 窒息	0	0
Contact with hot surface or substance 觸及灼熱表面或物質	2	3
Injured by animal 被動物所傷	0	0
Injured in workplace violence 於工作場所暴力事件中受傷	0	0
Others 其他類別	2	0
<b>Total</b> 總計	<b>136</b>	<b>116</b>

Notes:

- Industrial accidents refer to injuries and deaths arising from industrial activities in industrial undertakings as defined under the Factories and Industrial Undertakings Ordinance. Since 1.1.1998, Labour Department has used the date of occurrence of an injury as the basis for computing work injury statistics instead of the date of reporting in order to reflect more accurately the number of work injuries occurring in the year.
- Figures in brackets denote the number of fatalities.
- The above accident figures are recorded as at 31 March 2009.

註釋:

- 工業意外是指在《工廠及工業經營條例》所界定的工業經營內發生的受傷或死亡意外，而這些意外是因工業活動而引致的。由1998年1月1日開始，勞工處採用個案發生日期替代個案呈報日期作為編算工作傷亡統計數據的基礎，以便更準確地反映所述時段內發生的工傷個案。
- 括號內的數字顯示死亡人數。
- 上列意外數字為截至2009年3月31日所記錄的數字。



**Industrial Accidents in Metal Products Industry  
in 2008  
- analysed by Type of Accident -**

**二零零八年五金製品業之工業意外個案以意外類別分析**

Type of Accident 意外類別	2007 二零零七年	2008 二零零八年
Trapped in or between objects 受困於物件之內或物件之間	3	2
Injured whilst lifting or carrying 提舉或搬運物件時受傷	41	17
Slip, trip or fall on same level 滑倒、絆倒或在同一高度跌倒	19	8
Fall of person from height 人體從高處墮下	1	1
Striking against fixed or stationary object 與固定或不動的物件碰撞	16	14
Striking against or struck by moving object 被移動物件或與移動物件碰撞	21 (1)	14
Stepping on object 踏在物件上	0	1
Exposure to or contact with harmful substance 暴露於有害物質中或接觸有害物質	2	2
Contact with electricity or electric discharge 觸電或接觸放出的電流	1 (1)	0
Trapped by collapsing or overturning object 受困於倒塌或翻側的物件	0	0
Struck by falling object 遭墮下的物件撞擊	4	1
Struck by moving vehicle 遭移動中的車輛撞倒	1	1
Contact with moving machinery or object being machined 觸及開動中的機器或觸及以機器製造中的物件	10	9
Drowning 遇溺	0	0
Exposure to fire 火警燒傷	0	0
Exposure to explosion 爆炸受傷	0	0
Injured by hand tool 被手工具所傷	9	6
Injured by fall of ground 泥土傾瀉受傷	0	0
Asphyxiation 窒息	0	0
Contact with hot surface or substance 觸及灼熱表面或物質	4	0
Injured by animal 被動物所傷	0	0
Injured in workplace violence 於工作場所暴力事件中受傷	0	0
Others 其他類別	2	2
Total 總計	134 (2)	78

Notes:

- Industrial accidents refer to injuries and deaths arising from industrial activities in industrial undertakings as defined under the Factories and Industrial Undertakings Ordinance. Since 1.1.1998, Labour Department has used the date of occurrence of an injury as the basis for computing work injury statistics instead of the date of reporting in order to reflect more accurately the number of work injuries occurring in the year.
- Figures in brackets denote the number of fatalities.
- The above accident figures are recorded as at 31 March 2009.

註釋:

- 工業意外是指在《工廠及工業經營條例》所界定的工業經營內發生的受傷或死亡意外，而這些意外是因工業活動而引致的。由1998年1月1日開始，勞工處採用個案發生日期替代個案呈報日期作為編算工作傷亡統計數據的基礎，以便更準確地反映所述時段內發生的工傷個案。
- 括號內的數字顯示死亡人數。
- 上列意外數字為截至2009年3月31日所記錄的數字。



**Industrial Accidents in Plastics Industry  
in 2008  
- analysed by Type of Accident -**

**二零零八年塑膠業之工業意外個案以意外類別分析**

Type of Accident 意外類別	2007 二零零七年	2008 二零零八年
Trapped in or between objects 受困於物件之內或物件之間	2	1
Injured whilst lifting or carrying 提舉或搬運物件時受傷	9	6
Slip, trip or fall on same level 滑倒、絆倒或在同一高度跌倒	2	4
Fall of person from height 人體從高處墮下	0	3
Striking against fixed or stationary object 與固定或不動的物件碰撞	6	4
Striking against or struck by moving object 被移動物件或與移動物件碰撞	10	9
Stepping on object 踏在物件上	1	0
Exposure to or contact with harmful substance 暴露於有害物質中或接觸有害物質	0	2
Contact with electricity or electric discharge 觸電或接觸放出的電流	0	0
Trapped by collapsing or overturning object 受困於倒塌或翻側的物件	0	0
Struck by falling object 遭墮下的物件撞擊	1	1
Struck by moving vehicle 遭移動中的車輛撞倒	2	4
Contact with moving machinery or object being machined 觸及開動中的機器或觸及以機器製造中的物件	10	17
Drowning 遇溺	0	0
Exposure to fire 火警燒傷	0	0
Exposure to explosion 爆炸受傷	0	0
Injured by hand tool 被手工具所傷	5	3
Injured by fall of ground 泥土傾瀉受傷	0	0
Asphyxiation 窒息	0	0
Contact with hot surface or substance 觸及灼熱表面或物質	4	2
Injured by animal 被動物所傷	0	0
Injured in workplace violence 於工作場所暴力事件中受傷	0	0
Others 其他類別	0	2
Total 總計	52	58

Notes:

- Industrial accidents refer to injuries and deaths arising from industrial activities in industrial undertakings as defined under the Factories and Industrial Undertakings Ordinance. Since 1.1.1998, Labour Department has used the date of occurrence of an injury as the basis for computing work injury statistics instead of the date of reporting in order to reflect more accurately the number of work injuries occurring in the year.
- Figures in brackets denote the number of fatalities.
- The above accident figures are recorded as at 31 March 2009.

註釋:

- 工業意外是指在《工廠及工業經營條例》所界定的工業經營內發生的受傷或死亡意外，而這些意外是因工業活動而引致的。由1998年1月1日開始，勞工處採用個案發生日期替代個案呈報日期作為編算工作傷亡統計數據的基礎，以便更準確地反映所述時段內發生的工傷個案。
- 括號內的數字顯示死亡人數。
- 上列意外數字為截至2009年3月31日所記錄的數字。



**Industrial Accidents in Shipbuilding and Shiprepairing Industry  
in 2008  
- analysed by Type of Accident -**

**二零零八年造船及修船業之工業意外個案以意外類別分析**

Type of Accident 意外類別	2007 二零零七年	2008 二零零八年
Trapped in or between objects 受困於物件之內或物件之間	0	1
Injured whilst lifting or carrying 提舉或搬運物件時受傷	15	5
Slip, trip or fall on same level 滑倒、絆倒或在同一高度跌倒	8	16
Fall of person from height 人體從高處墮下	3	5
Striking against fixed or stationary object 與固定或不動的物件碰撞	15	15
Striking against or struck by moving object 被移動物件或與移動物件碰撞	20	19
Stepping on object 踏在物件上	1	1
Exposure to or contact with harmful substance 暴露於有害物質中或接觸有害物質	0	0
Contact with electricity or electric discharge 觸電或接觸放出的電流	0	0
Trapped by collapsing or overturning object 受困於倒塌或翻側的物件	0	0
Struck by falling object 遭墮下的物件撞擊	4	3
Struck by moving vehicle 遭移動中的車輛撞倒	0	1
Contact with moving machinery or object being machined 觸及開動中的機器或觸及以機器製造中的物件	6	6
Drowning 遇溺	0	0
Exposure to fire 火警燒傷	1	0
Exposure to explosion 爆炸受傷	0	0
Injured by hand tool 被手工具所傷	5	5
Injured by fall of ground 泥土傾瀉受傷	0	0
Asphyxiation 窒息	0	0
Contact with hot surface or substance 觸及灼熱表面或物質	1	1
Injured by animal 被動物所傷	0	0
Injured in workplace violence 於工作場所暴力事件中受傷	0	0
Others 其他類別	0	0
<b>Total</b> 總計	<b>79</b>	<b>78</b>

Notes:

- Industrial accidents refer to injuries and deaths arising from industrial activities in industrial undertakings as defined under the Factories and Industrial Undertakings Ordinance. Since 1.1.1998, Labour Department has used the date of occurrence of an injury as the basis for computing work injury statistics instead of the date of reporting in order to reflect more accurately the number of work injuries occurring in the year.
- Figures in brackets denote the number of fatalities.
- The above accident figures are recorded as at 31 March 2009.

註釋:

- 工業意外是指在《工廠及工業經營條例》所界定的工業經營內發生的受傷或死亡意外，而這些意外是因工業活動而引致的。由1998年1月1日開始，勞工處採用個案發生日期替代個案呈報日期作為編算工作傷亡統計數據的基礎，以便更準確地反映所述時段內發生的工傷個案。
- 括號內的數字顯示死亡人數。
- 上列意外數字為截至2009年3月31日所記錄的數字。



**Industrial Accidents in Printing Industry  
in 2008**  
**- analysed by Type of Accident -**

**二零零八年印刷業之工業意外個案以意外類別分析**

Type of Accident 意外類別	2007 二零零七年	2008 二零零八年
Trapped in or between objects 受困於物件之內或物件之間	8	7
Injured whilst lifting or carrying 提舉或搬運物件時受傷	66	64
Slip, trip or fall on same level 滑倒、絆倒或在同一高度跌倒	27	30
Fall of person from height 人體從高處墮下	5	5
Striking against fixed or stationary object 與固定或不動的物件碰撞	29	35
Striking against or struck by moving object 被移動物件或與移動物件碰撞	20	26
Stepping on object 踏在物件上	4	0
Exposure to or contact with harmful substance 暴露於有害物質中或接觸有害物質	5	1
Contact with electricity or electric discharge 觸電或接觸放出的電流	0	0
Trapped by collapsing or overturning object 受困於倒塌或翻側的物件	0	0
Struck by falling object 遭墮下的物件撞擊	1	0
Struck by moving vehicle 遭移動中的車輛撞倒	8	5
Contact with moving machinery or object being machined 觸及開動中的機器或觸及以機器製造中的物件	65	55
Drowning 遇溺	0	0
Exposure to fire 火警燒傷	0	2 (1)
Exposure to explosion 爆炸受傷	0	0
Injured by hand tool 被手工具所傷	29	17
Injured by fall of ground 泥土傾瀉受傷	0	0
Asphyxiation 窒息	0	0
Contact with hot surface or substance 觸及灼熱表面或物質	1	2
Injured by animal 被動物所傷	0	0
Injured in workplace violence 於工作場所暴力事件中受傷	0	0
Others 其他類別	0	2
<b>Total</b> 總計	<b>268</b>	<b>251 (1)</b>

Notes:

- Industrial accidents refer to injuries and deaths arising from industrial activities in industrial undertakings as defined under the Factories and Industrial Undertakings Ordinance. Since 1.1.1998, Labour Department has used the date of occurrence of an injury as the basis for computing work injury statistics instead of the date of reporting in order to reflect more accurately the number of work injuries occurring in the year.
- Figures in brackets denote the number of fatalities.
- The above accident figures are recorded as at 31 March 2009.

註釋:

- 工業意外是指在《工廠及工業經營條例》所界定的工業經營內發生的受傷或死亡意外，而這些意外是因工業活動而引致的。由1998年1月1日開始，勞工處採用個案發生日期替代個案呈報日期作為編算工作傷亡統計數據的基礎，以便更準確地反映所述時段內發生的工傷個案。
- 括號內的數字顯示死亡人數。
- 上列意外數字為截至2009年3月31日所記錄的數字。





**Industrial Accidents in Construction Industry  
in 2008**

**- analysed by Type of Accident -**

**二零零八年建造業之工業意外個案以意外類別分析**

Type of Accident 意外類別	2007 二零零七年	2008 二零零八年
Trapped in or between objects 受困於物件之內或物件之間	65 (2)	67
Injured whilst lifting or carrying 提舉或搬運物件時受傷	587	592
Slip, trip or fall on same level 滑倒、絆倒或在同一高度跌倒	507	576
Fall of person from height 人體從高處墮下	360 (9)	388 (8)
Striking against fixed or stationary object 與固定或不動的物件碰撞	318	281
Striking against or struck by moving object 被移動物件或與移動物件碰撞	584	517 (4)
Stepping on object 踏在物件上	32	22
Exposure to or contact with harmful substance 暴露於有害物質中或接觸有害物質	20	24
Contact with electricity or electric discharge 觸電或接觸放出的電流	10 (1)	19 (5)
Trapped by collapsing or overturning object 受困於倒塌或翻側的物件	13 (2)	10 (2)
Struck by falling object 遭墮下的物件撞擊	114 (3)	101 (1)
Struck by moving vehicle 遭移動中的車輛撞倒	31 (1)	25
Contact with moving machinery or object being machined 觸及開動中的機器或觸及以機器製造中的物件	197	246
Drowning 遇溺	1 (1)	0
Exposure to fire 火警燒傷	12	11
Exposure to explosion 爆炸受傷	2	1
Injured by hand tool 被手工具所傷	155	97
Injured by fall of ground 泥土傾瀉受傷	1	2
Asphyxiation 窒息	0	3
Contact with hot surface or substance 觸及灼熱表面或物質	17	22
Injured by animal 被動物所傷	1	0
Injured in workplace violence 於工作場所暴力事件中受傷	0	0
Others 其他類別	15	29
<b>Total 總計</b>	<b>3 042 (19)</b>	<b>3 033 (20)</b>

Notes:

- Industrial accidents refer to injuries and deaths arising from industrial activities in industrial undertakings as defined under the Factories and Industrial Undertakings Ordinance. Since 1.1.1998, Labour Department has used the date of occurrence of an injury as the basis for computing work injury statistics instead of the date of reporting in order to reflect more accurately the number of work injuries occurring in the year.
- Figures in brackets denote the number of fatalities.
- The above accident figures are recorded as at 31 March 2009.

註釋:

- 工業意外是指在《工廠及工業經營條例》所界定的工業經營內發生的受傷或死亡意外，而這些意外是因工業活動而引致的。由1998年1月1日開始，勞工處採用個案發生日期替代個案呈報日期作為編算工作傷亡統計數據的基礎，以便更準確地反映所述時段內發生的工傷個案。
- 括號內的數字顯示死亡人數。
- 上列意外數字為截至2009年3月31日所記錄的數字。



**Industrial Accidents in Catering Industry  
in 2008  
- analysed by Type of Accident -**

**二零零八年飲食業之工業意外個案以意外類別分析**

Type of Accident 意外類別		2007 二零零七年	2008 二零零八年
Trapped in or between objects	受困於物件之內或物件之間	91	88
Injured whilst lifting or carrying	提舉或搬運物件時受傷	1 170	1 155
Slip, trip or fall on same level	滑倒、絆倒或在同一高度跌倒	1 346	1 261
Fall of person from height	人體從高處墮下	46	54
Striking against fixed or stationary object	與固定或不動的物件碰撞	864	751
Striking against or struck by moving object	被移動物件或與移動物件碰撞	559	407
Stepping on object	踏在物件上	15	12
Exposure to or contact with harmful substance	暴露於有害物質中或接觸有害物質	67	57
Contact with electricity or electric discharge	觸電或接觸放出的電流	5	1
Trapped by collapsing or overturning object	受困於倒塌或翻側的物件	2	0
Struck by falling object	遭墮下的物件撞擊	35	44
Struck by moving vehicle	遭移動中的車輛撞倒	41	35
Contact with moving machinery or object being machined	觸及開動中的機器或觸及以機器製造中的物件	127	100
Drowning	遇溺	0	0
Exposure to fire	火警燒傷	18	7
Exposure to explosion	爆炸受傷	3	0
Injured by hand tool	被手工具所傷	2 219	2 151
Injured by fall of ground	泥土傾瀉受傷	0	0
Asphyxiation	窒息	0	0
Contact with hot surface or substance	觸及灼熱表面或物質	2 134	1 814
Injured by animal	被動物所傷	108	71
Injured in workplace violence	於工作場所暴力事件中受傷	0	0
Others	其他類別	26	41
<b>Total</b>	<b>總計</b>	<b>8 876</b>	<b>8 049</b>

Notes:

1. Industrial accidents refer to injuries and deaths arising from industrial activities in industrial undertakings as defined under the Factories and Industrial Undertakings Ordinance. Since 1.1.1998, Labour Department has used the date of occurrence of an injury as the basis for computing work injury statistics instead of the date of reporting in order to reflect more accurately the number of work injuries occurring in the year.
2. Figures in brackets denote the number of fatalities.
3. The above accident figures are recorded as at 31 March 2009.

註釋:

1. 工業意外是指在《工廠及工業經營條例》所界定的工業經營內發生的受傷或死亡意外，而這些意外是因工業活動而引致的。由1998年1月1日開始，勞工處採用個案發生日期替代個案呈報日期作為編算工作傷亡統計數據的基礎，以便更準確地反映所述時段內發生的工傷個案。
2. 括號內的數字顯示死亡人數。
3. 上列意外數字為截至2009年3月31日所記錄的數字。



## Statistics of Confirmed Occupational Diseases (excluding Silicosis, Asbestosis, Mesothelioma, Occupational Deafness and Gas Poisoning) by Industry in 2008

二零零八年各行業中經證實為職業病的個案數字統計(矽肺病、石棉沉着病、間皮瘤、職業性失聰及氣體中毒除外)

Industries 行業	Occupational Disease Codes (2007)						Occupational Disease Codes (2008)					
	職業病譯碼(二零零七年)						職業病譯碼(二零零八年)					
	8	14	16	40	48	Total 總數	8	14	16	40	48	Total 總數
Agriculture and Fishing 農業及捕魚業	0	0	0	0	0	0	0	0	0	0	0	0
Mining and Quarrying 採礦及採石業	0	0	0	0	0	0	0	0	0	0	0	0
Manufacturing 製造業	2	0	0	1	0	3	3	0	0	1	0	4
Electricity and Gas 電力及燃氣業	0	0	0	0	0	0	0	0	0	0	0	0
Construction Sites 建築地盤	1	0	0	3	0	4	2	0	0	0	0	2
Wholesales, Retail and Import/Export Trades, Restaurants & Hotels 批發、零售、進出口貿易、飲食及酒店	10	0	1	1	1	13	12	0	2	0	0	14
Transport, Storage and Communications 運輸、倉庫及通訊業	2	0	0	0	0	2	1	0	1	0	0	2
Financing, Insurance, Real Estate and Business Services 金融、保險、地產及商用服務業	7	0	0	0	0	7	2	0	0	0	0	2
Community, Social & Personal Services 社區、社會及個人服務業	13	16	0	2	0	31	20	25	0	2	0	47
Total 總數	35	16	1	7	1	60	40	25	3	3	0	71

Occupational Disease Codes  
8 = Tenosynovitis of Hand or Forearm  
14 = Tuberculosis  
16 = *Streptococcus suis* Infection  
40 = Occupational Dermatitis  
48 = Carpal Tunnel Syndrome

職業病譯碼  
8 = 手部或前臂腱鞘炎  
14 = 結核病  
16 = 豬型鏈球菌感染  
40 = 職業性皮膚炎  
48 = 腕管綜合症

Notes :

- 1) For information on silicosis, asbestosis and mesothelioma, please refer to the Pneumoconiosis Compensation Fund Board.
- 2) For information on occupational deafness, please refer to the Occupational Deafness Compensation Board.
- 3) The distribution of confirmed occupational diseases in 2008 in various industries has been revised in June 2009.

附註：

- 1) 有關矽肺病、石棉沉着病及間皮瘤，請參考肺塵埃沉着病補償基金委員會所發表的資料。
- 2) 有關職業性失聰，請參考職業性失聰補償管理局所發表的資料。
- 3) 二零零八年經證實為職業病的個案在各行業的分佈在二零零九年六月曾作修訂。



## Number of Confirmed Occupational Diseases in 2008

### 二零零八年經證實為職業病的個案數字

Occupational Disease 職業病	2007 二零零七年	2008 二零零八年
Silicosis 矽肺病	67	65
Occupational Deafness 職業性失聰	47	58
Tenosynovitis of Hand or Forearm 手部或前臂腱鞘炎	35	40
Tuberculosis 結核病	16	25
Asbestosis 石棉沉着病	2	5
Gas Poisoning 氣體中毒 <sup>1</sup>	1 ( 1 )	4 ( 4 )
Occupational Dermatitis 職業性皮膚炎	7	3
<i>Streptococcus suis</i> Infection 豬型鏈球菌感染	1	3
Mesothelioma 間皮瘤 <sup>2</sup>	n.a.	1
Carpal Tunnel Syndrome 腕管綜合症	1	0
<b>Total 總數</b>	<b>177</b>	<b>204</b>

Notes :

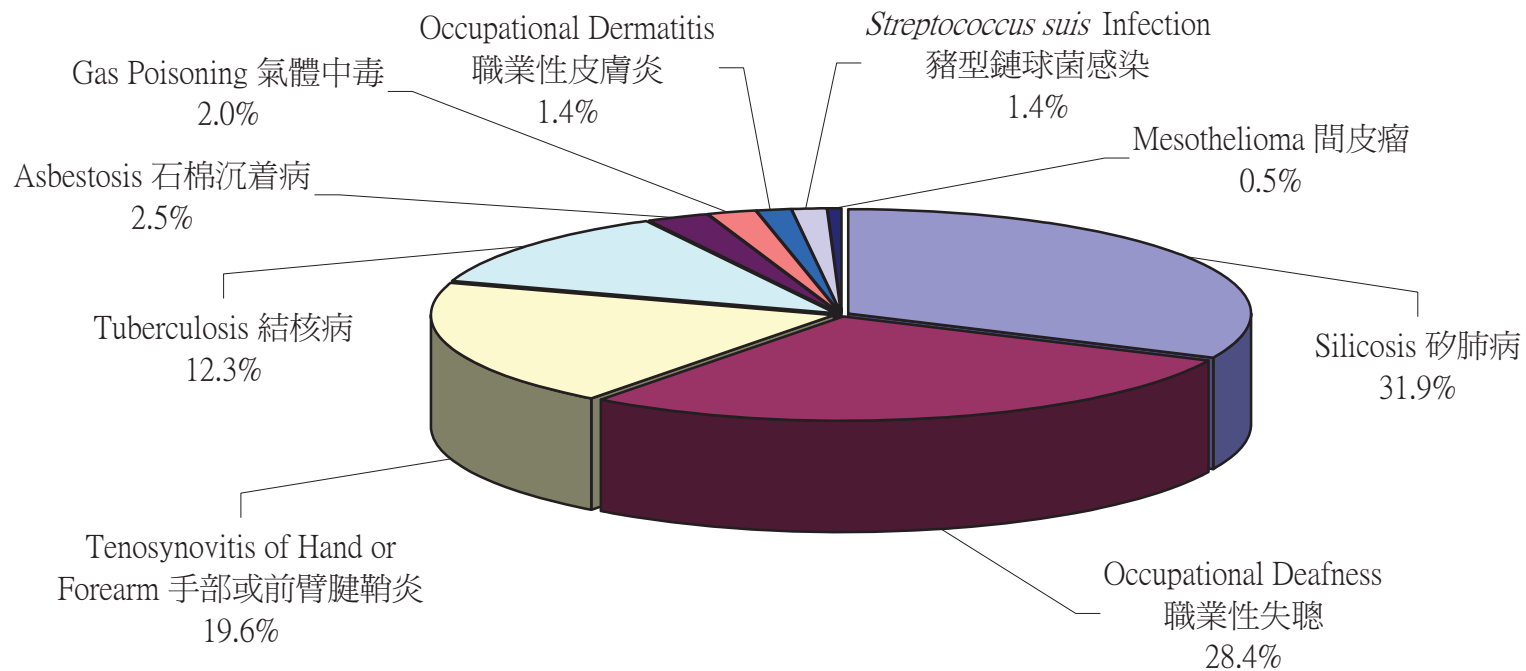
- 1) The figure in bracket denotes the number of incidents.
- 2) Mesothelioma was prescribed for compensation under the Pneumoconiosis and Mesothelioma (Compensation) Ordinance in April 2008.
- 3) "n.a." means not applicable.

附註：

- 1) 括號中的數字為事件次數。
- 2) 間皮瘤已在2008年4月被列入《肺塵埃沉着病及間皮瘤（補償）條例》，並可獲補償。
- 3) "n.a." 是指不適用。



二零零八年經證實為職業病的個案數字  
**Number of Confirmed Occupational Diseases in 2008**



■ Silicosis 矽肺病	■ Occupational Deafness 職業性失聰	■ Tenosynovitis of Hand or Forearm 手部或前臂腱鞘炎
■ Tuberculosis 結核病	■ Asbestosis 石棉沉着病	■ Gas Poisoning 氣體中毒
■ Occupational Dermatitis 職業性皮膚炎	■ <i>Streptococcus suis</i> Infection 豬型鏈球菌感染	■ Mesothelioma 間皮瘤



## Industrial Accidents in Construction Industry (1999 - 2008) 建造業之工業意外數字(1999 - 2008)

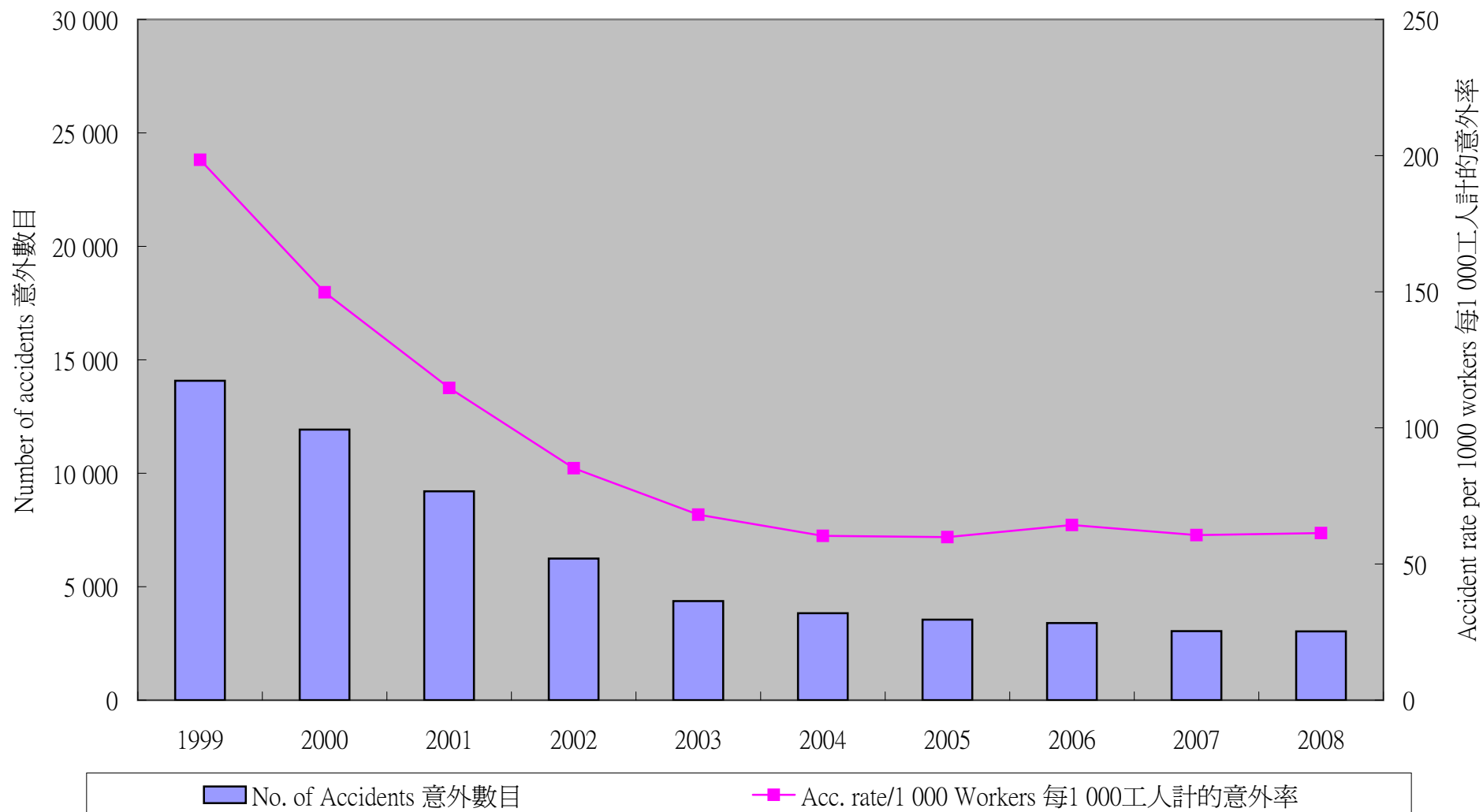
	1999	2000	2001	2002	2003	2004	2005	2006	2007	2008
No. of Accidents 意外數目	14 078	11 925	9 206	6 239	4 367	3 833	3 548	3 400	3 042	3 033
No. of Fatalities 致命意外數目	47	29	28	24	25	17	25	16	19	20
*Total No. of Workers *工人總數	70 941	79 599	80 302	73 223	64 112	63 520	59 266	52 865	50 185	49 422
Acc. rate/1 000 Workers 每1 000工人計的意外率	198.4	149.8	114.6	85.2	68.1	60.3	59.9	64.3	60.6	61.4
Fatality rate/1 000 Workers 每1 000工人計的致命意外率	0.663	0.364	0.349	0.328	0.390	0.268	0.422	0.303	0.379	0.405

\*The total no. of workers only covers manual workers on construction sites.

\*工人總數只包括在建築地盤工作的工人



建造業之工業意外數字(1999 - 2008)  
Industrial Accidents in Construction Industry (1999 - 2008)





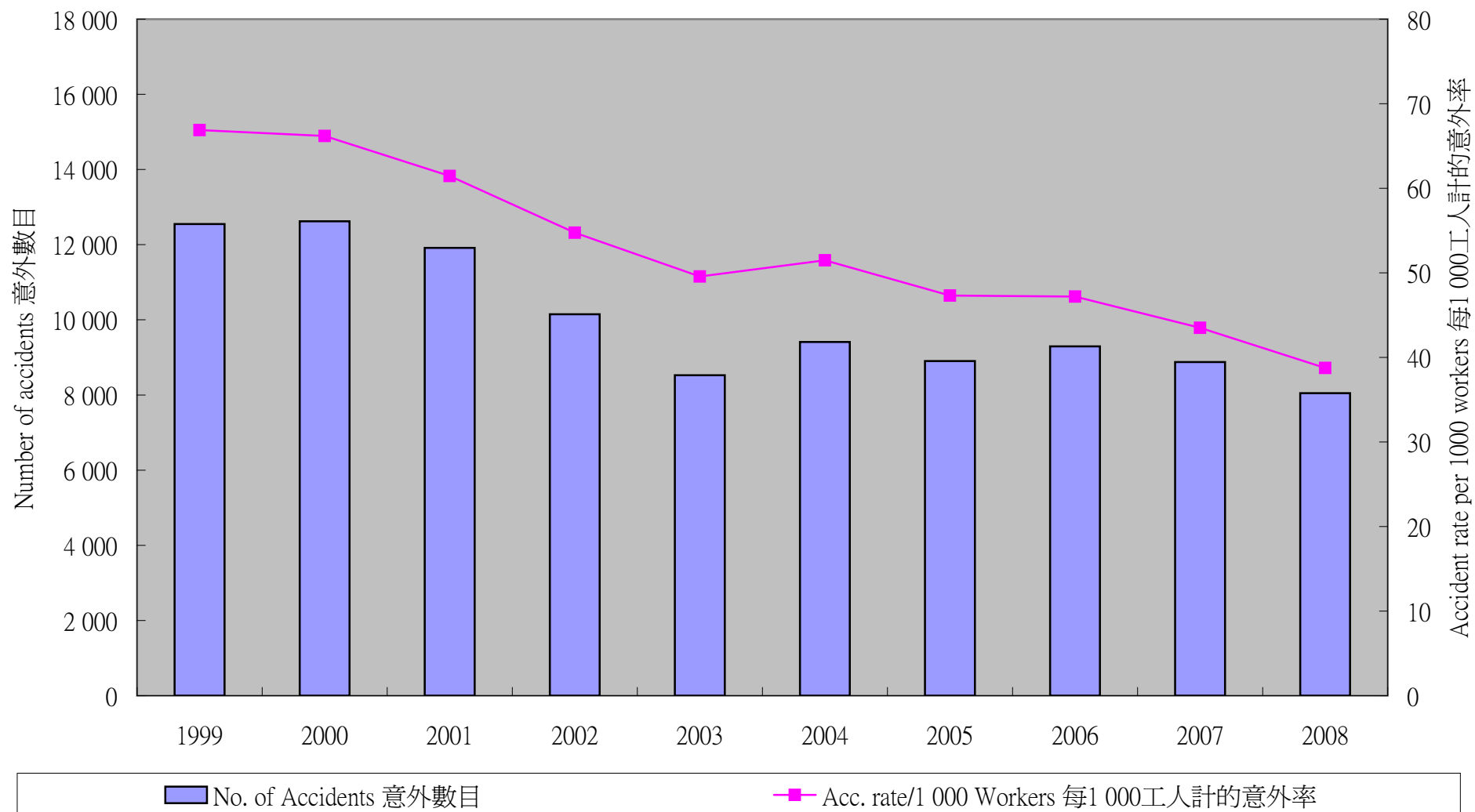
## Industrial Accidents in Catering Industry (1999 - 2008) 飲食業之工業意外數字(1999 - 2008)

	1999	2000	2001	2002	2003	2004	2005	2006	2007	2008
No. of Accidents 意外數目	12 549	12 621	11 914	10 149	8 527	9 410	8 902	9 294	8 876	8 049
No. of Fatalities 致命意外數目	0	2	0	0	0	0	0	0	0	0
Total No. of Workers 工人總數	187 614	190 685	193 881	185 395	171 999	182 791	188 157	196 935	204 020	207 735
Acc. rate/1 000 Workers 每1 000工人計的意外率	66.9	66.2	61.5	54.7	49.6	51.5	47.3	47.2	43.5	38.7
Fatality rate/1 000 Workers 每1 000工人計的致命意外率	0.000	0.010	0.000	0.000	0.000	0.000	0.000	0.000	0.000	0.000





飲食業之工業意外數字(1999 - 2008)  
**Industrial Accidents in Catering Industry (1999 - 2008)**



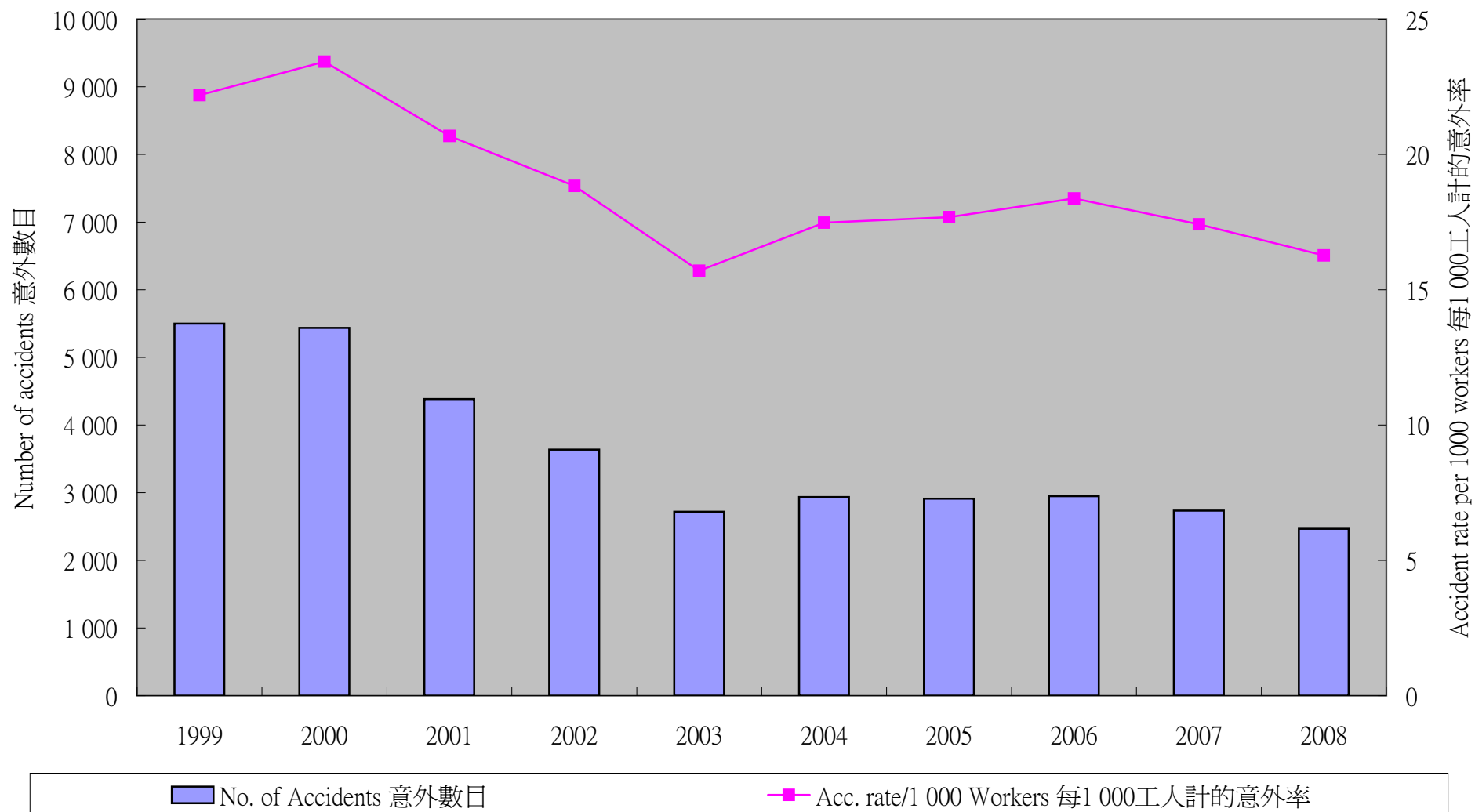


## Industrial Accidents in Manufacturing Industry (1999 - 2008) 製造業之工業意外數字(1999 - 2008)

	1999	2000	2001	2002	2003	2004	2005	2006	2007	2008
No. of Accidents 意外數目	5 499	5 436	4 385	3 636	2 719	2 936	2 912	2 949	2 735	2 467
No. of Fatalities 致命意外數目	2	3	3	0	2	2	0	6	3	2
Total No. of Workers 工人總數	247 830	232 039	211 995	193 013	173 133	167 952	164 668	160 505	157 001	151 618
Acc. rate/1 000 Workers 每1 000工人計的意外率	22.2	23.4	20.7	18.8	15.7	17.5	17.7	18.4	17.4	16.3
Fatality rate/1 000 Workers 每1 000工人計的致命意外率	0.008	0.013	0.014	0.000	0.012	0.012	0.000	0.037	0.019	0.013



製造業之工業意外數字(1999 - 2008)  
**Industrial Accidents in Manufacturing Industry (1999 - 2008)**





## Industrial Accidents in Major Industries (1999 - 2008) 主要行業之工業意外數字(1999 - 2008)

	1999	2000	2001	2002	2003	2004	2005	2006	2007	2008
<b>No. of Accidents</b> 意外數目										
Construction Industry 建造業	14 078	11 925	9 206	6 239	4 367	3 833	3 548	3 400	3 042	3 033
Catering Industry 飲食業	12 549	12 621	11 914	10 149	8 527	9 410	8 902	9 294	8 876	8 049
Manufacturing Industry 製造業	5 499	5 436	4 385	3 636	2 719	2 936	2 912	2 949	2 735	2 467
<b>Acc. Rate/1 000 Workers</b> 每1 000工人計的意外率										
Construction Industry 建造業	198.4	149.8	114.6	85.2	68.1	60.3	59.9	64.3	60.6	61.4
Catering Industry 飲食業	66.9	66.2	61.5	54.7	49.6	51.5	47.3	47.2	43.5	38.7
Manufacturing Industry 製造業	22.2	23.4	20.7	18.8	15.7	17.5	17.7	18.4	17.4	16.3

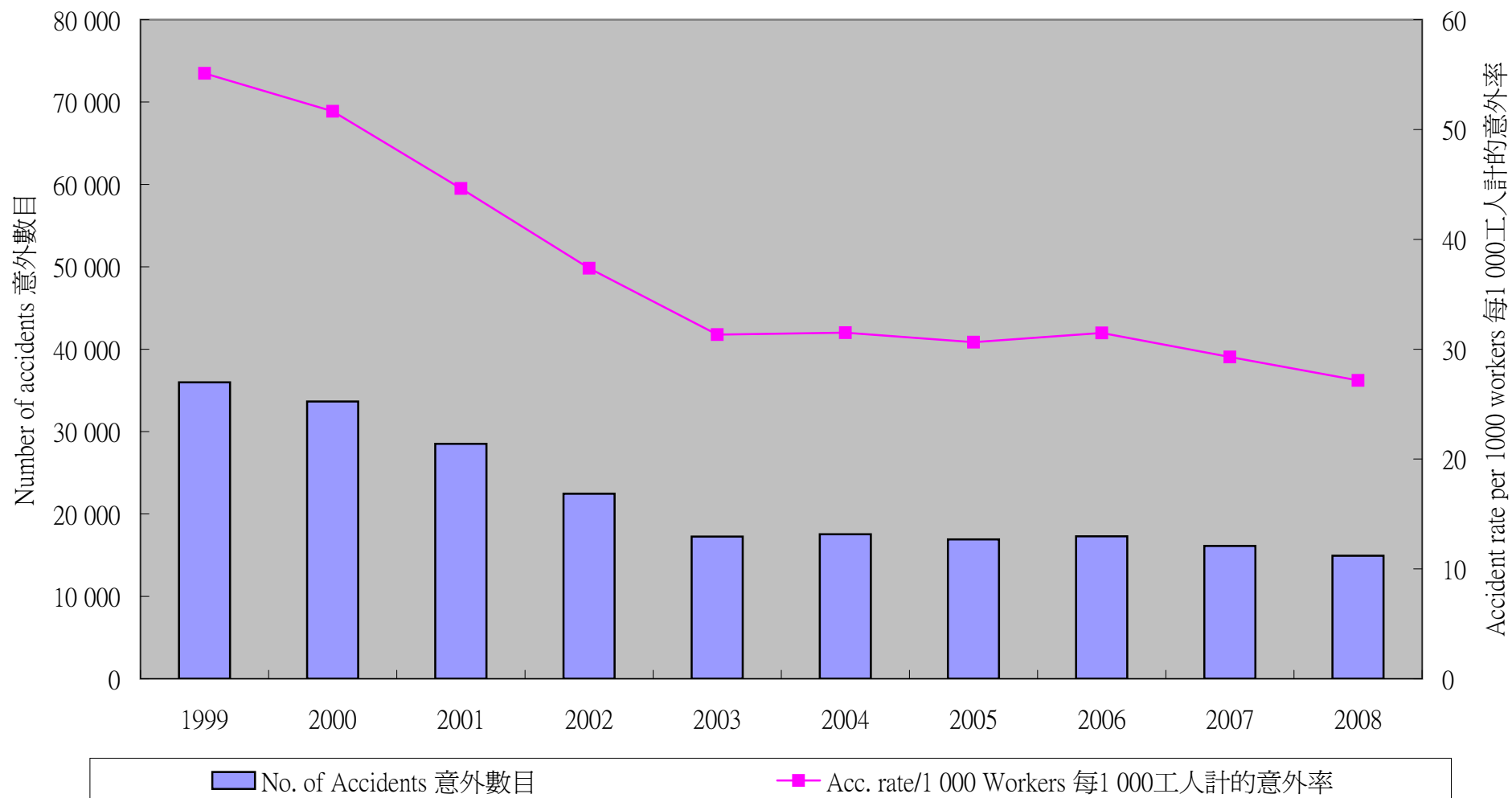


## Industrial Accidents in All Industries (1999 - 2008) 所有行業之工業意外數字(1999 - 2008)

	1999	2000	2001	2002	2003	2004	2005	2006	2007	2008
No. of Accidents 意外數目	35 986	33 652	28 518	22 453	17 249	17 533	16 917	17 286	16 117	14 932
No. of Fatalities 致命意外數目	52	43	34	25	28	24	29	26	25	24
Total No. of Workers 工人總數	652 931	651 441	638 978	600 781	550 655	556 572	552 160	549 109	550 121	549 866
Acc. rate/1 000 Workers 每1 000工人計的意外率	55.1	51.7	44.6	37.4	31.3	31.5	30.6	31.5	29.3	27.2
Fatality rate/1 000 Workers 每1 000工人計的致命意外率	0.080	0.066	0.053	0.042	0.051	0.043	0.053	0.047	0.045	0.044



**所有行業之工業意外數字(1999 - 2008)**  
**Industrial Accidents in All Industries (1999 - 2008)**





## Number of Confirmed Occupational Diseases (1999 - 2008)

### 1999 - 2008 經證實為職業病的個案數字

Occupational Disease	職業病	1999	2000	2001	2002	2003	2004	2005	2006	2007	2008
Radiation Illness	放射病	0	1	0	0	0	0	0	0	0	0
Compressed Air Illness	氣壓病	3	6	11	4	2	0	1	1	0	0
Tenosynovitis of Hand or Forearm	手部或前臂腱鞘炎	54	81	90	35	34	43	75	63	35	40
Carpal Tunnel Syndrome	腕管綜合症	1	2	0	1	0	1	0	1	1	0
Tuberculosis in Health Care Workers	醫護人員之結核病	57	39	41	29	30	42	30	18	16	25
<i>Streptococcus suis</i> Infection	豬型鏈球菌感染	1	0	1	0	0	1	6	0	1	3
Cadmium Poisoning	鎘中毒	0	0	0	0	0	3	0	1	0	0
Occupational Dermatitis	職業性皮膚炎	21	17	24	29	10	7	10	8	7	3
Infammation or Ulceration of the Mucous Membrane of the Upper Respiratory Passages or Mouth produced by Dust, Liquid or Vapour	因塵埃、液體或蒸氣引致上呼吸道或口腔的黏膜發炎或潰瘍	0	0	0	0	1	1	0	0	0	0
Occupational Asthma	職業性哮喘病	0	0	0	3	1	0	0	0	0	0
Silicosis	矽肺病	137	105	122	110	74	69	68	109	67	65
Asbestosis	石棉沉着病	15	11	9	9	6	4	2	7	2	5
Mesothelioma <sup>1</sup>	間皮瘤 <sup>1</sup>	n.a.	n.a.	n.a.	n.a.	n.a.	n.a.	n.a.	n.a.	n.a.	1
Occupational Deafness	職業性失聰	388	206	121	114	74	52	60	51	47	58
Gas Poisoning <sup>2</sup>	氣體中毒 <sup>2</sup>	57 (9)	36 (15)	11 (6)	30 (9)	26 ( 7 )	28 (10)	4 (3)	5 (3)	1(1)	4(4)
<b>Total</b>	<b>總數</b>	<b>734</b>	<b>504</b>	<b>430</b>	<b>364</b>	<b>258</b>	<b>251</b>	<b>256</b>	<b>264</b>	<b>177</b>	<b>204</b>

Notes :

1. Mesothelioma was prescribed for compensation under the Pneumoconiosis and Mesothelioma (Compensation) Ordinance in April 2008.
2. The figure in bracket denotes the number of incidents.
3. "n.a." means not applicable.

附註：

1. 間皮瘤已在2008年4月被列入《肺塵埃沉着病及間皮瘤（補償）條例》，並可獲補償。
2. 括號中的數字為事件次數。
3. "n.a." 是指不適用。



### Occupational Injuries and Injury Rates in All Economic Activities in 1999 - 2008

一九九九年至二零零八年所有經濟行業之職業傷亡個案及傷亡率

	1999	2000	2001	2002	2003	2004	2005	2006	2007	2008
Number of occupational injuries 傷亡個案	58 841	58 092	53 719	47 023	42 022	44 025	44 267	46 937	43 979	41 900
Injury rate per 1 000 employees 每1 000僱員計之傷亡率	24.3	23.3	21.6	19.2	17.7	18.1	17.8	18.4	16.9	15.8





一九九九年至二零零八年所有經濟行業之職業傷亡個案及傷亡率  
**Occupational Injuries and Injury Rates in All Economic Activities in 1999 - 2008**

