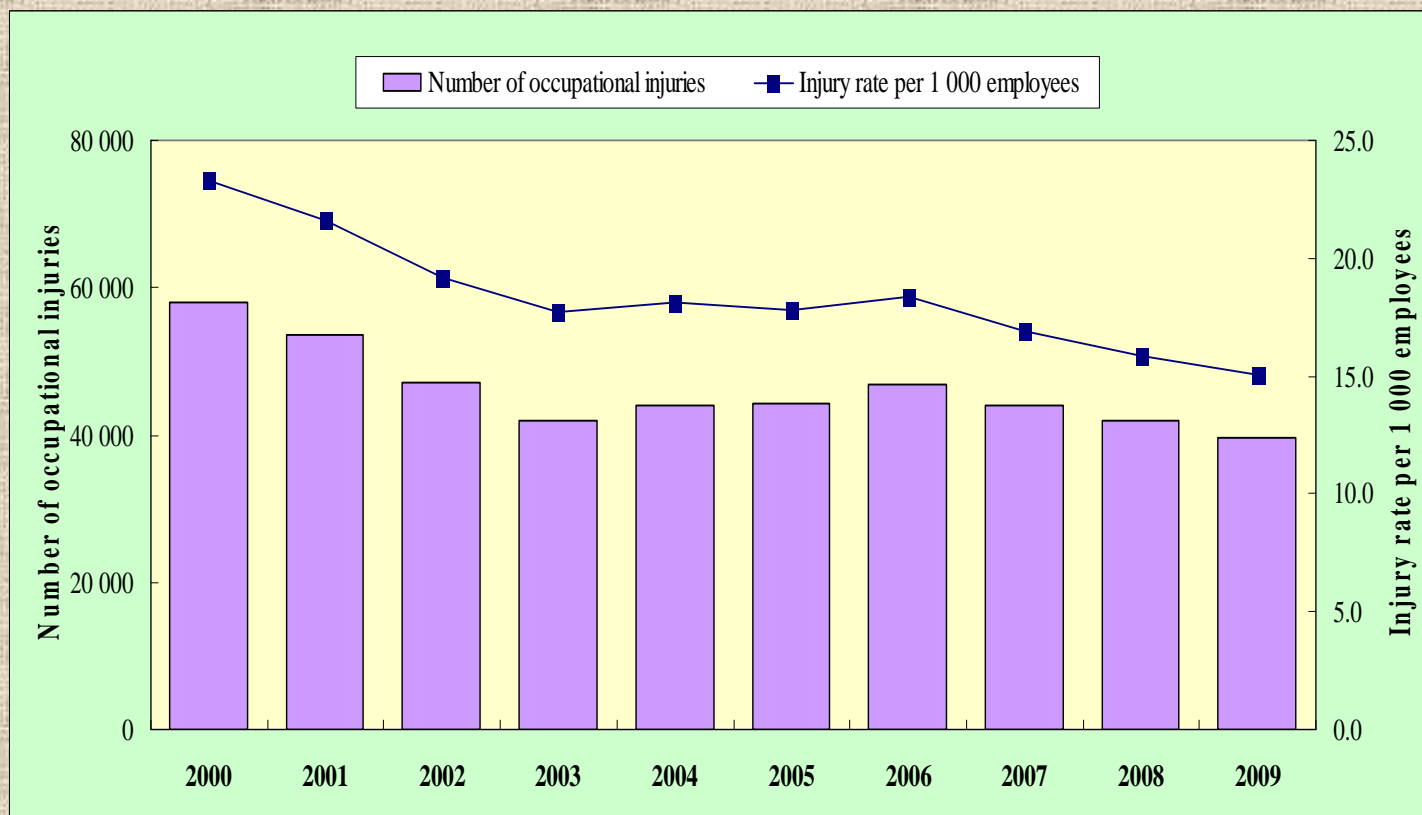


Occupational Safety and Health Statistics 2009



Occupational Safety and Health Branch
Labour Department
October 2010





Occupational Safety and Health Statistics

Introduction

Statistics in this section provide information and analysis on work-related accidents and occupational diseases in Hong Kong. They also provide recent accident trends by economic sectors and selected industries. Employers, employees and occupational safety and health practitioners may use them to measure the performance in their own organisations against the overall accident rates and the industry average. We hope that such information will help individual establishments manage their occupational safety and health programmes better and improve their safety performance.

Definitions and further information

Occupational injuries (including industrial accidents) are injury cases arising from work accidents, resulting in death or incapacity for work of over three days, and reported under the Employees' Compensation Ordinance.

Industrial accidents refer to injuries and deaths arising from industrial activities in industrial undertakings as defined under the Factories and Industrial Undertakings Ordinance.

Occupational diseases are the confirmed occupational diseases reported under the Employees' Compensation Ordinance, the Occupational Deafness (Compensation) Ordinance and the Pneumoconiosis and Mesothelioma (Compensation) Ordinance.

Injury rate per 1 000 employees is calculated by:

$$\frac{\text{Number of occupational injuries}}{\text{Employment size}} \times 1\,000$$

Accident rate per 1 000 workers is calculated by:

$$\frac{\text{Number of industrial accidents}}{\text{Employment size}} \times 1\,000$$

The components that form the statistics may vary from country to country in respect of the legal requirements in the reporting of accidents and occupational diseases, the economic sectors covered and the definition of workforce. Accident and occupational



disease statistics of different countries may not be directly comparable and should therefore be interpreted with care.

Note :

Employment size for calculating the injury rate/accident rate per 1 000 employees/workers are based on the Quarterly Report of Employment and Vacancies Statistics published by the Census and Statistics Department (C&SD). Since 2009, the Quarterly Survey of Employment and Vacancies conducted by the C&SD has been enhanced to adopt the Hong Kong Standard Industrial Classification (HSIC) Version 2.0 to replace the HSIC Version 1.1 in compiling the statistics on the number of establishments, persons engaged and vacancies. Due to the changes in coverage of individual industries (except Construction Industry) in HSIC Version 2.0, their employment size under HSIC Version 1.1 are no longer available in the Quarterly Report of Employment and Vacancies Statistics. Hence, the accident rates of manufacturing industry, catering industry and all industrial sectors under HSIC Version 1.1 in 2009 are not available.

For enquiry or further information relating to the accident statistics, please contact
the Accident Analysis and Information Division at

Tel: 2815 0678 or Fax: 2541 8537

For enquiry or further information relating to occupational disease statistics, please
contact the Occupational Medicine Division (Health Promotion) at

Tel: 2852 4041 or Fax: 2581 2049

For complaints regarding unsafe workplaces and practices,
please call the Accident Analysis and Information Division at Tel: 2542 2172

All complaints will be treated in the strictest confidence

Email : enquiry@labour.gov.hk

Web site: <http://www.labour.gov.hk>



**Occupational Injuries in All Workplaces
in 2009
- analysed by Major Economic Activity -**

二零零九年所有工作地點之職業傷亡個案以主要經濟行業分析

Major Economic Activity 主要經濟行業		2008 二零零八年		2009 二零零九年	
Agriculture and Fishing	漁農業	186		186	(2)
Mining and Quarrying	採礦及採石業	0		1	
Manufacturing	製造業	3 587	(16)	3 146	(6)
Electricity and Gas	電力及燃氣業	48		35	
Construction	建造業	3 087	(36)	2 827	(41)
Wholesale & Retail Trades, Restaurants and Hotels	批發、零售、飲食及酒店業	12 805	(16)	12 237	(12)
Transport & Related Services, Storage and Communication	運輸及有關行業、倉庫及通訊業	5 169	(23)	4 432	(26)
Financing, Insurance, Real Estate and Business Services (including Import & Export Trade)	金融、保險、地產及商用服務業 (包括進出口貿易業)	5 487	(52)	5 315	(39)
Community, Social & Personal Services	社區、社會及個人服務業	11 531	(38)	11 400	(39)
Activities not adequately defined	未能介定之行業	0		0	
TOTAL	總數	41 900	(181)	39 579	(165)

Notes:

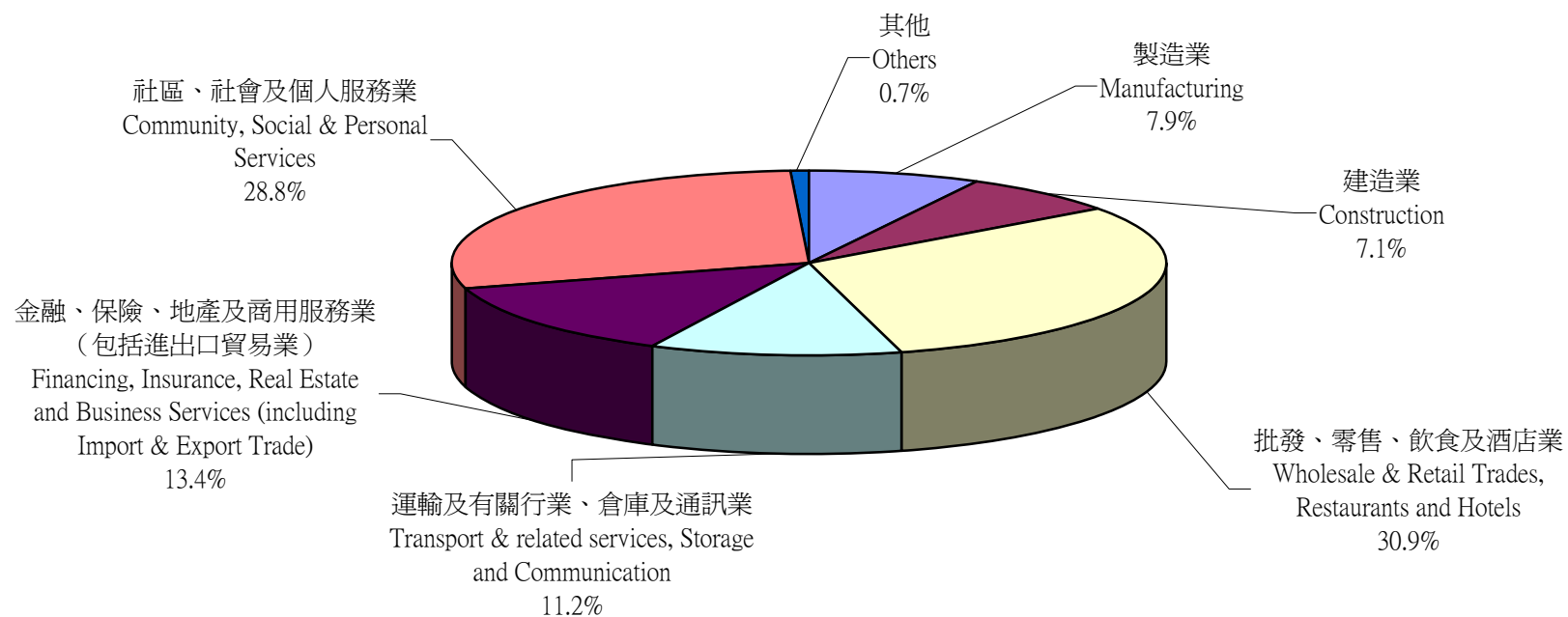
- Occupational injuries (including industrial accidents) are injury cases arising from work accidents, resulting in death or incapacity for work of over three days, and reported under the Employees' Compensation Ordinance.
- Figures in brackets denote the number of fatalities.
- The above injury figures are recorded as at 31 March 2010.

註釋:

- 職業傷亡個案是指根據《僱員補償條例》呈報由工作意外引致死亡或失去工作能力三天以上的受傷個案(包括工業意外個案)。
- 括號內的數字顯示死亡人數。
- 上列傷亡數字為截至2010年3月31日所記錄的數字。



二零零九年所有工作地點之職業傷亡個案以主要經濟行業分析
Occupational Injuries in All Workplaces in 2009 - analysed by Major Economic Activity



Occupational Injuries in All Workplaces
in 2009

- analysed by Type of Accident -

二零零九年所有工作地點之職業傷亡個案以意外類別分析

Type of Accident 意外類別		2008 二零零八年	2009 二零零九年
Trapped in or between objects	受困於物件之內或物件之間	1 011	1 103 (1)
Injured whilst lifting or carrying	提舉或搬運物件時受傷	8 855	8 942
Slip, trip or fall on same level	滑倒、絆倒或在同一高度跌倒	9 868 (1)	9 231
Fall of person from height	人體從高處墮下	1 575 (25)	1 597 (25)
Striking against fixed or stationary object	與固定或不動的物件碰撞	3 583	2 947
Striking against or struck by moving object	被移動物件或與移動物件碰撞	3 977 (6)	3 375 (3)
Stepping on object	踏在物件上	224	157
Exposure to or contact with harmful substance	暴露於有害物質中或接觸有害物質	344	302
Contact with electricity or electric discharge	觸電或接觸放出的電流	35 (5)	26 (1)
Trapped by collapsing or overturning object	受困於倒塌或翻側的物件	19 (2)	7 (1)
Struck by falling object	遭墮下的物件撞擊	551 (2)	474 (1)
Struck by moving vehicle	遭移動中的車輛撞倒	2 451 (34)	2 372 (18)
Contact with moving machinery or object being machined	觸及開動中的機器或觸及以機器製造中的物件	881	744 (1)
Drowning	遇溺	4 (4)	5 (5)
Exposure to fire	火警燒傷	32 (1)	42
Exposure to explosion	爆炸受傷	8	12
Injured by hand tool	被手工具所傷	3 627	3 446
Injured by fall of ground	泥土傾瀉受傷	2	1
Asphyxiation	窒息	6 (3)	2 (2)
Contact with hot surface or substance	觸及灼熱表面或物質	2 488	2 326
Injured by animal	被動物所傷	414	470
Injured in workplace violence	於工作場所暴力事件中受傷	859 (2)	773 (2)
Others	其他類別	1 086 (96)	1 225 (105)
TOTAL	總數	41 900 (181)	39 579 (165)

Notes:

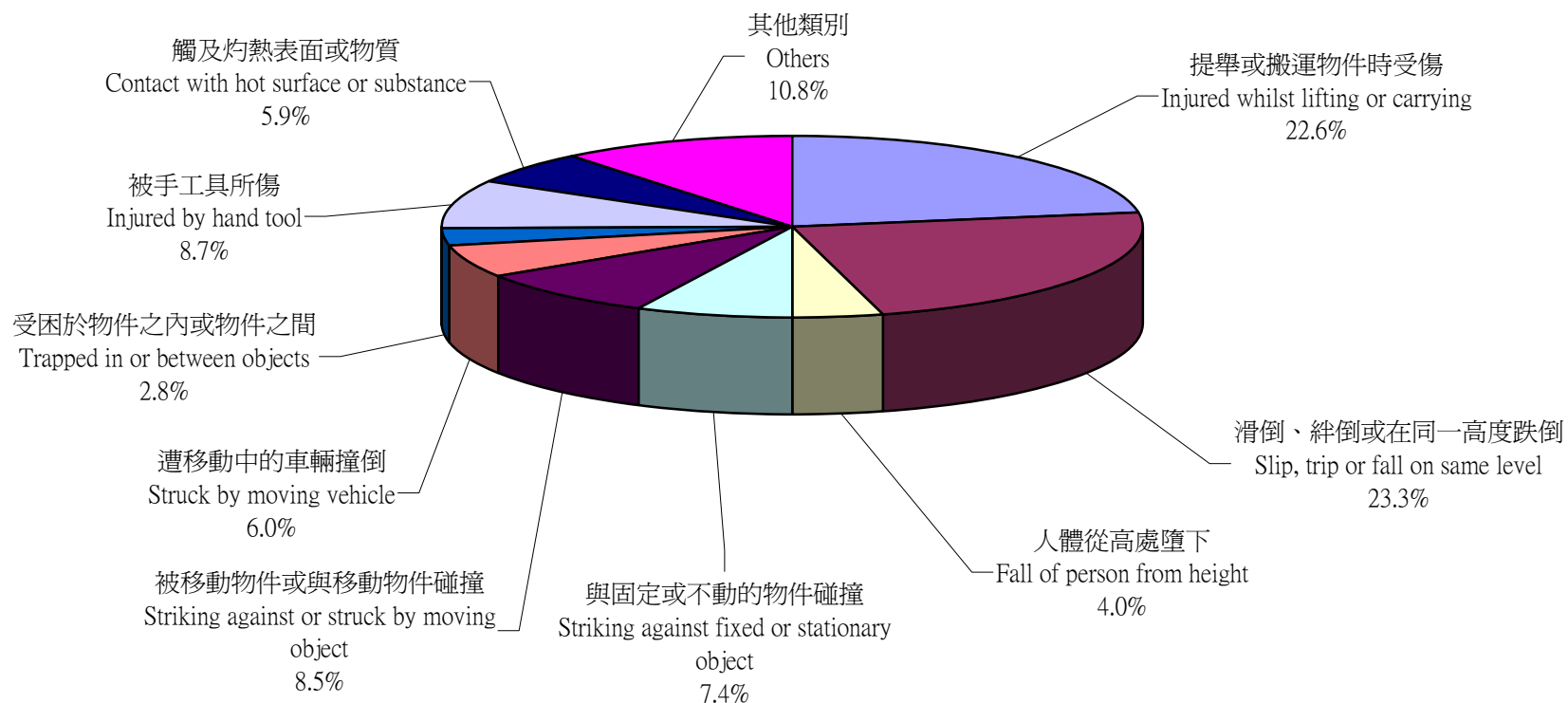
- Occupational injuries (including industrial accidents) are injury cases arising from work accidents, resulting in death or incapacity for work of over three days, and reported under the Employees' Compensation Ordinance.
- Figures in brackets denote the number of fatalities.
- The above injury figures are recorded as at 31 March 2010.

註釋:

- 職業傷亡個案是指根據《僱員補償條例》呈報由工作意外引致死亡或失去工作能力三天以上的受傷個案(包括工業意外個案)。
- 括號內的數字顯示死亡人數。
- 上列傷亡數字為截至2010年3月31日所記錄的數字。



二零零九年所有工作地點之職業傷亡個案以意外類別分析
Occupational Injuries in All Workplaces in 2009 - analysed by Type of Accident



Injured whilst lifting or carrying 提舉或搬運物件時受傷	Slip, trip or fall on same level 滑倒、絆倒或在同一高度跌倒
Fall of person from height 人體從高處墮下	Striking against fixed or stationary object 與固定或不動的物件碰撞
Striking against or struck by moving object 被移動物件或與移動物件碰撞	Struck by moving vehicle 遭移動中的車輛撞倒
Trapped in or between objects 受困於物件之內或物件之間	Injured by hand tool 被手工具所傷
Contact with hot surface or substance 觸及灼熱表面或物質	Others 其他類別



Occupational Injuries in Manufacturing Industry in 2009

- analysed by Type of Accident -

二零零九年製造業之職業傷亡個案以意外類別分析

Type of Accident 意外類別	2008 二零零八年	2009 二零零九年
Trapped in or between objects 受困於物件之內或物件之間	109	103
Injured whilst lifting or carrying 提舉或搬運物件時受傷	770	717
Slip, trip or fall on same level 滑倒、絆倒或在同一高度跌倒	671	569
Fall of person from height 人體從高處墮下	110 (3)	85
Striking against fixed or stationary object 與固定或不動的物件碰撞	330	257
Striking against or struck by moving object 被移動物件或與移動物件碰撞	387	325
Stepping on object 踏在物件上	24	16
Exposure to or contact with harmful substance 暴露於有害物質中或接觸有害物質	34	24
Contact with electricity or electric discharge 觸電或接觸放出的電流	1	3 (1)
Trapped by collapsing or overturning object 受困於倒塌或翻側的物件	1	0
Struck by falling object 遭墮下的物件撞擊	44	34
Struck by moving vehicle 遭移動中的車輛撞倒	445 (6)	388
Contact with moving machinery or object being machined 觸及開動中的機器或觸及以機器製造中的物件	295	240
Drowning 遇溺	0	0
Exposure to fire 火警燒傷	6 (1)	4
Exposure to explosion 爆炸受傷	4	0
Injured by hand tool 被手工具所傷	182	186
Injured by fall of ground 泥土傾瀉受傷	0	0
Asphyxiation 窒息	0	0
Contact with hot surface or substance 觸及灼熱表面或物質	123	113
Injured by animal 被動物所傷	3	3
Injured in workplace violence 於工作場所暴力事件中受傷	12 (1)	11
Others 其他類別	36 (5)	68 (5)
TOTAL 總數	3 587 (16)	3 146 (6)

Notes:

- Occupational injuries (including industrial accidents) are injury cases arising from work accidents, resulting in death or incapacity for work of over three days, and reported under the Employees' Compensation Ordinance.
- Figures in brackets denote the number of fatalities.
- The above injury figures are recorded as at 31 March 2010.

註釋:

- 職業傷亡個案是指根據《僱員補償條例》呈報由工作意外引致死亡或失去工作能力三天以上的受傷個案(包括工業意外個案)。
- 括號內的數字顯示死亡人數。
- 上列傷亡數字為截至2010年3月31日所記錄的數字。



Occupational Injuries in Construction Industry in 2009

- analysed by Type of Accident -

二零零九年建造業之職業傷亡個案以意外類別分析

Type of Accident 意外類別		2008 二零零八年		2009 二零零九年	
Trapped in or between objects	受困於物件之內或物件之間	67		93	
Injured whilst lifting or carrying	提舉或搬運物件時受傷	595		579	
Slip, trip or fall on same level	滑倒、絆倒或在同一高度跌倒	584		519	
Fall of person from height	人體從高處墮下	389	(8)	400	(15)
Striking against fixed or stationary object	與固定或不動的物件碰撞	285		220	
Striking against or struck by moving object	被移動物件或與移動物件碰撞	517	(4)	426	(2)
Stepping on object	踏在物件上	22		19	
Exposure to or contact with harmful substance	暴露於有害物質中或接觸有害物質	24		8	
Contact with electricity or electric discharge	觸電或接觸放出的電流	19	(5)	5	
Trapped by collapsing or overturning object	受困於倒塌或翻側的物件	10	(2)	0	
Struck by falling object	遭墮下的物件撞擊	101	(1)	87	(1)
Struck by moving vehicle	遭移動中的車輛撞倒	38	(3)	37	(2)
Contact with moving machinery or object being machined	觸及開動中的機器或觸及以機器製造中的物件	246		199	
Drowning	遇溺	0		1	(1)
Exposure to fire	火警燒傷	11		8	
Exposure to explosion	爆炸受傷	1		4	
Injured by hand tool	被手工具所傷	99		137	
Injured by fall of ground	泥土傾瀉受傷	2		1	
Asphyxiation	窒息	3		0	
Contact with hot surface or substance	觸及灼熱表面或物質	22		21	
Injured by animal	被動物所傷	1		6	
Injured in workplace violence	於工作場所暴力事件中受傷	5		6	
Others	其他類別	46	(13)	51	(20)
TOTAL	總 數	3 087	(36)	2 827	(41)

Notes:

- Occupational injuries (including industrial accidents) are injury cases arising from work accidents, resulting in death or incapacity for work of over three days, and reported under the Employees' Compensation Ordinance.
- Figures in brackets denote the number of fatalities.
- The above injury figures are recorded as at 31 March 2010.

註釋:

- 職業傷亡個案是指根據《僱員補償條例》呈報由工作意外引致死亡或失去工作能力三天以上的受傷個案(包括工業意外個案)。
- 括號內的數字顯示死亡人數。
- 上列傷亡數字為截至2010年3月31日所記錄的數字。



Occupational Injuries in Catering Industry in 2009

- analysed by Type of Accident -

二零零九年飲食業之職業傷亡個案以意外類別分析

Type of Accident 意外類別		2008 二零零八年		2009 二零零九年	
Trapped in or between objects	受困於物件之內或物件之間	95		109	
Injured whilst lifting or carrying	提舉或搬運物件時受傷	1 182		1 280	
Slip, trip or fall on same level	滑倒、絆倒或在同一高度跌倒	1 357		1 270	
Fall of person from height	人體從高處墮下	56		60	
Striking against fixed or stationary object	與固定或不動的物件碰撞	768		580	
Striking against or struck by moving object	被移動物件或與移動物件碰撞	426		351	
Stepping on object	踏在物件上	13		6	
Exposure to or contact with harmful substance	暴露於有害物質中或接觸有害物質	57		62	
Contact with electricity or electric discharge	觸電或接觸放出的電流	2		4	
Trapped by collapsing or overturning object	受困於倒塌或翻側的物件	0		0	
Struck by falling object	遭墮下的物件撞擊	46		32	
Struck by moving vehicle	遭移動中的車輛撞倒	91	(1)	103	(2)
Contact with moving machinery or object being machined	觸及開動中的機器或觸及以機器製造中的物件	100		95	
Drowning	遇溺	0		0	
Exposure to fire	火警燒傷	7		21	
Exposure to explosion	爆炸受傷	0		1	
Injured by hand tool	被手工具所傷	2 170		1 926	
Injured by fall of ground	泥土傾瀉受傷	0		0	
Asphyxiation	窒息	0		0	
Contact with hot surface or substance	觸及灼熱表面或物質	1 830		1 706	
Injured by animal	被動物所傷	74		62	
Injured in workplace violence	於工作場所暴力事件中受傷	25		30	
Others	其他類別	65	(6)	63	(5)
TOTAL	總 數	8 364	(7)	7 761	(7)

Notes:

- Occupational injuries (including industrial accidents) are injury cases arising from work accidents, resulting in death or incapacity for work of over three days, and reported under the Employees' Compensation Ordinance.
- Figures in brackets denote the number of fatalities.
- The above injury figures are recorded as at 31 March 2010.

註釋:

- 職業傷亡個案是指根據《僱員補償條例》呈報由工作意外引致死亡或失去工作能力三天以上的受傷個案(包括工業意外個案)。
- 括號內的數字顯示死亡人數。
- 上列傷亡數字為截至2010年3月31日所記錄的數字。



Occupational Injuries in Wholesale Trade in 2009

- analysed by Type of Accident -

二零零九年批發業之職業傷亡個案以意外類別分析

Type of Accident 意外類別	2008 二零零八年	2009 二零零九年
Trapped in or between objects 受困於物件之內或物件之間	14	10
Injured whilst lifting or carrying 提舉或搬運物件時受傷	176	179
Slip, trip or fall on same level 滑倒、絆倒或在同一高度跌倒	128	104
Fall of person from height 人體從高處墮下	33	29
Striking against fixed or stationary object 與固定或不動的物件碰撞	30	35
Striking against or struck by moving object 被移動物件或與移動物件碰撞	66	57
Stepping on object 踏在物件上	2	1
Exposure to or contact with harmful substance 暴露於有害物質中或接觸有害物質	2	0
Contact with electricity or electric discharge 觸電或接觸放出的電流	0	1
Trapped by collapsing or overturning object 受困於倒塌或翻側的物件	0	0
Struck by falling object 遭墮下的物件撞擊	3	4
Struck by moving vehicle 遭移動中的車輛撞倒	51	46
Contact with moving machinery or object being machined 觸及開動中的機器或觸及以機器製造中的物件	20	19
Drowning 遇溺	0	0
Exposure to fire 火警燒傷	0	0
Exposure to explosion 爆炸受傷	0	0
Injured by hand tool 被手工具所傷	30	38
Injured by fall of ground 泥土傾瀉受傷	0	0
Asphyxiation 窒息	1	0
Contact with hot surface or substance 觸及灼熱表面或物質	3	3
Injured by animal 被動物所傷	6	5
Injured in workplace violence 於工作場所暴力事件中受傷	2	2
Others 其他類別	8	10
TOTAL 總數	575	543

Notes:

- Occupational injuries (including industrial accidents) are injury cases arising from work accidents, resulting in death or incapacity for work of over three days, and reported under the Employees' Compensation Ordinance.
- Figures in brackets denote the number of fatalities.
- The above injury figures are recorded as at 31 March 2010.

註釋:

- 職業傷亡個案是指根據《僱員補償條例》呈報由工作意外引致死亡或失去工作能力三天以上的受傷個案(包括工業意外個案)。
- 括號內的數字顯示死亡人數。
- 上列傷亡數字為截至2010年3月31日所記錄的數字。



Occupational Injuries in Retail Trade in 2009

- analysed by Type of Accident -

二零零九年零售業之職業傷亡個案以意外類別分析

Type of Accident 意外類別		2008 二零零八年	2009 二零零九年
Trapped in or between objects	受困於物件之內或物件之間	46	72
Injured whilst lifting or carrying	提舉或搬運物件時受傷	770	886
Slip, trip or fall on same level	滑倒、絆倒或在同一高度跌倒	532	472
Fall of person from height	人體從高處墮下	180 (1)	180
Striking against fixed or stationary object	與固定或不動的物件碰撞	243	219
Striking against or struck by moving object	被移動物件或與移動物件碰撞	232	235
Stepping on object	踏在物件上	15	8
Exposure to or contact with harmful substance	暴露於有害物質中或接觸有害物質	12	17
Contact with electricity or electric discharge	觸電或接觸放出的電流	0	2
Trapped by collapsing or overturning object	受困於倒塌或翻側的物件	2	0
Struck by falling object	遭墮下的物件撞擊	49	65
Struck by moving vehicle	遭移動中的車輛撞倒	127 (2)	131 (2)
Contact with moving machinery or object being machined	觸及開動中的機器或觸及以機器製造中的物件	32	40
Drowning	遇溺	0	0
Exposure to fire	火警燒傷	0	0
Exposure to explosion	爆炸受傷	0	2
Injured by hand tool	被手工具所傷	289	320
Injured by fall of ground	泥土傾瀉受傷	0	0
Asphyxiation	窒息	0	0
Contact with hot surface or substance	觸及灼熱表面或物質	38	39
Injured by animal	被動物所傷	27	37
Injured in workplace violence	於工作場所暴力事件中受傷	28	17
Others	其他類別	45 (3)	61 (3)
TOTAL	總數	2 667 (6)	2 803 (5)

Notes:

- Occupational injuries (including industrial accidents) are injury cases arising from work accidents, resulting in death or incapacity for work of over three days, and reported under the Employees' Compensation Ordinance.
- Figures in brackets denote the number of fatalities.
- The above injury figures are recorded as at 31 March 2010.

註釋:

- 職業傷亡個案是指根據《僱員補償條例》呈報由工作意外引致死亡或失去工作能力三天以上的受傷個案(包括工業意外個案)。
- 括號內的數字顯示死亡人數。
- 上列傷亡數字為截至2010年3月31日所記錄的數字。



Occupational Injuries in Hotels and Boarding Houses in 2009

- analysed by Type of Accident -

二零零九年酒店及旅舍業之職業傷亡個案以意外類別分析

Type of Accident 意外類別	2008 二零零八年	2009 二零零九年
Trapped in or between objects 受困於物件之內或物件之間	27	33
Injured whilst lifting or carrying 提舉或搬運物件時受傷	250	271
Slip, trip or fall on same level 滑倒、絆倒或在同一高度跌倒	225	249
Fall of person from height 人體從高處墮下	22	29
Striking against fixed or stationary object 與固定或不動的物件碰撞	187	139
Striking against or struck by moving object 被移動物件或與移動物件碰撞	137	109
Stepping on object 踏在物件上	6	2
Exposure to or contact with harmful substance 暴露於有害物質中或接觸有害物質	22	18
Contact with electricity or electric discharge 觸電或接觸放出的電流	3	0
Trapped by collapsing or overturning object 受困於倒塌或翻側的物件	0	0
Struck by falling object 遭墮下的物件撞擊	23	8
Struck by moving vehicle 遭移動中的車輛撞倒	22	(1) 31
Contact with moving machinery or object being machined 觸及開動中的機器或觸及以機器製造中的物件	13	11
Drowning 遇溺	0	0
Exposure to fire 火警燒傷	1	1
Exposure to explosion 爆炸受傷	0	0
Injured by hand tool 被手工具所傷	142	137
Injured by fall of ground 泥土傾瀉受傷	0	0
Asphyxiation 窒息	0	0
Contact with hot surface or substance 觸及灼熱表面或物質	94	71
Injured by animal 被動物所傷	3	3
Injured in workplace violence 於工作場所暴力事件中受傷	2	2
Others 其他類別	20	16
TOTAL 總數	1 199 (1)	1 130

Notes:

- Occupational injuries (including industrial accidents) are injury cases arising from work accidents, resulting in death or incapacity for work of over three days, and reported under the Employees' Compensation Ordinance.
- Figures in brackets denote the number of fatalities.
- The above injury figures are recorded as at 31 March 2010.

註釋:

- 職業傷亡個案是指根據《僱員補償條例》呈報由工作意外引致死亡或失去工作能力三天以上的受傷個案(包括工業意外個案)。
- 括號內的數字顯示死亡人數。
- 上列傷亡數字為截至2010年3月31日所記錄的數字。



Occupational Injuries in Transport & Related Services in 2009

- analysed by Type of Accident -

二零零九年運輸及有關行業之職業傷亡個案以意外類別分析

Type of Accident 意外類別		2008 二零零八年		2009 二零零九年	
Trapped in or between objects	受困於物件之內或物件之間	182		165	
Injured whilst lifting or carrying	提舉或搬運物件時受傷	1 349		1 122	
Slip, trip or fall on same level	滑倒、絆倒或在同一高度跌倒	1 083		914	
Fall of person from height	人體從高處墮下	201	(3)	221	(2)
Striking against fixed or stationary object	與固定或不動的物件碰撞	362		318	
Striking against or struck by moving object	被移動物件或與移動物件碰撞	593	(1)	459	(1)
Stepping on object	踏在物件上	33		25	
Exposure to or contact with harmful substance	暴露於有害物質中或接觸有害物質	5		8	
Contact with electricity or electric discharge	觸電或接觸放出的電流	2		0	
Trapped by collapsing or overturning object	受困於倒塌或翻側的物件	3		2	
Struck by falling object	遭墮下的物件撞擊	94		76	
Struck by moving vehicle	遭移動中的車輛撞倒	665	(7)	600	(8)
Contact with moving machinery or object being machined	觸及開動中的機器或觸及以機器製造中的物件	24		14	
Drowning	遇溺	2	(2)	2	(2)
Exposure to fire	火警燒傷	1		0	
Exposure to explosion	爆炸受傷	1		0	
Injured by hand tool	被手工具所傷	61		68	
Injured by fall of ground	泥土傾瀉受傷	0		0	
Asphyxiation	窒息	0		0	
Contact with hot surface or substance	觸及灼熱表面或物質	45		35	
Injured by animal	被動物所傷	11		12	
Injured in workplace violence	於工作場所暴力事件中受傷	64		69	
Others	其他類別	130	(8)	118	(13)
TOTAL	總 數	4 911	(21)	4 228	(26)

Notes:

- Occupational injuries (including industrial accidents) are injury cases arising from work accidents, resulting in death or incapacity for work of over three days, and reported under the Employees' Compensation Ordinance.
- Figures in brackets denote the number of fatalities.
- The above injury figures are recorded as at 31 March 2010.

註釋:

- 職業傷亡個案是指根據《僱員補償條例》呈報由工作意外引致死亡或失去工作能力三天以上的受傷個案(包括工業意外個案)。
- 括號內的數字顯示死亡人數。
- 上列傷亡數字為截至2010年3月31日所記錄的數字。



Occupational Injuries in Financial Institutions in 2009

- analysed by Type of Accident -

二零零九年金融機構之職業傷亡個案以意外類別分析

Type of Accident 意外類別	2008 二零零八年	2009 二零零九年
Trapped in or between objects 受困於物件之內或物件之間	6	5
Injured whilst lifting or carrying 提舉或搬運物件時受傷	31	26
Slip, trip or fall on same level 滑倒、絆倒或在同一高度跌倒	90	72
Fall of person from height 人體從高處墮下	8	2
Striking against fixed or stationary object 與固定或不動的物件碰撞	15	11
Striking against or struck by moving object 被移動物件或與移動物件碰撞	18	15
Stepping on object 踏在物件上	0	0
Exposure to or contact with harmful substance 暴露於有害物質中或接觸有害物質	0	0
Contact with electricity or electric discharge 觸電或接觸放出的電流	0	0
Trapped by collapsing or overturning object 受困於倒塌或翻側的物件	0	0
Struck by falling object 遭墮下的物件撞擊	2	2
Struck by moving vehicle 遭移動中的車輛撞倒	11	9
Contact with moving machinery or object being machined 觸及開動中的機器或觸及以機器製造中的物件	2	0
Drowning 遇溺	1 (1)	0
Exposure to fire 火警燒傷	0	0
Exposure to explosion 爆炸受傷	0	0
Injured by hand tool 被手工具所傷	5	4
Injured by fall of ground 泥土傾瀉受傷	0	0
Asphyxiation 窒息	0	0
Contact with hot surface or substance 觸及灼熱表面或物質	3	2
Injured by animal 被動物所傷	1	0
Injured in workplace violence 於工作場所暴力事件中受傷	3	1
Others 其他類別	13	17 (2)
TOTAL 總數	209 (1)	166 (2)

Notes:

- Occupational injuries (including industrial accidents) are injury cases arising from work accidents, resulting in death or incapacity for work of over three days, and reported under the Employees' Compensation Ordinance.
- Figures in brackets denote the number of fatalities.
- The above injury figures are recorded as at 31 March 2010.

註釋:

- 職業傷亡個案是指根據《僱員補償條例》呈報由工作意外引致死亡或失去工作能力三天以上的受傷個案(包括工業意外個案)。
- 括號內的數字顯示死亡人數。
- 上列傷亡數字為截至2010年3月31日所記錄的數字。



**Occupational Injuries in Business Services (including Import & Export Trade)
in 2009
- analysed by Type of Accident -**

二零零九年商用服務業(包括進出口貿易業)之職業傷亡個案以意外類別分析

Type of Accident 意外類別		2008 二零零八年	2009 二零零九年
Trapped in or between objects	受困於物件之內或物件之間	130	144
Injured whilst lifting or carrying	提舉或搬運物件時受傷	971	999
Slip, trip or fall on same level	滑倒、絆倒或在同一高度跌倒	1 812	(1) 1 695
Fall of person from height	人體從高處墮下	214	(5) 198 (3)
Striking against fixed or stationary object	與固定或不動的物件碰撞	384	341
Striking against or struck by moving object	被移動物件或與移動物件碰撞	452	407
Stepping on object	踏在物件上	30	19
Exposure to or contact with harmful substance	暴露於有害物質中或接觸有害物質	27	29
Contact with electricity or electric discharge	觸電或接觸放出的電流	4	5
Trapped by collapsing or overturning object	受困於倒塌或翻側的物件	1	2
Struck by falling object	遭墮下的物件撞擊	62	50
Struck by moving vehicle	遭移動中的車輛撞倒	403	(11) 452 (2)
Contact with moving machinery or object being machined	觸及開動中的機器或觸及以機器製造中的物件	65	54
Drowning	遇溺	0	0
Exposure to fire	火警燒傷	2	3
Exposure to explosion	爆炸受傷	1	0
Injured by hand tool	被手工具所傷	147	141
Injured by fall of ground	泥土傾瀉受傷	0	0
Asphyxiation	窒息	0	2 (2)
Contact with hot surface or substance	觸及灼熱表面或物質	46	46
Injured by animal	被動物所傷	41	50
Injured in workplace violence	於工作場所暴力事件中受傷	154	157 (1)
Others	其他類別	210	(34) 213 (28)
TOTAL	總 數	5 156	(51) 5 007 (36)

Notes:

- Occupational injuries (including industrial accidents) are injury cases arising from work accidents, resulting in death or incapacity for work of over three days, and reported under the Employees' Compensation Ordinance.
- Figures in brackets denote the number of fatalities.
- The above injury figures are recorded as at 31 March 2010.

註釋:

- 職業傷亡個案是指根據《僱員補償條例》呈報由工作意外引致死亡或失去工作能力三天以上的受傷個案(包括工業意外個案)。
- 括號內的數字顯示死亡人數。
- 上列傷亡數字為截至2010年3月31日所記錄的數字。



Occupational Injuries in Education Services in 2009

- analysed by Type of Accident -

二零零九年教育服務業之職業傷亡個案以意外類別分析

Type of Accident 意外類別		2008 二零零八年	2009 二零零九年
Trapped in or between objects	受困於物件之內或物件之間	20	23
Injured whilst lifting or carrying	提舉或搬運物件時受傷	235	284
Slip, trip or fall on same level	滑倒、絆倒或在同一高度跌倒	433	436
Fall of person from height	人體從高處墮下	60	76
Striking against fixed or stationary object	與固定或不動的物件碰撞	52	61
Striking against or struck by moving object	被移動物件或與移動物件碰撞	122	104
Stepping on object	踏在物件上	8	5
Exposure to or contact with harmful substance	暴露於有害物質中或接觸有害物質	6	9
Contact with electricity or electric discharge	觸電或接觸放出的電流	0	1
Trapped by collapsing or overturning object	受困於倒塌或翻側的物件	1	0
Struck by falling object	遭墮下的物件撞擊	20	13
Struck by moving vehicle	遭移動中的車輛撞倒	23	16
Contact with moving machinery or object being machined	觸及開動中的機器或觸及以機器製造中的物件	10	9
Drowning	遇溺	0	0
Exposure to fire	火警燒傷	0	0
Exposure to explosion	爆炸受傷	0	0
Injured by hand tool	被手工具所傷	26	38
Injured by fall of ground	泥土傾瀉受傷	0	0
Asphyxiation	窒息	0	0
Contact with hot surface or substance	觸及灼熱表面或物質	15	21
Injured by animal	被動物所傷	11	7
Injured in workplace violence	於工作場所暴力事件中受傷	30	32
Others	其他類別	79 (2)	95 (4)
TOTAL	總數	1 151 (2)	1 230 (4)

Notes:

- Occupational injuries (including industrial accidents) are injury cases arising from work accidents, resulting in death or incapacity for work of over three days, and reported under the Employees' Compensation Ordinance.
- Figures in brackets denote the number of fatalities.
- The above injury figures are recorded as at 31 March 2010.

註釋:

- 職業傷亡個案是指根據《僱員補償條例》呈報由工作意外引致死亡或失去工作能力三天以上的受傷個案(包括工業意外個案)。
- 括號內的數字顯示死亡人數。
- 上列傷亡數字為截至2010年3月31日所記錄的數字。



Occupational Injuries in Medical, Dental & Other Health Services in 2009

- analysed by Type of Accident -

二零零九年醫療、牙科及其他保健服務業之職業傷亡個案以意外類別分析

Type of Accident 意外類別	2008 二零零八年	2009 二零零九年
Trapped in or between objects 受困於物件之內或物件之間	54	54
Injured whilst lifting or carrying 提舉或搬運物件時受傷	533	518
Slip, trip or fall on same level 滑倒、絆倒或在同一高度跌倒	325	325
Fall of person from height 人體從高處墮下	17	20
Striking against fixed or stationary object 與固定或不動的物件碰撞	145	99
Striking against or struck by moving object 被移動物件或與移動物件碰撞	137	143
Stepping on object 踏在物件上	8	9
Exposure to or contact with harmful substance 暴露於有害物質中或接觸有害物質	38	24
Contact with electricity or electric discharge 觸電或接觸放出的電流	0	0
Trapped by collapsing or overturning object 受困於倒塌或翻側的物件	0	0
Struck by falling object 遭墮下的物件撞擊	12	13
Struck by moving vehicle 遭移動中的車輛撞倒	71	65
Contact with moving machinery or object being machined 觸及開動中的機器或觸及以機器製造中的物件	9	5
Drowning 遇溺	0	0
Exposure to fire 火警燒傷	1	0
Exposure to explosion 爆炸受傷	0	0
Injured by hand tool 被手工具所傷	163	95
Injured by fall of ground 泥土傾瀉受傷	0	0
Asphyxiation 窒息	0	0
Contact with hot surface or substance 觸及灼熱表面或物質	34	26
Injured by animal 被動物所傷	12	18
Injured in workplace violence 於工作場所暴力事件中受傷	165	113
Others 其他類別	44	98 (2)
TOTAL 總數	1 768	1 625 (2)

Notes:

- Occupational injuries (including industrial accidents) are injury cases arising from work accidents, resulting in death or incapacity for work of over three days, and reported under the Employees' Compensation Ordinance.
- Figures in brackets denote the number of fatalities.
- The above injury figures are recorded as at 31 March 2010.

註釋:

- 職業傷亡個案是指根據《僱員補償條例》呈報由工作意外引致死亡或失去工作能力三天以上的受傷個案(包括工業意外個案)。
- 括號內的數字顯示死亡人數。
- 上列傷亡數字為截至2010年3月31日所記錄的數字。



Occupational Injuries in Welfare Institutions in 2009

- analysed by Type of Accident -

二零零九年福利機構之職業傷亡個案以意外類別分析

Type of Accident 意外類別		2008 二零零八年	2009 二零零九年
Trapped in or between objects	受困於物件之內或物件之間	30	46
Injured whilst lifting or carrying	提舉或搬運物件時受傷	472	462
Slip, trip or fall on same level	滑倒、絆倒或在同一高度跌倒	349	334
Fall of person from height	人體從高處墮下	33	34
Striking against fixed or stationary object	與固定或不動的物件碰撞	73	84
Striking against or struck by moving object	被移動物件或與移動物件碰撞	109	106
Stepping on object	踏在物件上	9	5
Exposure to or contact with harmful substance	暴露於有害物質中或接觸有害物質	11	12
Contact with electricity or electric discharge	觸電或接觸放出的電流	0	0
Trapped by collapsing or overturning object	受困於倒塌或翻側的物件	0	2 (1)
Struck by falling object	遭墮下的物件撞擊	9	8
Struck by moving vehicle	遭移動中的車輛撞倒	39	34
Contact with moving machinery or object being machined	觸及開動中的機器或觸及以機器製造中的物件	4	8
Drowning	遇溺	0	0
Exposure to fire	火警燒傷	0	0
Exposure to explosion	爆炸受傷	0	0
Injured by hand tool	被手工具所傷	89	82
Injured by fall of ground	泥土傾瀉受傷	0	0
Asphyxiation	窒息	0	0
Contact with hot surface or substance	觸及灼熱表面或物質	70	75
Injured by animal	被動物所傷	6	9
Injured in workplace violence	於工作場所暴力事件中受傷	120	123
Others	其他類別	67	73
TOTAL	總 數	1 490	1 497 (1)

Notes:

- Occupational injuries (including industrial accidents) are injury cases arising from work accidents, resulting in death or incapacity for work of over three days, and reported under the Employees' Compensation Ordinance.
- Figures in brackets denote the number of fatalities.
- The above injury figures are recorded as at 31 March 2010.

註釋:

- 職業傷亡個案是指根據《僱員補償條例》呈報由工作意外引致死亡或失去工作能力三天以上的受傷個案(包括工業意外個案)。
- 括號內的數字顯示死亡人數。
- 上列傷亡數字為截至2010年3月31日所記錄的數字。



Occupational Injuries in Sanitary and Similar Services in 2009

- analysed by Type of Accident -

二零零九年清潔及同類服務業之職業傷亡個案以意外類別分析

Type of Accident 意外類別		2008 二零零八年		2009 二零零九年	
Trapped in or between objects	受困於物件之內或物件之間	109		119	
Injured whilst lifting or carrying	提舉或搬運物件時受傷	561		588	
Slip, trip or fall on same level	滑倒、絆倒或在同一高度跌倒	756		840	
Fall of person from height	人體從高處墮下	64	(2)	49	
Striking against fixed or stationary object	與固定或不動的物件碰撞	257		203	
Striking against or struck by moving object	被移動物件或與移動物件碰撞	245		218	
Stepping on object	踏在物件上	22		15	
Exposure to or contact with harmful substance	暴露於有害物質中或接觸有害物質	66		57	
Contact with electricity or electric discharge	觸電或接觸放出的電流	0		0	
Trapped by collapsing or overturning object	受困於倒塌或翻側的物件	1		1	
Struck by falling object	遭墮下的物件撞擊	27		29	
Struck by moving vehicle	遭移動中的車輛撞倒	89	(1)	84	(1)
Contact with moving machinery or object being machined	觸及開動中的機器或觸及以機器製造中的物件	10		1	
Drowning	遇溺	0		0	
Exposure to fire	火警燒傷	0		0	
Exposure to explosion	爆炸受傷	0		0	
Injured by hand tool	被手工具所傷	14		19	
Injured by fall of ground	泥土傾瀉受傷	0		0	
Asphyxiation	窒息	0		0	
Contact with hot surface or substance	觸及灼熱表面或物質	27		20	
Injured by animal	被動物所傷	22		28	
Injured in workplace violence	於工作場所暴力事件中受傷	13		15	
Others	其他類別	46	(8)	52	(6)
TOTAL	總 數	2 329	(11)	2 338	(7)

Notes:

- Occupational injuries (including industrial accidents) are injury cases arising from work accidents, resulting in death or incapacity for work of over three days, and reported under the Employees' Compensation Ordinance.
- Figures in brackets denote the number of fatalities.
- The above injury figures are recorded as at 31 March 2010.

註釋:

- 職業傷亡個案是指根據《僱員補償條例》呈報由工作意外引致死亡或失去工作能力三天以上的受傷個案(包括工業意外個案)。
- 括號內的數字顯示死亡人數。
- 上列傷亡數字為截至2010年3月31日所記錄的數字。



**Industrial Accidents in All Industrial Undertakings
in 2009
- analysed by Industry -**

二零零九年所有工業經營之工業意外個案以行業分析

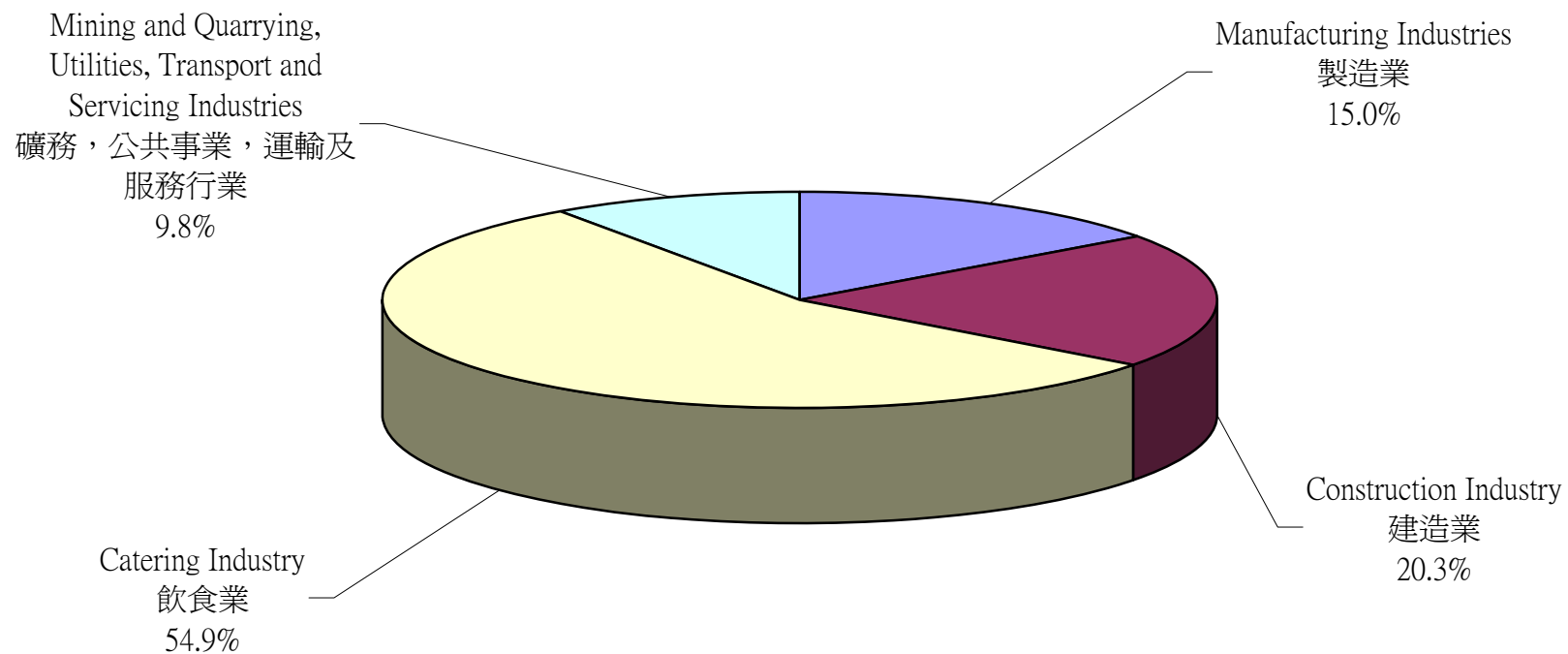
Industries 行 業	2008 二零零八年	2009 二零零九年
I. Manufacturing Industries 製造業	<u>2 467</u> (2)	<u>2 045</u> (1)
7 Major Manufacturing Industries 七大製造業		
Textile 紡織	186	95
Wearing Apparel 衣著	62	37
Electronics 電子	116	78
Metal 五金	78	45
Plastics 塑膠	58	42
Shipbuilding and shiprepairing 造船及修船	78	76
Printing 印刷	251 (1)	185
Other Manufacturing Industries 其他製造業	1 638 (1)	1 487 (1)
II. Construction Industry 建造業	<u>3 033</u> (20)	<u>2 755</u> (19)
III. Catering Industry 飲食業	<u>8 049</u>	<u>7 470</u>
IV. Mining and Quarrying, Utilities, Transport and Servicing Industries 礦務，公共事業，運輸及服務行業	<u>1 383</u> (2)	<u>1 330</u> (1)
TOTAL 總 數	<u>14 932</u> (24)	<u>13 600</u> (21)

- Notes:
- Industrial accidents refer to injuries and deaths arising from industrial activities in industrial undertakings as defined under the Factories and Industrial Undertakings Ordinance.
 - Figures in brackets denote the number of fatalities.
 - The above accident figures are recorded as at 31 March 2010.

- 註釋:
- 工業意外是指在《工廠及工業經營條例》所界定的工業經營內發生的受傷或死亡意外，而這些意外是因工業活動而引致的。
 - 括號內的數字顯示死亡人數。
 - 上列意外數字為截至2010年3月31日所記錄的數字。



二零零九年所有工業經營之工業意外個案以行業分析
Industrial Accidents in All Industrial Undertakings in 2009 -analysed by Industry



- Manufacturing Industries 製造業
- Construction Industry 建造業
- Catering Industry 飲食業
- Mining and Quarrying, Utilities, Transport and Servicing Industries 礦務，公共事業，運輸及服務行業



Industrial Accidents in All Industrial Undertakings in 2009

- analysed by Type of Accident -

二零零九年所有工業經營之工業意外個案以意外類別分析

Type of Accident 意外類別		2008 二零零八年		2009 二零零九年	
Trapped in or between objects	受困於物件之內或物件之間	307		333	
Injured whilst lifting or carrying	提舉或搬運物件時受傷	2 768		2 763	
Slip, trip or fall on same level	滑倒、絆倒或在同一高度跌倒	2 414		2 212	
Fall of person from height	人體從高處墮下	566	(9)	579	(15)
Striking against fixed or stationary object	與固定或不動的物件碰撞	1 442		1 127	
Striking against or struck by moving object	被移動物件或與移動物件碰撞	1 505	(5)	1 242	(2)
Stepping on object	踏在物件上	70		48	
Exposure to or contact with harmful substance	暴露於有害物質中或接觸有害物質	118		97	
Contact with electricity or electric discharge	觸電或接觸放出的電流	22	(5)	12	(1)
Trapped by collapsing or overturning object	受困於倒塌或翻側的物件	13	(2)	2	
Struck by falling object	遭墮下的物件撞擊	204	(1)	175	(1)
Struck by moving vehicle	遭移動中的車輛撞倒	203		151	
Contact with moving machinery or object being machined	觸及開動中的機器或觸及以機器製造中的物件	656		542	(1)
Drowning	遇溺	1	(1)	1	(1)
Exposure to fire	火警燒傷	25	(1)	33	
Exposure to explosion	爆炸受傷	5		6	
Injured by hand tool	被手工具所傷	2 467		2 281	
Injured by fall of ground	泥土傾瀉受傷	2		1	
Asphyxiation	窒息	3		0	
Contact with hot surface or substance	觸及灼熱表面或物質	1 969		1 839	
Injured by animal	被動物所傷	71		59	
Injured in workplace violence	於工作場所暴力事件中受傷	0		0	
Others	其他類別	101		97	
TOTAL	總數	14 932	(24)	13 600	(21)

Notes:

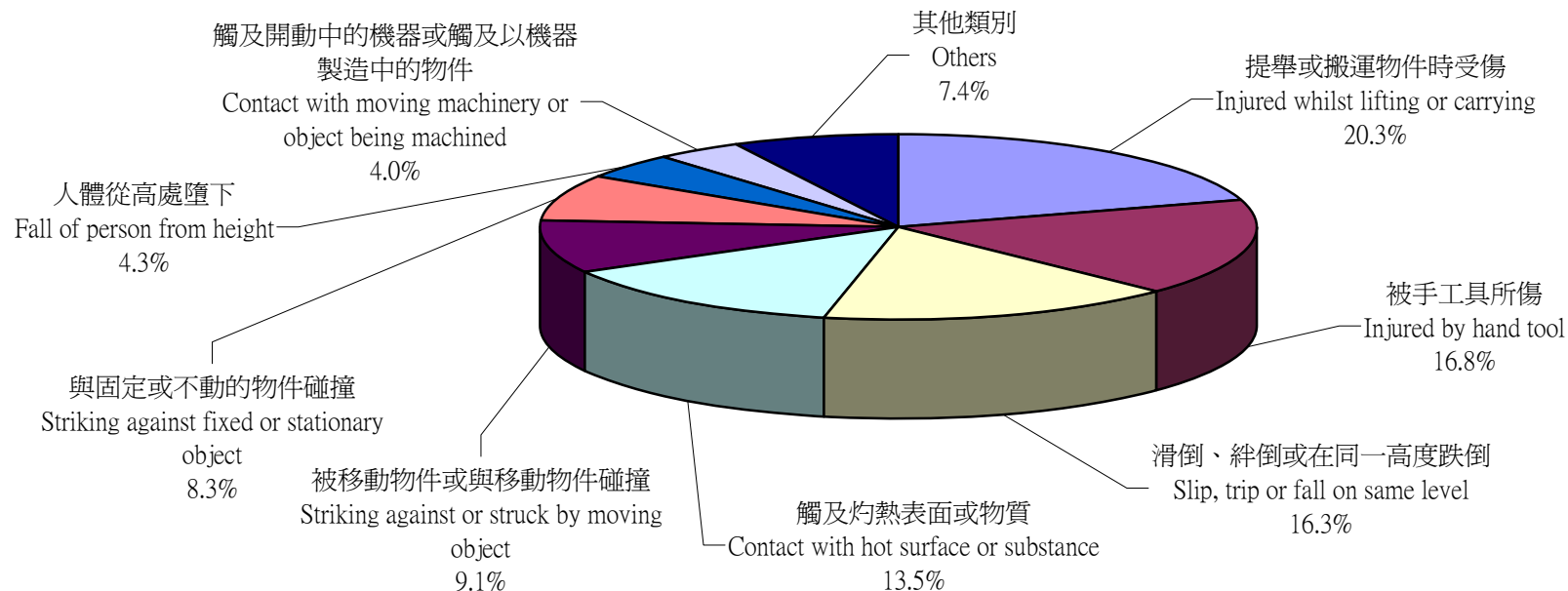
1. Industrial accidents refer to injuries and deaths arising from industrial activities in industrial undertakings as defined under the Factories and Industrial Undertakings Ordinance.
2. Figures in brackets denote the number of fatalities.
3. The above accident figures are recorded as at 31 March 2010.

註釋:

1. 工業意外是指在《工廠及工業經營條例》所界定的工業經營內發生的受傷或死亡意外，而這些意外是因工業活動而引致的。
2. 括號內的數字顯示死亡人數。
3. 上列意外數字為截至2010年3月31日所記錄的數字。



二零零九年所有工業經營之工業意外個案以意外類別分析
Industrial Accidents in All Industrial Undertakings in 2009 -analysed by Type of Accident



- Injured whilst lifting or carrying 提舉或搬運物件時受傷
- Injured by hand tool 被手工具所傷
- Slip, trip or fall on same level 滑倒、絆倒或在同一高度跌倒
- Contact with hot surface or substance 觸及灼熱表面或物質
- Striking against or struck by moving object 被移動物件或與移動物件碰撞
- Striking against fixed or stationary object 與固定或不動的物件碰撞
- Fall of person from height 人體從高處墮下
- Contact with moving machinery or object being machined 觸及開動中的機器或觸及以機器製造中的物件
- Others 其他類別



**Industrial Accidents in Manufacturing Industry
in 2009
- analysed by Type of Accident -**

二零零九年製造業之工業意外個案以意外類別分析

Type of Accident 意外類別		2008 二零零八年	2009 二零零九年
Trapped in or between objects	受困於物件之內或物件之間	92	73
Injured whilst lifting or carrying	提舉或搬運物件時受傷	600	510
Slip, trip or fall on same level	滑倒、絆倒或在同一高度跌倒	377	317
Fall of person from height	人體從高處墮下	65 (1)	53
Striking against fixed or stationary object	與固定或不動的物件碰撞	285	202
Striking against or struck by moving object	被移動物件或與移動物件碰撞	301	250
Stepping on object	踏在物件上	20	12
Exposure to or contact with harmful substance	暴露於有害物質中或接觸有害物質	31	20
Contact with electricity or electric discharge	觸電或接觸放出的電流	1	3 (1)
Trapped by collapsing or overturning object	受困於倒塌或翻側的物件	1	0
Struck by falling object	遭墮下的物件撞擊	32	31
Struck by moving vehicle	遭移動中的車輛撞倒	79	51
Contact with moving machinery or object being machined	觸及開動中的機器或觸及以機器製造中的物件	280	230
Drowning	遇溺	0	0
Exposure to fire	火警燒傷	4 (1)	3
Exposure to explosion	爆炸受傷	2	0
Injured by hand tool	被手工具所傷	168	172
Injured by fall of ground	泥土傾瀉受傷	0	0
Asphyxiation	窒息	0	0
Contact with hot surface or substance	觸及灼熱表面或物質	116	101
Injured by animal	被動物所傷	0	0
Injured in workplace violence	於工作場所暴力事件中受傷	0	0
Others	其他類別	13	17
TOTAL	總 數	2 467 (2)	2 045 (1)

Notes:

- Industrial accidents refer to injuries and deaths arising from industrial activities in industrial undertakings as defined under the Factories and Industrial Undertakings Ordinance.
- Figures in brackets denote the number of fatalities.
- The above accident figures are recorded as at 31 March 2010.

註釋:

- 工業意外是指在《工廠及工業經營條例》所界定的工業經營內發生的受傷或死亡意外，而這些意外是因工業活動而引致的。
- 括號內的數字顯示死亡人數。
- 上列意外數字為截至2010年3月31日所記錄的數字。

**Industrial Accidents in Textile Industry****in 2009****- analysed by Type of Accident -****二零零九年紡織業之工業意外個案以意外類別分析**

Type of Accident 意外類別		2008 二零零八年	2009 二零零九年
Trapped in or between objects	受困於物件之內或物件之間	6	2
Injured whilst lifting or carrying	提舉或搬運物件時受傷	48	22
Slip, trip or fall on same level	滑倒、絆倒或在同一高度跌倒	25	13
Fall of person from height	人體從高處墮下	5	1
Striking against fixed or stationary object	與固定或不動的物件碰撞	17	7
Striking against or struck by moving object	被移動物件或與移動物件碰撞	26	10
Stepping on object	踏在物件上	0	1
Exposure to or contact with harmful substance	暴露於有害物質中或接觸有害物質	3	1
Contact with electricity or electric discharge	觸電或接觸放出的電流	0	1
Trapped by collapsing or overturning object	受困於倒塌或翻側的物件	0	0
Struck by falling object	遭墮下的物件撞擊	2	1
Struck by moving vehicle	遭移動中的車輛撞倒	8	0
Contact with moving machinery or object being machined	觸及開動中的機器或觸及以機器製造中的物件	25	22
Drowning	遇溺	0	0
Exposure to fire	火警燒傷	0	0
Exposure to explosion	爆炸受傷	0	0
Injured by hand tool	被手工具所傷	15	7
Injured by fall of ground	泥土傾瀉受傷	0	0
Asphyxiation	窒息	0	0
Contact with hot surface or substance	觸及灼熱表面或物質	5	5
Injured by animal	被動物所傷	0	0
Injured in workplace violence	於工作場所暴力事件中受傷	0	0
Others	其他類別	1	2
TOTAL	總 數	186	95

Notes:

1. Industrial accidents refer to injuries and deaths arising from industrial activities in industrial undertakings as defined under the Factories and Industrial Undertakings Ordinance.
2. Figures in brackets denote the number of fatalities.
3. The above accident figures are recorded as at 31 March 2010.

註釋:

1. 工業意外是指在《工廠及工業經營條例》所界定的工業經營內發生的受傷或死亡意外，而這些意外是因工業活動而引致的。
2. 括號內的數字顯示死亡人數。
3. 上列意外數字為截至2010年3月31日所記錄的數字。



**Industrial Accidents in Wearing Apparel Industry
in 2009
- analysed by Type of Accident -**

二零零九年衣著行業之工業意外個案以意外類別分析

Type of Accident 意外類別		2008 二零零八年	2009 二零零九年
Trapped in or between objects	受困於物件之內或物件之間	1	1
Injured whilst lifting or carrying	提舉或搬運物件時受傷	16	12
Slip, trip or fall on same level	滑倒、絆倒或在同一高度跌倒	9	5
Fall of person from height	人體從高處墮下	2	1
Striking against fixed or stationary object	與固定或不動的物件碰撞	4	3
Striking against or struck by moving object	被移動物件或與移動物件碰撞	4	3
Stepping on object	踏在物件上	0	0
Exposure to or contact with harmful substance	暴露於有害物質中或接觸有害物質	0	0
Contact with electricity or electric discharge	觸電或接觸放出的電流	0	0
Trapped by collapsing or overturning object	受困於倒塌或翻側的物件	0	0
Struck by falling object	遭墮下的物件撞擊	1	2
Struck by moving vehicle	遭移動中的車輛撞倒	2	0
Contact with moving machinery or object being machined	觸及開動中的機器或觸及以機器製造中的物件	18	8
Drowning	遇溺	0	0
Exposure to fire	火警燒傷	0	0
Exposure to explosion	爆炸受傷	0	0
Injured by hand tool	被手工具所傷	4	2
Injured by fall of ground	泥土傾瀉受傷	0	0
Asphyxiation	窒息	0	0
Contact with hot surface or substance	觸及灼熱表面或物質	1	0
Injured by animal	被動物所傷	0	0
Injured in workplace violence	於工作場所暴力事件中受傷	0	0
Others	其他類別	0	0
TOTAL	總 數	62	37

Notes:

1. Industrial accidents refer to injuries and deaths arising from industrial activities in industrial undertakings as defined under the Factories and Industrial Undertakings Ordinance.
2. Figures in brackets denote the number of fatalities.
3. The above accident figures are recorded as at 31 March 2010.

註釋:

1. 工業意外是指在《工廠及工業經營條例》所界定的工業經營內發生的受傷或死亡意外，而這些意外是因工業活動而引致的。
2. 括號內的數字顯示死亡人數。
3. 上列意外數字為截至2010年3月31日所記錄的數字。



**Industrial Accidents in Electronics Industry
in 2009
- analysed by Type of Accident -**

二零零九年電子業之工業意外個案以意外類別分析

Type of Accident 意外類別		2008 二零零八年	2009 二零零九年
Trapped in or between objects	受困於物件之內或物件之間	6	2
Injured whilst lifting or carrying	提舉或搬運物件時受傷	38	17
Slip, trip or fall on same level	滑倒、絆倒或在同一高度跌倒	14	14
Fall of person from height	人體從高處墮下	2	3
Striking against fixed or stationary object	與固定或不動的物件碰撞	10	7
Striking against or struck by moving object	被移動物件或與移動物件碰撞	11	11
Stepping on object	踏在物件上	0	0
Exposure to or contact with harmful substance	暴露於有害物質中或接觸有害物質	9	5
Contact with electricity or electric discharge	觸電或接觸放出的電流	0	0
Trapped by collapsing or overturning object	受困於倒塌或翻側的物件	0	0
Struck by falling object	遭墮下的物件撞擊	0	1
Struck by moving vehicle	遭移動中的車輛撞倒	5	2
Contact with moving machinery or object being machined	觸及開動中的機器或觸及以機器製造中的物件	15	8
Drowning	遇溺	0	0
Exposure to fire	火警燒傷	0	1
Exposure to explosion	爆炸受傷	0	0
Injured by hand tool	被手工具所傷	3	5
Injured by fall of ground	泥土傾瀉受傷	0	0
Asphyxiation	窒息	0	0
Contact with hot surface or substance	觸及灼熱表面或物質	3	0
Injured by animal	被動物所傷	0	0
Injured in workplace violence	於工作場所暴力事件中受傷	0	0
Others	其他類別	0	2
TOTAL	總 數	116	78

Notes:

1. Industrial accidents refer to injuries and deaths arising from industrial activities in industrial undertakings as defined under the Factories and Industrial Undertakings Ordinance.
2. Figures in brackets denote the number of fatalities.
3. The above accident figures are recorded as at 31 March 2010.

註釋:

1. 工業意外是指在《工廠及工業經營條例》所界定的工業經營內發生的受傷或死亡意外，而這些意外是因工業活動而引致的。
2. 括號內的數字顯示死亡人數。
3. 上列意外數字為截至2010年3月31日所記錄的數字。



Industrial Accidents in Metal Products Industry in 2009

- analysed by Type of Accident -

二零零九年五金製品業之工業意外個案以意外類別分析

Type of Accident 意外類別		2008 二零零八年	2009 二零零九年
Trapped in or between objects	受困於物件之內或物件之間	2	1
Injured whilst lifting or carrying	提舉或搬運物件時受傷	17	16
Slip, trip or fall on same level	滑倒、絆倒或在同一高度跌倒	8	3
Fall of person from height	人體從高處墮下	1	0
Striking against fixed or stationary object	與固定或不動的物件碰撞	14	8
Striking against or struck by moving object	被移動物件或與移動物件碰撞	14	8
Stepping on object	踏在物件上	1	1
Exposure to or contact with harmful substance	暴露於有害物質中或接觸有害物質	2	0
Contact with electricity or electric discharge	觸電或接觸放出的電流	0	0
Trapped by collapsing or overturning object	受困於倒塌或翻側的物件	0	0
Struck by falling object	遭墮下的物件撞擊	1	0
Struck by moving vehicle	遭移動中的車輛撞倒	1	0
Contact with moving machinery or object being machined	觸及開動中的機器或觸及以機器製造中的物件	9	6
Drowning	遇溺	0	0
Exposure to fire	火警燒傷	0	0
Exposure to explosion	爆炸受傷	0	0
Injured by hand tool	被手工具所傷	6	2
Injured by fall of ground	泥土傾瀉受傷	0	0
Asphyxiation	窒息	0	0
Contact with hot surface or substance	觸及灼熱表面或物質	0	0
Injured by animal	被動物所傷	0	0
Injured in workplace violence	於工作場所暴力事件中受傷	0	0
Others	其他類別	2	0
TOTAL	總 數	78	45

Notes:

1. Industrial accidents refer to injuries and deaths arising from industrial activities in industrial undertakings as defined under the Factories and Industrial Undertakings Ordinance.
2. Figures in brackets denote the number of fatalities.
3. The above accident figures are recorded as at 31 March 2010.

註釋:

1. 工業意外是指在《工廠及工業經營條例》所界定的工業經營內發生的受傷或死亡意外，而這些意外是因工業活動而引致的。
2. 括號內的數字顯示死亡人數。
3. 上列意外數字為截至2010年3月31日所記錄的數字。



**Industrial Accidents in Plastics Industry
in 2009**

- analysed by Type of Accident -

二零零九年塑膠業之工業意外個案以意外類別分析

Type of Accident 意外類別		2008 二零零八年	2009 二零零九年
Trapped in or between objects	受困於物件之內或物件之間	1	1
Injured whilst lifting or carrying	提舉或搬運物件時受傷	6	7
Slip, trip or fall on same level	滑倒、絆倒或在同一高度跌倒	4	6
Fall of person from height	人體從高處墮下	3	2
Striking against fixed or stationary object	與固定或不動的物件碰撞	4	0
Striking against or struck by moving object	被移動物件或與移動物件碰撞	9	10
Stepping on object	踏在物件上	0	1
Exposure to or contact with harmful substance	暴露於有害物質中或接觸有害物質	2	0
Contact with electricity or electric discharge	觸電或接觸放出的電流	0	0
Trapped by collapsing or overturning object	受困於倒塌或翻側的物件	0	0
Struck by falling object	遭墮下的物件撞擊	1	2
Struck by moving vehicle	遭移動中的車輛撞倒	4	0
Contact with moving machinery or object being machined	觸及開動中的機器或觸及以機器製造中的物件	17	7
Drowning	遇溺	0	0
Exposure to fire	火警燒傷	0	0
Exposure to explosion	爆炸受傷	0	0
Injured by hand tool	被手工具所傷	3	4
Injured by fall of ground	泥土傾瀉受傷	0	0
Asphyxiation	窒息	0	0
Contact with hot surface or substance	觸及灼熱表面或物質	2	2
Injured by animal	被動物所傷	0	0
Injured in workplace violence	於工作場所暴力事件中受傷	0	0
Others	其他類別	2	0
TOTAL	總 數	58	42

Notes:

1. Industrial accidents refer to injuries and deaths arising from industrial activities in industrial undertakings as defined under the Factories and Industrial Undertakings Ordinance.
2. Figures in brackets denote the number of fatalities.
3. The above accident figures are recorded as at 31 March 2010.

註釋:

1. 工業意外是指在《工廠及工業經營條例》所界定的工業經營內發生的受傷或死亡意外，而這些意外是因工業活動而引致的。
2. 括號內的數字顯示死亡人數。
3. 上列意外數字為截至2010年3月31日所記錄的數字。



Industrial Accidents in Shipbuilding and Shiprepairing Industry in 2009

- analysed by Type of Accident -

二零零九年造船及修船業之工業意外個案以意外類別分析

Type of Accident 意外類別		2008 二零零八年	2009 二零零九年
Trapped in or between objects	受困於物件之內或物件之間	1	4
Injured whilst lifting or carrying	提舉或搬運物件時受傷	5	13
Slip, trip or fall on same level	滑倒、絆倒或在同一高度跌倒	16	12
Fall of person from height	人體從高處墮下	5	7
Striking against fixed or stationary object	與固定或不動的物件碰撞	15	10
Striking against or struck by moving object	被移動物件或與移動物件碰撞	19	15
Stepping on object	踏在物件上	1	0
Exposure to or contact with harmful substance	暴露於有害物質中或接觸有害物質	0	0
Contact with electricity or electric discharge	觸電或接觸放出的電流	0	0
Trapped by collapsing or overturning object	受困於倒塌或翻側的物件	0	0
Struck by falling object	遭墮下的物件撞擊	3	1
Struck by moving vehicle	遭移動中的車輛撞倒	1	0
Contact with moving machinery or object being machined	觸及開動中的機器或觸及以機器製造中的物件	6	4
Drowning	遇溺	0	0
Exposure to fire	火警燒傷	0	0
Exposure to explosion	爆炸受傷	0	0
Injured by hand tool	被手工具所傷	5	8
Injured by fall of ground	泥土傾瀉受傷	0	0
Asphyxiation	窒息	0	0
Contact with hot surface or substance	觸及灼熱表面或物質	1	2
Injured by animal	被動物所傷	0	0
Injured in workplace violence	於工作場所暴力事件中受傷	0	0
Others	其他類別	0	0
TOTAL	總 數	78	76

Notes:

1. Industrial accidents refer to injuries and deaths arising from industrial activities in industrial undertakings as defined under the Factories and Industrial Undertakings Ordinance.
2. Figures in brackets denote the number of fatalities.
3. The above accident figures are recorded as at 31 March 2010.

註釋:

1. 工業意外是指在《工廠及工業經營條例》所界定的工業經營內發生的受傷或死亡意外，而這些意外是因工業活動而引致的。
2. 括號內的數字顯示死亡人數。
3. 上列意外數字為截至2010年3月31日所記錄的數字。



**Industrial Accidents in Printing Industry
in 2009
- analysed by Type of Accident -**

二零零九年印刷業之工業意外個案以意外類別分析

Type of Accident 意外類別		2008 二零零八年	2009 二零零九年
Trapped in or between objects	受困於物件之內或物件之間	7	7
Injured whilst lifting or carrying	提舉或搬運物件時受傷	64	39
Slip, trip or fall on same level	滑倒、絆倒或在同一高度跌倒	30	20
Fall of person from height	人體從高處墮下	5	3
Striking against fixed or stationary object	與固定或不動的物件碰撞	35	29
Striking against or struck by moving object	被移動物件或與移動物件碰撞	26	11
Stepping on object	踏在物件上	0	1
Exposure to or contact with harmful substance	暴露於有害物質中或接觸有害物質	1	1
Contact with electricity or electric discharge	觸電或接觸放出的電流	0	0
Trapped by collapsing or overturning object	受困於倒塌或翻側的物件	0	0
Struck by falling object	遭墮下的物件撞擊	0	0
Struck by moving vehicle	遭移動中的車輛撞倒	5	3
Contact with moving machinery or object being machined	觸及開動中的機器或觸及以機器製造中的物件	55	55
Drowning	遇溺	0	0
Exposure to fire	火警燒傷	2	0
Exposure to explosion	爆炸受傷	0	0
Injured by hand tool	被手工具所傷	17	14
Injured by fall of ground	泥土傾瀉受傷	0	0
Asphyxiation	窒息	0	0
Contact with hot surface or substance	觸及灼熱表面或物質	2	1
Injured by animal	被動物所傷	0	0
Injured in workplace violence	於工作場所暴力事件中受傷	0	0
Others	其他類別	2	1
TOTAL	總 數	251	185

Notes:

1. Industrial accidents refer to injuries and deaths arising from industrial activities in industrial undertakings as defined under the Factories and Industrial Undertakings Ordinance.
2. Figures in brackets denote the number of fatalities.
3. The above accident figures are recorded as at 31 March 2010.

註釋:

1. 工業意外是指在《工廠及工業經營條例》所界定的工業經營內發生的受傷或死亡意外，而這些意外是因工業活動而引致的。
2. 括號內的數字顯示死亡人數。
3. 上列意外數字為截至2010年3月31日所記錄的數字。



**Industrial Accidents in Construction Industry
in 2009
- analysed by Type of Accident -**

二零零九年建造業之工業意外個案以意外類別分析

Type of Accident 意外類別		2008 二零零八年	2009 二零零九年
Trapped in or between objects	受困於物件之內或物件之間	67	93
Injured whilst lifting or carrying	提舉或搬運物件時受傷	592	576
Slip, trip or fall on same level	滑倒、絆倒或在同一高度跌倒	576	513
Fall of person from height	人體從高處墮下	388 (8)	397 (15)
Striking against fixed or stationary object	與固定或不動的物件碰撞	281	219
Striking against or struck by moving object	被移動物件或與移動物件碰撞	517 (4)	424 (2)
Stepping on object	踏在物件上	22	19
Exposure to or contact with harmful substance	暴露於有害物質中或接觸有害物質	24	8
Contact with electricity or electric discharge	觸電或接觸放出的電流	19 (5)	5
Trapped by collapsing or overturning object	受困於倒塌或翻側的物件	10 (2)	0
Struck by falling object	遭墮下的物件撞擊	101 (1)	87 (1)
Struck by moving vehicle	遭移動中的車輛撞倒	25	17
Contact with moving machinery or object being machined	觸及開動中的機器或觸及以機器製造中的物件	246	199
Drowning	遇溺	0	1 (1)
Exposure to fire	火警燒傷	11	8
Exposure to explosion	爆炸受傷	1	4
Injured by hand tool	被手工具所傷	97	137
Injured by fall of ground	泥土傾瀉受傷	2	1
Asphyxiation	窒息	3	0
Contact with hot surface or substance	觸及灼熱表面或物質	22	21
Injured by animal	被動物所傷	0	0
Injured in workplace violence	於工作場所暴力事件中受傷	0	0
Others	其他類別	29	26
TOTAL	總 數	3 033 (20)	2 755 (19)

Notes:

1. Industrial accidents refer to injuries and deaths arising from industrial activities in industrial undertakings as defined under the Factories and Industrial Undertakings Ordinance.
2. Figures in brackets denote the number of fatalities.
3. The above accident figures are recorded as at 31 March 2010.

註釋:

1. 工業意外是指在《工廠及工業經營條例》所界定的工業經營內發生的受傷或死亡意外，而這些意外是因工業活動而引致的。
2. 括號內的數字顯示死亡人數。
3. 上列意外數字為截至2010年3月31日所記錄的數字。



**Industrial Accidents in Catering Industry
in 2009**

- analysed by Type of Accident -

二零零九年飲食業之工業意外個案以意外類別分析

Type of Accident 意外類別		2008 二零零八年	2009 二零零九年
Trapped in or between objects	受困於物件之內或物件之間	88	102
Injured whilst lifting or carrying	提舉或搬運物件時受傷	1 155	1 251
Slip, trip or fall on same level	滑倒、絆倒或在同一高度跌倒	1 261	1 192
Fall of person from height	人體從高處墮下	54	58
Striking against fixed or stationary object	與固定或不動的物件碰撞	751	567
Striking against or struck by moving object	被移動物件或與移動物件碰撞	407	338
Stepping on object	踏在物件上	12	5
Exposure to or contact with harmful substance	暴露於有害物質中或接觸有害物質	57	61
Contact with electricity or electric discharge	觸電或接觸放出的電流	1	4
Trapped by collapsing or overturning object	受困於倒塌或翻側的物件	0	0
Struck by falling object	遭墮下的物件撞擊	44	31
Struck by moving vehicle	遭移動中的車輛撞倒	35	36
Contact with moving machinery or object being machined	觸及開動中的機器或觸及以機器製造中的物件	100	93
Drowning	遇溺	0	0
Exposure to fire	火警燒傷	7	21
Exposure to explosion	爆炸受傷	0	1
Injured by hand tool	被手工具所傷	2 151	1 911
Injured by fall of ground	泥土傾瀉受傷	0	0
Asphyxiation	窒息	0	0
Contact with hot surface or substance	觸及灼熱表面或物質	1 814	1 702
Injured by animal	被動物所傷	71	59
Injured in workplace violence	於工作場所暴力事件中受傷	0	0
Others	其他類別	41	38
TOTAL	總 數	8 049	7 470

Notes:

1. Industrial accidents refer to injuries and deaths arising from industrial activities in industrial undertakings as defined under the Factories and Industrial Undertakings Ordinance.
2. Figures in brackets denote the number of fatalities.
3. The above accident figures are recorded as at 31 March 2010.

註釋:

1. 工業意外是指在《工廠及工業經營條例》所界定的工業經營內發生的受傷或死亡意外，而這些意外是因工業活動而引致的。
2. 括號內的數字顯示死亡人數。
3. 上列意外數字為截至2010年3月31日所記錄的數字。



Statistics of Confirmed Occupational Diseases (excluding Silicosis, Asbestosis, Mesothelioma, Occupational Deafness and Gas Poisoning) by Industry in 2009

二零零九年各行業中經證實為職業病的個案數字統計(矽肺病、石棉沉着病、間皮瘤、職業性失聰及氣體中毒除外)

Industries 行業	Occupational Disease Codes (2008)						Occupational Disease Codes (2009)					
	職業病譯碼(二零零八年)						職業病譯碼(二零零九年)					
	3	8	14	16	40	Total 總數	3	8	14	16	40	Total 總數
Agriculture and Fishing 農業及捕魚業	0	0	0	0	0	0	0	0	0	0	0	0
Mining and Quarrying 採礦及採石業	0	0	0	0	0	0	0	0	0	0	0	0
Manufacturing 製造業	0	3	0	0	1	4	0	3	0	0	0	3
Electricity and Gas 電力及燃氣業	0	0	0	0	0	0	0	0	0	0	0	0
Construction Sites 建築地盤	0	2	0	0	0	2	1	0	0	0	3	4
Wholesales, Retail and Import/Export Trades, Restaurants & Hotels 批發、零售、進出口貿易、飲食及酒店	0	12	0	2	0	14	0	10	0	0	2	12
Transport, Storage and Communications 運輸、倉庫及通訊業	0	1	0	1	0	2	0	4	0	0	0	4
Financing, Insurance, Real Estate and Business Services 金融、保險、地產及商用服務業	0	2	0	0	0	2	0	1	0	0	0	1
Community, Social & Personal Services 社區、社會及個人服務業	0	20	25	0	2	47	0	21	18	0	5	44
Total 總數	0	40	25	3	3	71	1	39	18	0	10	68

Occupational Disease Codes

3 = Compressed Air Illness
8 = Tenosynovitis of Hand or Forearm
14 = Tuberculosis
16 = *Streptococcus suis* Infection
40 = Occupational Dermatitis

職業病譯碼

3 = 氣壓病
8 = 手部或前臂腱鞘炎
14 = 結核病
16 = 豬型鏈球菌感染
40 = 職業性皮膚炎

Notes:

- 1) For information on silicosis, asbestosis and mesothelioma, please refer to the Pneumoconiosis Compensation Fund Board.
- 2) For information on occupational deafness, please refer to the Occupational Deafness Compensation Board.

附註：

- 1) 有關矽肺病、石棉沉着病及間皮瘤，請參考肺塵埃沉着病補償基金委員會所發表的資料。
- 2) 有關職業性失聰，請參考職業性失聰補償管理局所發表的資料。



Number of Confirmed Occupational Diseases in 2009

二零零九年經證實為職業病的個案數字

Occupational Disease 職業病	2008 二零零八年	2009 二零零九年
Silicosis 矽肺病	65	86
Occupational Deafness 職業性失聰	58	77
Tenosynovitis of the Hand or Forearm 手部或前臂腱鞘炎	40	39
Tuberculosis 結核病	25	18
Gas Poisoning 氣體中毒 ¹	4 (4)	17 (5)
Mesothelioma 間皮瘤 ²	1	15
Occupational Dermatitis 職業性皮膚炎	3	10
Asbestosis 石棉沉着病	5	5
Compressed Air Illness 氣壓病	0	1
<i>Streptococcus suis</i> Infection 豬型鏈球菌感染	3	0
Total 總數	204	268

Notes:

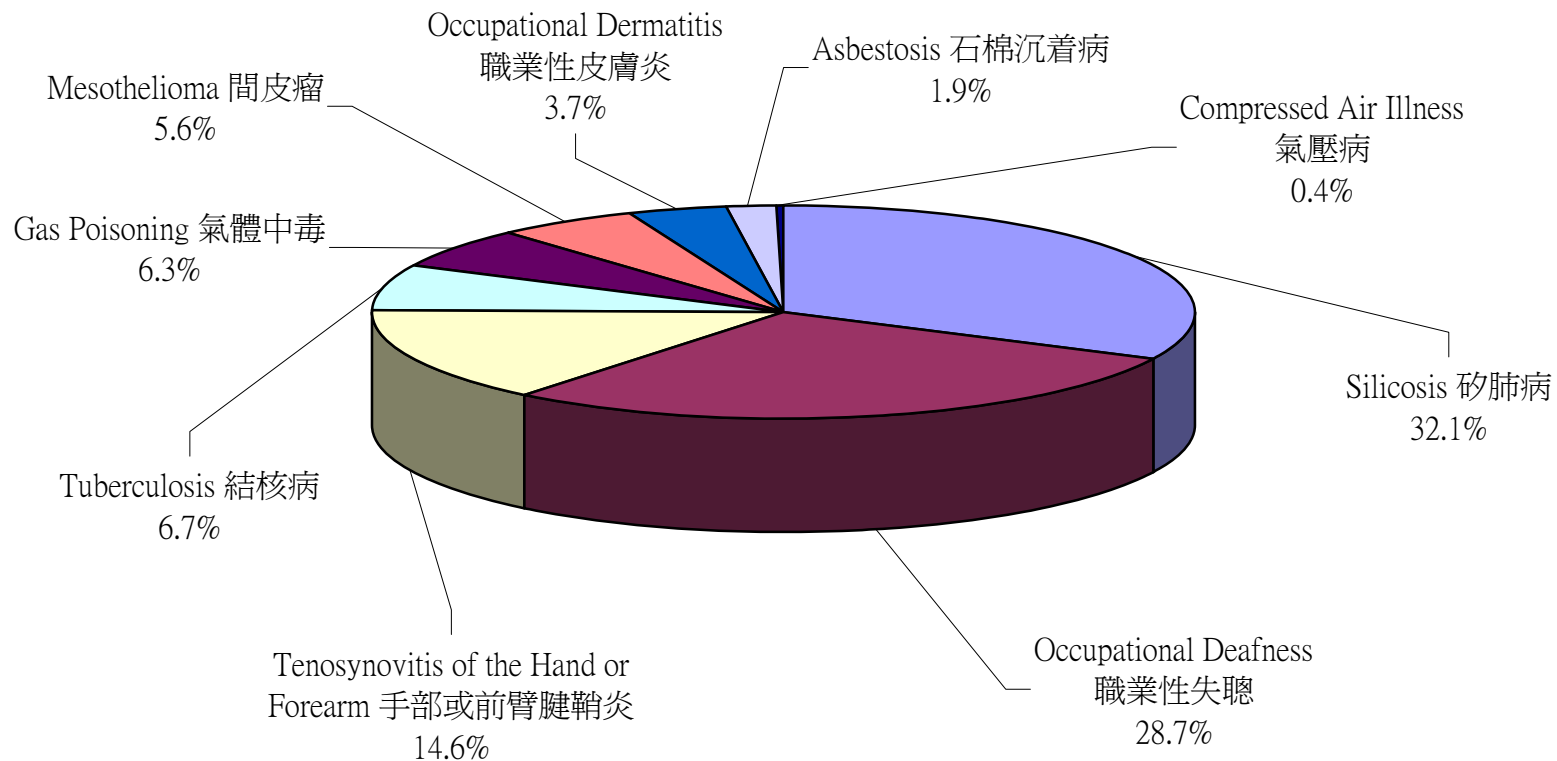
1. The figure in bracket denotes the number of incidents.
2. Mesothelioma was prescribed as a new occupational disease under the Pneumoconiosis and Mesothelioma (Compensation) Ordinance in April 2008.

附註：

1. 括號中的數字為事件次數。
2. 在2008年4月，間皮瘤被列入《肺塵埃沉着病及間皮瘤(補償)條例》為新的職業病。



二零零九年經證實為職業病的個案數字
Number of Confirmed Occupational Diseases in 2009



- | | |
|---|-----------------------------|
| Silicosis 矽肺病 | Occupational Deafness 職業性失聰 |
| Tenosynovitis of the Hand or Forearm 手部或前臂腱鞘炎 | Tuberculosis 結核病 |
| Gas Poisoning 氣體中毒 | Mesothelioma 間皮瘤 |
| Occupational Dermatitis 職業性皮膚炎 | Asbestosis 石棉沉着病 |
| Compressed Air Illness 氣壓病 | |



Industrial Accidents in Construction Industry (2000 - 2009) 建造業之工業意外數字 (2000 - 2009)

	2000	2001	2002	2003	2004	2005	2006	2007	2008	2009
No. of Accidents 意外數目	11 925	9 206	6 239	4 367	3 833	3 548	3 400	3 042	3 033	2 755
No. of Fatalities 致命意外數目	29	28	24	25	17	25	16	19	20	19
Employment Size 受僱人數	79 599	80 302	73 223	64 112	63 520	59 266	52 865	50 185	49 422	50 501
Acc. rate/1 000 Workers 每1 000工人計的意外率	149.8	114.6	85.2	68.1	60.3	59.9	64.3	60.6	61.4	54.6
Fatality rate/1 000 Workers 每1 000工人計的致命意外率	0.364	0.349	0.328	0.390	0.268	0.422	0.303	0.379	0.405	0.376

Notes:

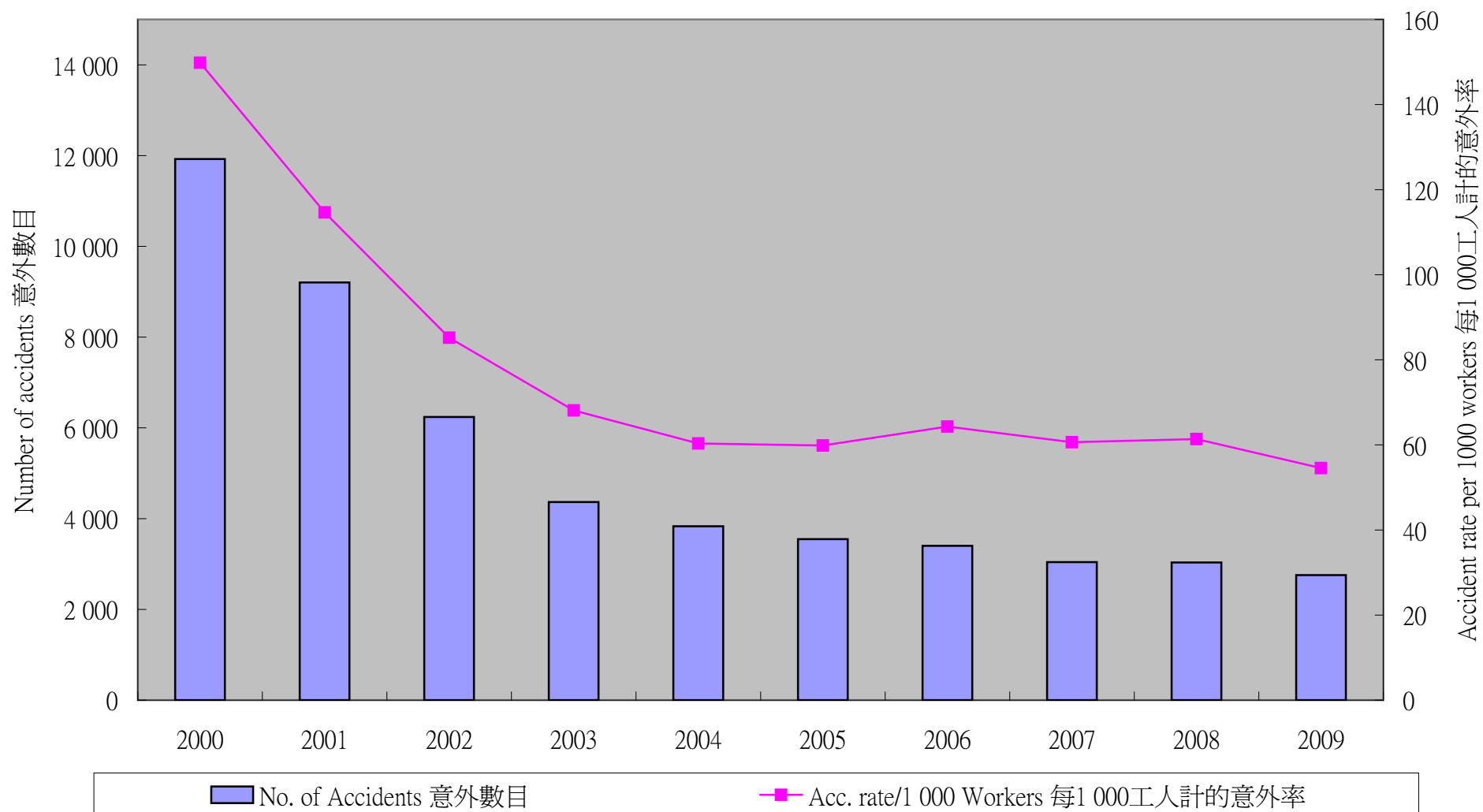
1. Accident figures are compiled based on Hong Kong Standard Industrial Classification (HSIC) Version 1.1.
2. Employment size only covers manual workers on construction sites.
3. Employment size for calculating the accident rate per 1 000 workers are based on the *Quarterly Report of Employment and Vacancies Statistics* published by the Census and Statistics Department (C&SD). Since 2009, the Quarterly Survey of Employment and Vacancies (SEV) conducted by the C&SD has been enhanced to adopt the Hong Kong Standard Industrial Classification (HSIC) Version 2.0 to replace the HSIC Version 1.1 in compiling the statistics on the number of establishments, persons engaged and vacancies. Hence, the employment size in 2009 are in HSIC Version 2.0.
4. The SEV coverage for Construction Industry under HSIC Version 1.1 and HSIC Version 2.0 are the same.

註釋:

1. 意外數字是根據《香港標準行業分類1.1版》編製。
2. 受僱人數只包括在建築地盤工作的工人。
3. 用以計算每1 000名工人計意外率之受僱人數資料源自政府統計處發表的《就業及空缺按季統計報告》。由2009年開始，政府統計處所進行的「僱傭及職位空缺按季統計調查」已採用《香港標準行業分類2.0版》編製機構單位數目、就業人數及職位空缺數目的統計數字，以取替沿用的《香港標準行業分類1.1版》。因此，2009年的受僱人數是按《香港標準行業分類2.0版》編製。
4. 「僱傭及職位空缺按季統計調查」中的建造業在《香港標準行業分類1.1版》和《香港標準行業分類2.0版》的涵蓋範圍是相同。



建造業之工業意外數字(2000 - 2009)
Industrial Accidents in Construction Industry (2000 - 2009)





Industrial Accidents in Catering Industry (2000 - 2009) 飲食業之工業意外數字 (2000 - 2009)

	2000	2001	2002	2003	2004	2005	2006	2007	2008	2009
No. of Accidents 意外數目	12 621	11 914	10 149	8 527	9 410	8 902	9 294	8 876	8 049	7 470
No. of Fatalities 致命意外數目	2	0	0	0	0	0	0	0	0	0
Employment Size 受僱人數	190 685	193 881	185 395	171 999	182 791	188 157	196 935	204 020	207 735	N/A
Acc. rate/1 000 Workers 每1 000工人計的意外率	66.2	61.5	54.7	49.6	51.5	47.3	47.2	43.5	38.7	N/A
Fatality rate/1 000 Workers 每1 000工人計的致命意外率	0.010	0.000	0.000	0.000	0.000	0.000	0.000	0.000	0.000	N/A

Notes:

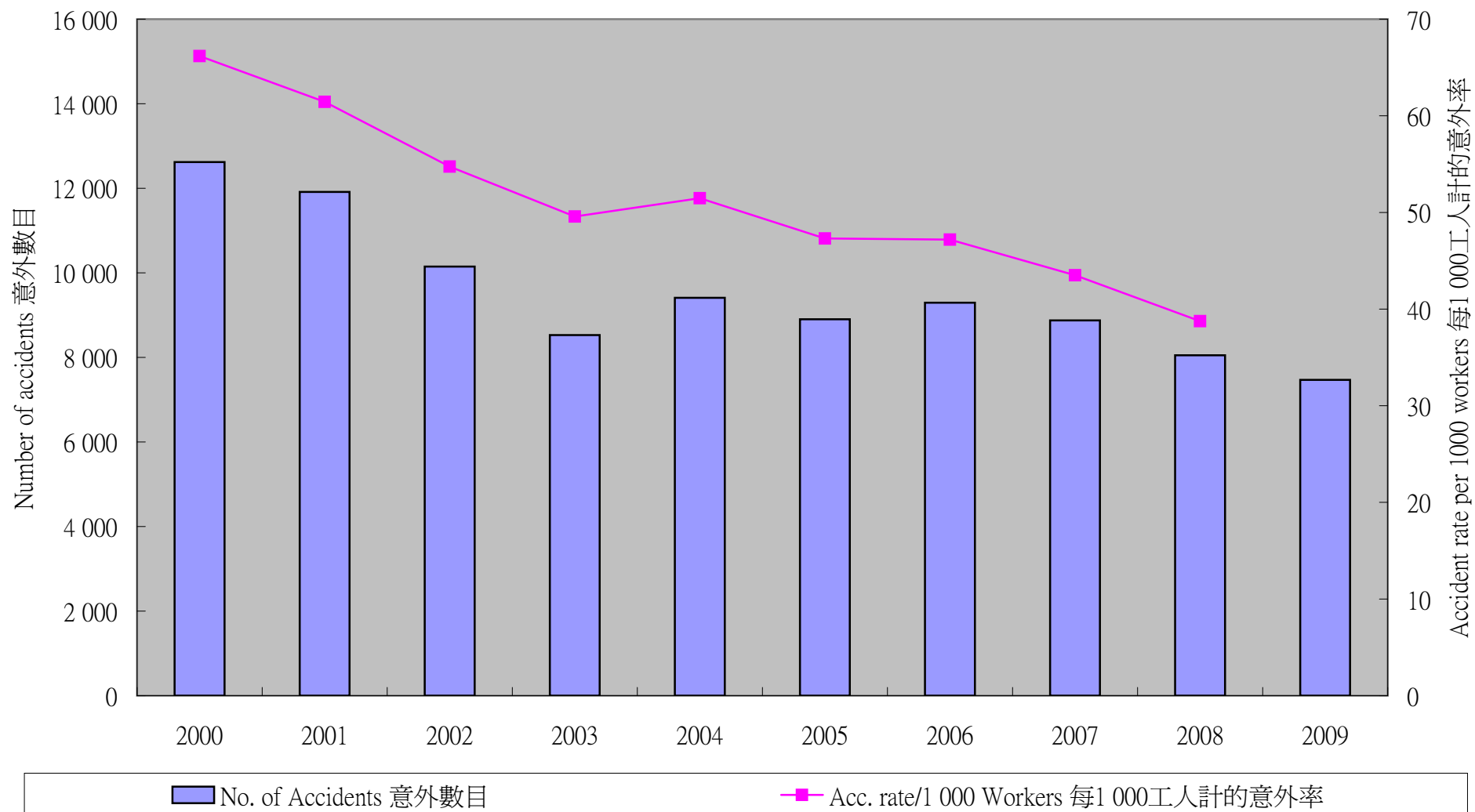
1. Accident figures are compiled based on Hong Kong Standard Industrial Classification (HSIC) Version 1.1.
2. Employment size for calculating the accident rate per 1 000 workers are based on the *Quarterly Report of Employment and Vacancies Statistics* published by the Census and Statistics Department (C&SD). Since 2009, the Quarterly Survey of Employment and Vacancies (SEV) conducted by the C&SD has been enhanced to adopt the Hong Kong Standard Industrial Classification (HSIC) Version 2.0 to replace the HSIC Version 1.1 in compiling the statistics on the number of establishments, persons engaged and vacancies. Hence, the employment size in 2009 are in HSIC Version 2.0.
3. Due to the changes in coverage of individual industries (except Construction Industry) in HSIC Version 2.0, their employment size under HSIC Version 1.1 are no longer available in the *Quarterly Report of Employment and Vacancies Statistics*. Hence, the employment size and accident rate of catering industry under HSIC Version 1.1 in 2009 are not available.
4. N/A means not available.

註釋:

1. 意外數字是根據《香港標準行業分類1.1版》編製。
2. 用以計算每1 000名工人計意外率之受僱人數資料源自政府統計處發表的《就業及空缺按季統計報告》。由2009年開始，政府統計處所進行的「僱傭及職位空缺按季統計調查」已採用《香港標準行業分類2.0版》編製機構單位數目、就業人數及職位空缺數目的統計數字，以取替沿用的《香港標準行業分類1.1版》。因此，2009年的受僱人數是按《香港標準行業分類2.0版》編製。
3. 由於《香港標準行業分類2.0版》改變了個別行業涵蓋範圍（建造業除外），《就業及空缺按季統計報告》不再發佈以《香港標準行業分類1.1版》編製的受僱人數。因此，在2009年按《香港標準行業分類1.1版》所編製的飲食業受僱人數及意外率均未能提供。
4. N/A是指未能提供。



飲食業之工業意外數字(2000 - 2009)
Industrial Accidents in Catering Industry (2000 - 2009)





Industrial Accidents in Manufacturing Industry (2000 - 2009) 製造業之工業意外數字 (2000 - 2009)

	2000	2001	2002	2003	2004	2005	2006	2007	2008	2009
No. of Accidents 意外數目	5 436	4 385	3 636	2 719	2 936	2 912	2 949	2 735	2 467	2 045
No. of Fatalities 致命意外數目	3	3	0	2	2	0	6	3	2	1
Employment Size 受僱人數	232 039	211 995	193 013	173 133	167 952	164 668	160 505	157 001	151 618	N/A
Acc. rate/1 000 Workers 每1 000工人計的意外率	23.4	20.7	18.8	15.7	17.5	17.7	18.4	17.4	16.3	N/A
Fatality rate/1 000 Workers 每1 000工人計的致命意外率	0.013	0.014	0.000	0.012	0.012	0.000	0.037	0.019	0.013	N/A

Notes:

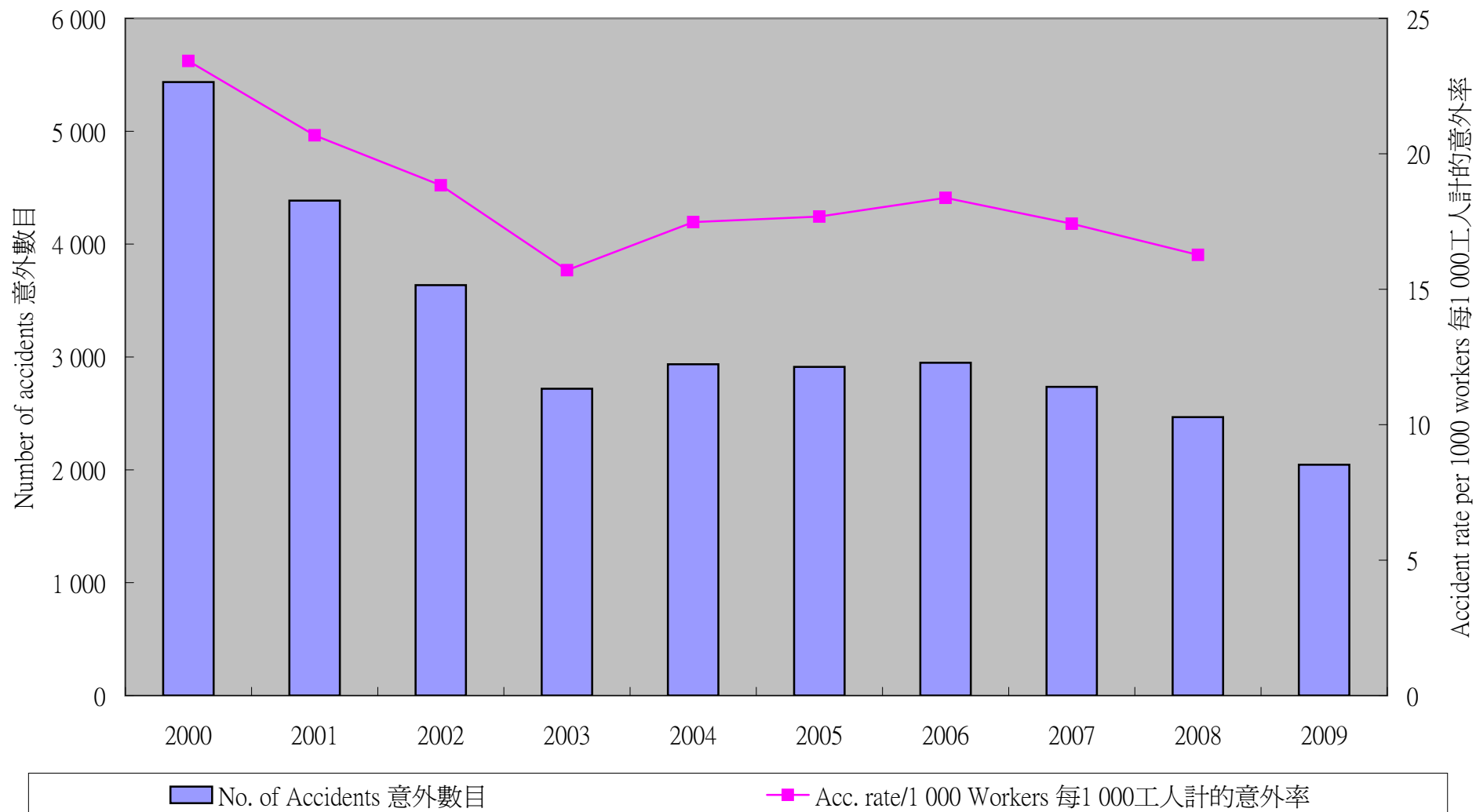
1. Accident figures are compiled based on Hong Kong Standard Industrial Classification (HSIC) Version 1.1.
2. Employment size for calculating the accident rate per 1 000 workers are based on the *Quarterly Report of Employment and Vacancies Statistics* published by the Census and Statistics Department (C&SD). Since 2009, the Quarterly Survey of Employment and Vacancies (SEV) conducted by the C&SD has been enhanced to adopt the Hong Kong Standard Industrial Classification (HSIC) Version 2.0 to replace the HSIC Version 1.1 in compiling the statistics on the number of establishments, persons engaged and vacancies. Hence, the employment size in 2009 are in HSIC Version 2.0.
3. Due to the changes in coverage of individual industries (except Construction Industry) in HSIC Version 2.0, their employment size under HSIC Version 1.1 are no longer available in the *Quarterly Report of Employment and Vacancies Statistics*. Hence, the employment size and accident rate of manufacturing industry under HSIC Version 1.1 in 2009 are not available.
4. N/A means not available.

註釋:

1. 意外數字是根據《香港標準行業分類1.1版》編製。
2. 用以計算每1 000名工人計意外率之受僱人數資料源自政府統計處發表的《**就業及空缺按季統計報告**》。由2009年開始，政府統計處所進行的「僱傭及職位空缺按季統計調查」已採用《香港標準行業分類2.0版》編製機構單位數目、就業人數及職位空缺數目的統計數字，以取替沿用的《香港標準行業分類1.1版》。因此，2009年的受僱人數是按《香港標準行業分類2.0版》編製。
3. 由於《香港標準行業分類2.0版》改變了個別行業涵蓋範圍（建造業除外），《**就業及空缺按季統計報告**》不再發佈以《香港標準行業分類1.1版》編製的受僱人數。因此，在2009年按《香港標準行業分類1.1版》所編製的製造業受僱人數及意外率均未能提供。
4. N/A是指未能提供。



製造業之工業意外數字(2000 - 2009)
Industrial Accidents in Manufacturing Industry (2000 - 2009)





Industrial Accidents in Major Industries (2000 - 2009) 主要行業之工業意外數字 (2000 - 2009)

	2000	2001	2002	2003	2004	2005	2006	2007	2008	2009
No. of Accidents 意外數目										
Construction Industry 建造業	11 925	9 206	6 239	4 367	3 833	3 548	3 400	3 042	3 033	2 755
Catering Industry 飲食業	12 621	11 914	10 149	8 527	9 410	8 902	9 294	8 876	8 049	7 470
Manufacturing Industry 製造業	5 436	4 385	3 636	2 719	2 936	2 912	2 949	2 735	2 467	2 045
Acc. Rate/1 000 Workers 每1 000工人計的意外率										
Construction Industry 建造業	149.8	114.6	85.2	68.1	60.3	59.9	64.3	60.6	61.4	54.6
Catering Industry 飲食業	66.2	61.5	54.7	49.6	51.5	47.3	47.2	43.5	38.7	N/A
Manufacturing Industry 製造業	23.4	20.7	18.8	15.7	17.5	17.7	18.4	17.4	16.3	N/A

Notes:

- Accident figures are compiled based on Hong Kong Standard Industrial Classification (HSIC) Version 1.1.
- Employment size for calculating the accident rate per 1 000 workers are based on the *Quarterly Report of Employment and Vacancies Statistics* published by the Census and Statistics Department (C&SD). Since 2009, the Quarterly Survey of Employment and Vacancies (SEV) conducted by the C&SD has been enhanced to adopt the Hong Kong Standard Industrial Classification (HSIC) Version 2.0 to replace the HSIC Version 1.1 in compiling the statistics on the number of establishments, persons engaged and vacancies. Hence, the employment size in 2009 are in HSIC Version 2.0.
- Due to the changes in coverage of individual industries (except Construction Industry) in HSIC Version 2.0, their employment size under HSIC Version 1.1 are no longer available in the *Quarterly Report of Employment and Vacancies Statistics*. Hence, the accident rates of catering industry and manufacturing industry under HSIC Version 1.1 in 2009 are not available.
- The SEV coverage for Construction Industry under HSIC Version 1.1 and HSIC Version 2.0 are the same.
- N/A means not available.

註釋:

- 意外數字是根據《香港標準行業分類1.1版》編製。
- 用以計算每1 000名工人計意外率之受僱人數資料源自政府統計處發表的《就業及空缺按季統計報告》。由2009年開始，政府統計處所進行的「僱傭及職位空缺按季統計調查」已採用《香港標準行業分類2.0版》編製機構單位數目、就業人數及職位空缺數目的統計數字，以取替沿用的《香港標準行業分類1.1版》。因此，2009年的受僱人數是按《香港標準行業分類2.0版》編製。
- 由於《香港標準行業分類2.0版》改變了個別行業涵蓋範圍（建造業除外），《就業及空缺按季統計報告》不再發佈以《香港標準行業分類1.1版》編製的受僱人數。因此，在2009年按《香港標準行業分類1.1版》所編製的飲食業及製造業意外率均未能提供。
- 「僱傭及職位空缺按季統計調查」中的建造業在《香港標準行業分類1.1版》和《香港標準行業分類2.0版》的涵蓋範圍是相同。
- N/A是指未能提供。



Industrial Accidents in All Industries (2000 - 2009) 所有行業之工業意外數字(2000 - 2009)

	2000	2001	2002	2003	2004	2005	2006	2007	2008	2009
No. of Accidents 意外數目	33 652	28 518	22 453	17 249	17 533	16 917	17 286	16 117	14 932	13 600
No. of Fatalities 致命意外數目	43	34	25	28	24	29	26	25	24	21
Employment Size 受僱人數	651 441	638 978	600 781	550 655	556 572	552 160	549 109	550 121	549 866	N/A
Acc. rate/1 000 Workers 每1 000工人計的意外率	51.7	44.6	37.4	31.3	31.5	30.6	31.5	29.3	27.2	N/A
Fatality rate/1 000 Workers 每1 000工人計的致命意外率	0.066	0.053	0.042	0.051	0.043	0.053	0.047	0.045	0.044	N/A

Notes:

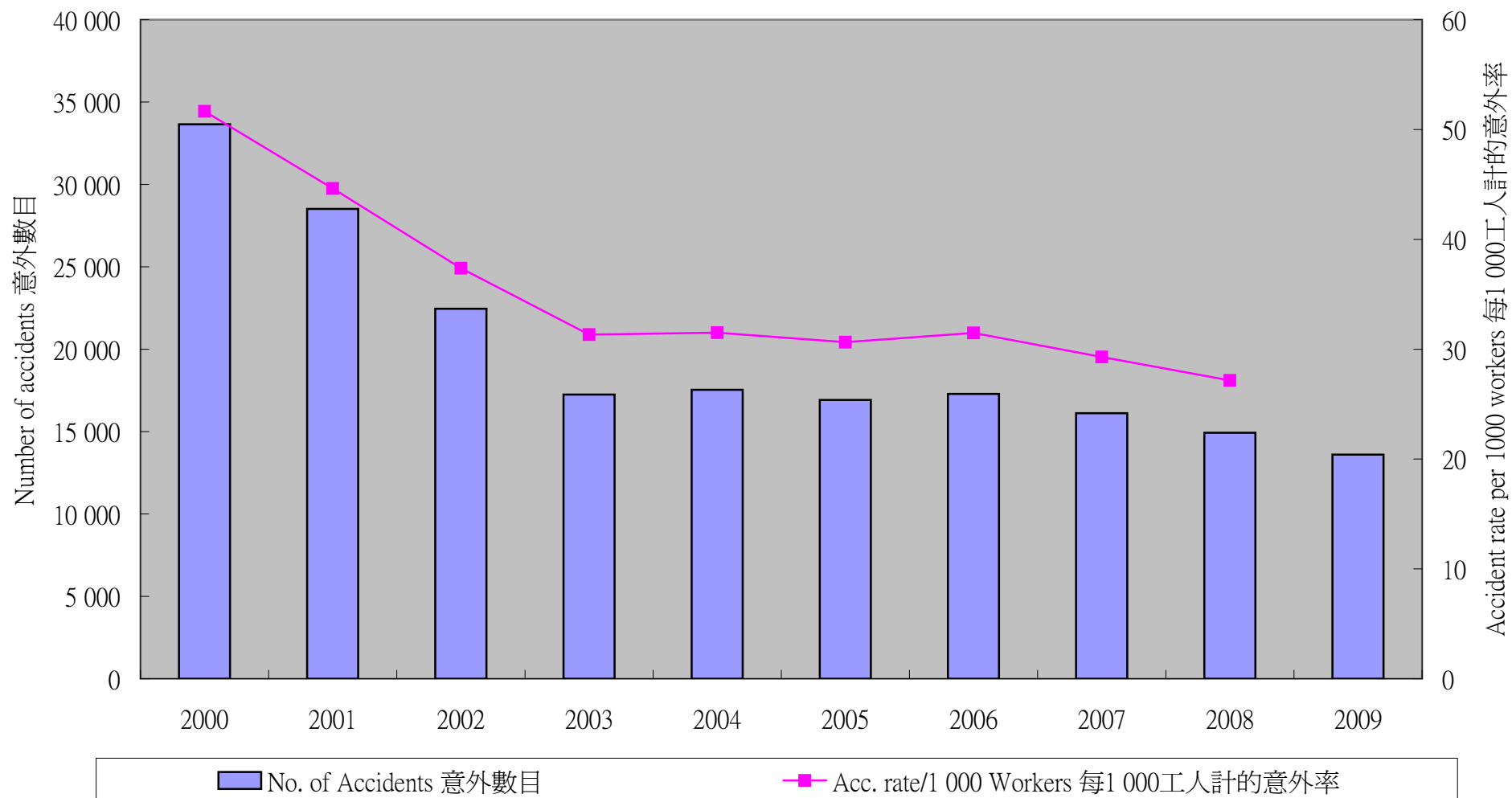
1. Accident figures are compiled based on Hong Kong Standard Industrial Classification (HSIC) Version 1.1.
2. Employment size for calculating the accident rate per 1 000 workers are based on the *Quarterly Report of Employment and Vacancies Statistics* published by the Census and Statistics Department (C&SD). Since 2009, the Quarterly Survey of Employment and Vacancies (SEV) conducted by the C&SD has been enhanced to adopt the Hong Kong Standard Industrial Classification (HSIC) Version 2.0 to replace the HSIC Version 1.1 in compiling the statistics on the number of establishments, persons engaged and vacancies. Hence, the employment size in 2009 are in HSIC Version 2.0.
3. Due to the changes in coverage of individual industries (except Construction Industry) in HSIC Version 2.0, their employment size under HSIC Version 1.1 are no longer available in the *Quarterly Report of Employment and Vacancies Statistics*. Hence, the employment size and accident rate of all industrial sectors under HSIC Version 1.1 in 2009 are not available.
4. N/A means not available.

註釋:

1. 意外數字是根據《香港標準行業分類1.1版》編製。
2. 用以計算每1 000名工人計意外率之受僱人數資料源自政府統計處發表的《**就業及空缺按季統計報告**》。由2009年開始，政府統計處所進行的「僱傭及職位空缺按季統計調查」已採用《香港標準行業分類2.0版》編製機構單位數目、就業人數及職位空缺數目的統計數字，以取替沿用的《香港標準行業分類1.1版》。因此，2009年的受僱人數是按《香港標準行業分類2.0版》編製。
3. 由於《香港標準行業分類2.0版》改變了個別行業涵蓋範圍（建造業除外），《**就業及空缺按季統計報告**》不再發佈以《香港標準行業分類1.1版》編製的受僱人數。因此，在2009年按《香港標準行業分類1.1版》所編製的所有行業受僱人數及意外率均未能提供。
4. N/A是指未能提供。



所有行業之工業意外數字(2000 - 2009)
Industrial Accidents in All Industries (2000 - 2009)





Number of Confirmed Occupational Diseases (2000 - 2009)

2000 - 2009 經證實為職業病的個案數字

Occupational Disease	職業病	2000	2001	2002	2003	2004	2005	2006	2007	2008	2009
Radiation Illness	放射病	1	0	0	0	0	0	0	0	0	0
Compressed Air Illness	氣壓病	6	11	4	2	0	1	1	0	0	1
Tenosynovitis of Hand or Forearm	手部或前臂腱鞘炎	81	90	35	34	43	75	63	35	40	39
Carpal Tunnel Syndrome	腕管綜合症	2	0	1	0	1	0	1	1	0	0
Tuberculosis	結核病	39	41	29	30	42	30	18	16	25	18
<i>Streptococcus suis</i> Infection	豬型鏈球菌感染	0	1	0	0	1	6	0	1	3	0
Cadmium Poisoning	鎘中毒	0	0	0	0	3	0	1	0	0	0
Occupational Dermatitis	職業性皮膚炎	17	24	29	10	7	10	8	7	3	10
Inflammation or Ulceration of the Mucous Membrane of the Upper Respiratory Passages or Mouth produced by Dust, Liquid or Vapour	因塵埃、液體或蒸氣引致上呼吸道或口腔的黏膜發炎或潰瘍	0	0	0	1	1	0	0	0	0	0
Occupational Asthma	職業性哮喘病	0	0	3	1	0	0	0	0	0	0
Silicosis	矽肺病	105	122	110	74	69	68	109	67	65	86
Asbestosis	石棉沉着病	11	9	9	6	4	2	7	2	5	5
Mesothelioma ¹	間皮瘤 ¹	n.a.	n.a.	n.a.	n.a.	n.a.	n.a.	n.a.	n.a.	1	15
Occupational Deafness	職業性失聰	206	121	114	74	52	60	51	47	58	77
Gas Poisoning ²	氣體中毒 ²	36 (15)	11 (6)	30 (9)	26 (7)	28 (10)	4 (3)	5 (3)	1(1)	4(4)	17(5)
Total	總數	504	430	364	258	251	256	264	177	204	268

Notes :

1. Mesothelioma was prescribed as a new occupational disease under the Pneumoconiosis and Mesothelioma (Compensation) Ordinance in April 2008.
2. The figure in bracket denotes the number of incidents.
3. "n.a." means not applicable.

附註：

1. 在2008年4月，間皮瘤被列入《肺塵埃沉着病及間皮瘤(補償)條例》為新的職業病。
2. 括號中的數字為事件次數。
3. "n.a." 是指不適用。



Occupational Injuries and Injury Rates in All Economic Activities in 2000 - 2009

二零零零年至二零零九年所有經濟行業之職業傷亡個案及傷亡率

	2000	2001	2002	2003	2004	2005	2006	2007	2008	2009
Number of occupational injuries 傷亡個案	58 092	53 719	47 023	42 022	44 025	44 267	46 937	43 979	41 900	39 579
Injury rate per 1 000 employees 每1 000僱員計之傷亡率	23.3	21.6	19.2	17.7	18.1	17.8	18.4	16.9	15.8	15.0

Notes:

1. Injury figures are compiled based on Hong Kong Standard Industrial Classification (HSIC) Version 1.1.
2. Employment size for calculating the injury rate per 1 000 workers are based on the *Quarterly Report of Employment and Vacancies Statistics* published by the Census and Statistics Department (C&SD). Since 2009, the Quarterly Survey of Employment and Vacancies (SEV) conducted by the C&SD has been enhanced to adopt the Hong Kong Standard Industrial Classification (HSIC) Version 2.0 to replace the HSIC Version 1.1 in compiling the statistics on the number of establishments, persons engaged and vacancies. Hence, the employment size in 2009 are in HSIC Version 2.0.

註釋:

1. 傷亡數字是根據《香港標準行業分類1.1版》編製。
2. 用以計算每1 000名工人計傷亡率之受僱人數資料源自政府統計處發表的《就業及空缺按季統計報告》。由2009年開始，政府統計處所進行的「僱傭及職位空缺按季統計調查」已採用《香港標準行業分類2.0版》編製機構單位數目、就業人數及職位空缺數目的統計數字，以取替沿用的《香港標準行業分類1.1版》。因此，2009年的受僱人數是按《香港標準行業分類2.0版》編製。



二零零零年至二零零九年所有經濟行業之職業傷亡個案及傷亡率
Occupational Injuries and Injury Rates in All Economic Activities in 2000 - 2009

