




Introduction to the Heat Stress at Work Warning

In order to facilitate employers and employees in assessing the level of heat stress when working outdoors or in indoor environments without air conditioning system in hot weather, the Labour Department has established a system of Heat Stress at Work Warning (HSWW) based on the Hong Kong Heat Index (HKHI) and the “Extremely Hot” Special Alert issued by the Hong Kong Observatory. Coded amber, red, and black, HSWW indicates the significant and increasing level of heat stress that employees face when working in the relevant environment. Please refer to the table below for more details:

Hong Kong Heat Index	Heat Stress at Work Warning	Warning Signs
#30 to <32	Amber	
	Amber Heat Stress at Work Warning indicates the level of heat stress in certain work environments is high.	
32 to <34	Red	
	Red Heat Stress at Work Warning indicates the level of heat stress in certain work environments is very high.	
≥34	Black	
	Black Heat Stress at Work Warning indicates the level of heat stress in certain work environments is extremely high.	

When the Hong Kong Observatory issues “Extremely Hot” Special Alert, the Labour Department issues “Amber” Heat Stress at Work Warning even if the HKHI has not reached 30.

2. The main purpose of HSWW is to warn about the significant heat stress and health risks posed by the weather in Hong Kong as a whole to employees working outdoors or in indoor environments without air-conditioning systems overall, and to remind employers and employees to take necessary preventive measures to reduce the risk of heat stroke at work.

3. After the issuance of a Heat Stress at Work Warning, updates will be provided every hour. If the conditions for issuing a higher level of Heat Stress at Work Warning are met in the meantime, an earlier update will be made. Employers have to make appropriate arrangements for the adjusted rest periods based on the level of physical exertion in work, preset control measures and other heat stress risk factors, etc., in the hour following the announcement of the Heat Stress at

Work Warning and the hourly updates announcing the continued effectiveness of the warning. For details, please refer to the "[Guidance Notes on Prevention of Heat Stroke at Work](#)".

4. The Heat Stress at Work Warning is developed and issued by the Labour Department, with the assistance of Hong Kong Observatory in producing and transmitting the message. The issuance, update or cancellation of the warning is automatically generated through a computer system based on the Hong Kong Heat Index data and the issuance of "Extremely Hot" Special Alert, without manual intervention under normal circumstances. The entire process usually takes about 10 to 20 minutes.

5. When different levels of Heat Stress at Work Warning are in force, the [Hong Kong Observatory](#) will display relevant information on the homepage of its official website and the "[My Observatory](#)" mobile application. Employers or employees can also receive details of the Heat Stress at Work Warning by allowing push notifications from "[My Observatory](#)" or "[GovHK Notifications](#)" mobile applications.

6. In addition, the Labour Department will issue prompt message to the public regarding the coming effect of Heat Stress at Work Warning through [press releases](#) and various electronic media.

7. If you have any inquiries, please WhatsApp the "OSH 24-Hours Hotline on Prevention of Heat Stroke" at 9317 0987 (text messages only) or call us at 2852 4041 during office hours.

Labour Department
2 May, 2024

1

Download the app “GovHK Notifications”



Android: [click here](#)



iOS: [click here](#)

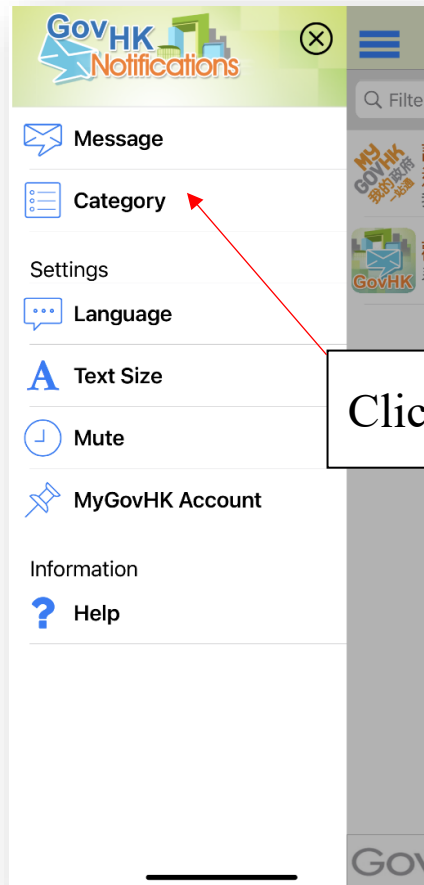


2



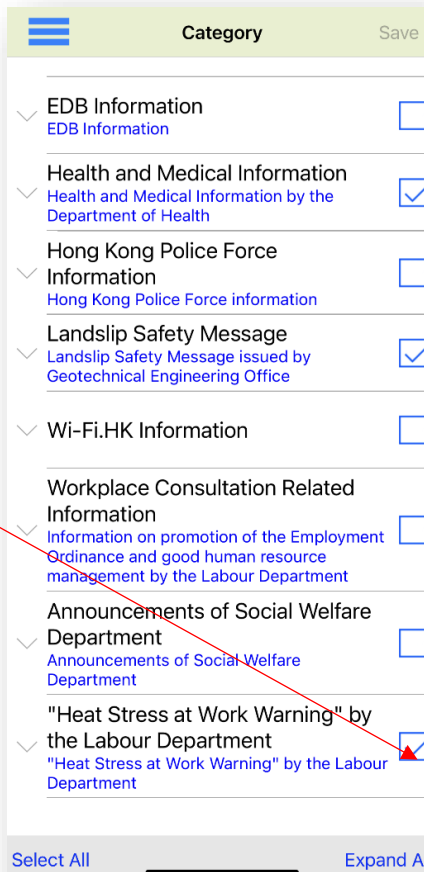
Click “Menu”

3



4

Choose "Heat Stress at Work Warning" by the Labour Department"



1

Download the app “MyObservatory”



Android: [click here](#)

IOS: [click here](#)

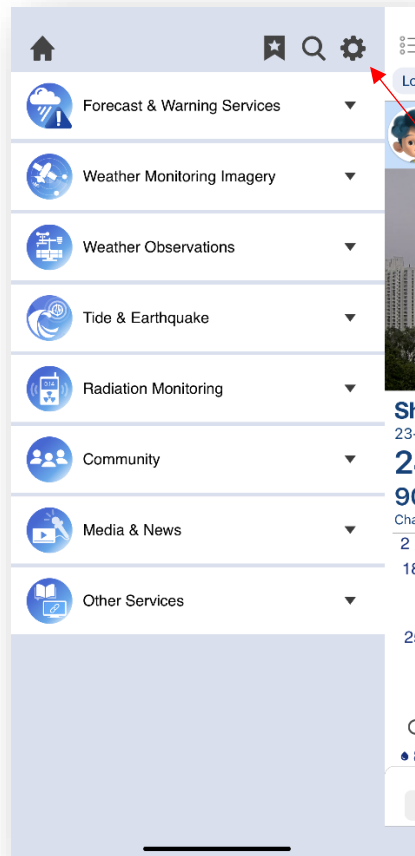


2



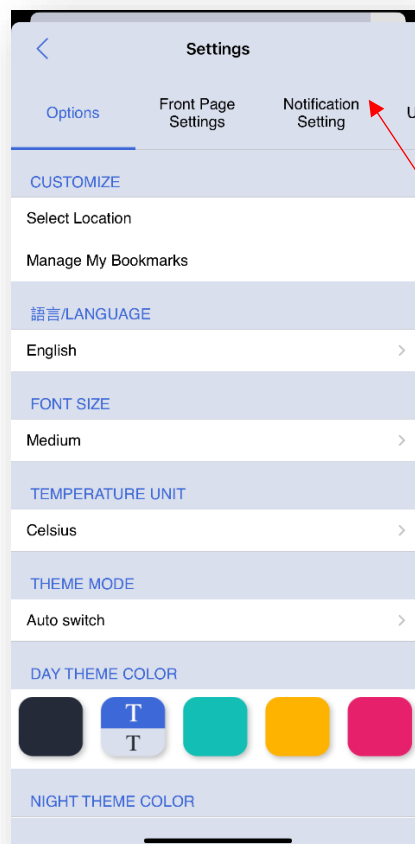
Click “Menu”

3



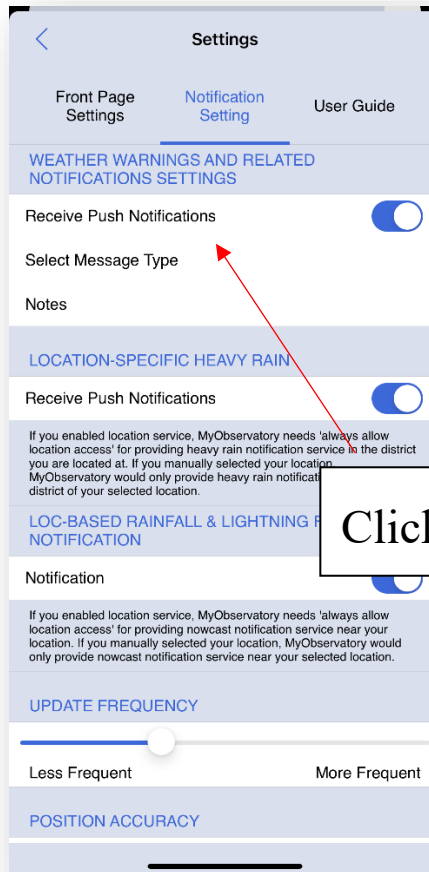
Click “Settings”

4



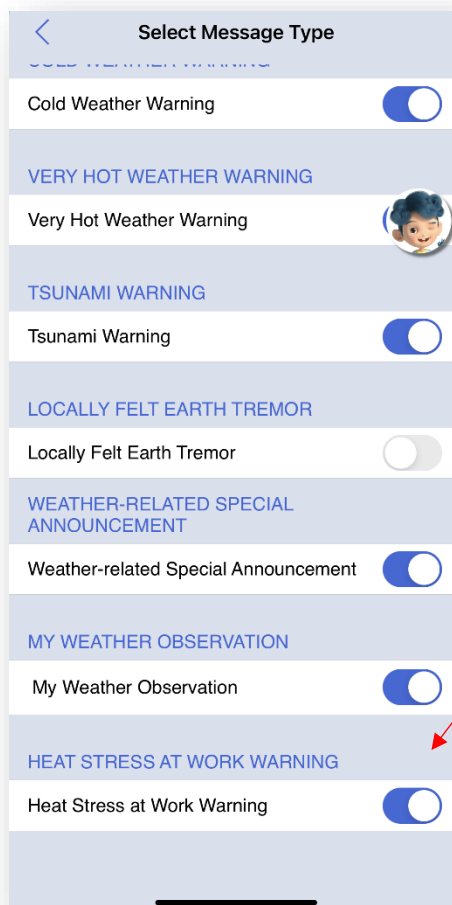
Click “Notification
Setting”

5



Click “Select Message Type”

6



Click “Heat
Stress at Work
Warning”