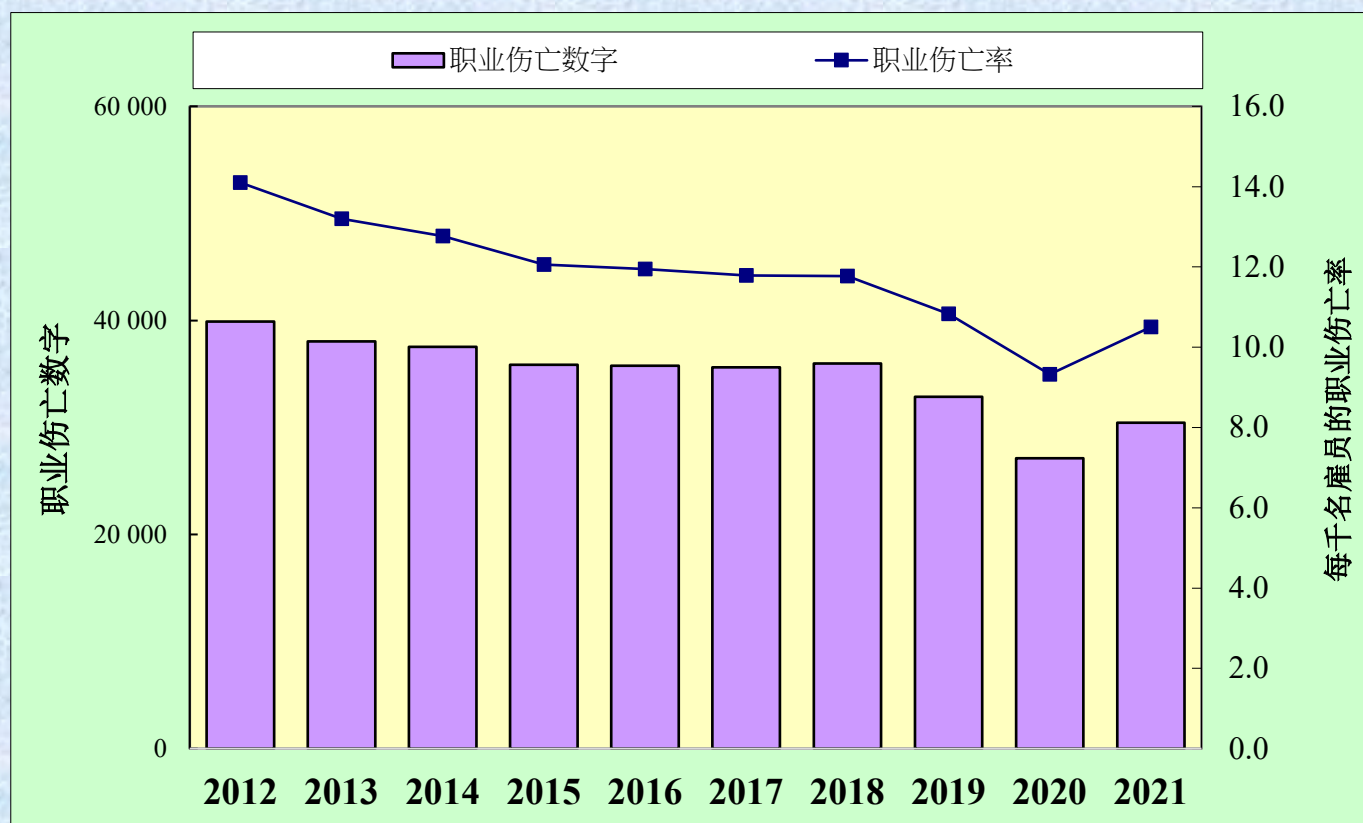


职业安全及健康统计数字 2021



职业安全及健康部
劳工处

二零二二年九月





职业安全及健康统计数字

简介

这里所载的统计数字，是就香港与工作有关的意外和职业病提供数据及分析，显示不同经济界别和选定行业最近的意外趋势。雇主、雇员与职业安全及健康工作从业员可利用这些统计数字，按整体意外率及行业的平均统计数字，与本身机构的表现作出比较。我们希望这类数据可协助个别机构，更能妥善地管理其职业安全及健康计划，从而改善安全表现。

名词定义及其他资料

职业伤亡个案 是指根据《雇员补偿条例》呈报在工作地点发生的死亡个案或导致失去工作能力三天以上的受伤个案。

职业伤亡个案 包括《职业安全及健康条例》管辖范围以外的呈报个案，例如源于自然疾病的个案及在香港境外发生的个案。

工业意外 是指在《工厂及工业经营条例》所界定的工业经营内发生的受伤或死亡意外，而这些意外是因工业活动而引致的。

职业病 是指根据《职业安全及健康条例》、《雇员补偿条例》、《职业性失聪(补偿)条例》和《肺尘埃沉着病及间皮瘤(补偿)条例》所呈报及经证实的职业病和气体中毒个案。

每千名雇员的职业伤亡率 的计算方法如下：

$$\frac{\text{职业伤亡数字}}{\text{*受雇人数}} \times 1000$$

每千名工人的工业意外率 的计算方法如下：

$$\frac{\text{工业意外数字}}{\text{*受雇人数}} \times 1000$$

*受雇人数资料源自政府统计处发表的《就业及空缺按季统计报告》。

由于每个国家就编制统计数字所定呈报意外及职业病的法例要求、涵盖的经济界别及采纳的劳动人口定义都不同，所以统计数字的资料成分或会因地而异。因此不同地区的意外及职业病统计数字，不一定能够直接互作比较，必须小心诠释。



如欲查询有关以上意外统计详情，请联络劳工处意外分析及资讯科。

(电话号码：2815 0678 传真号码：2541 8537)

如欲查询有关以上职业病统计详情，请联络劳工处职业医学科(健康推广)。

(电话号码：2852 4041 传真号码：2581 2049)

如有任何关于工作地点的不安全作业模式或环境状况的投诉，请致电劳工处职安健投诉热线 2542 2172 或在劳工处网页填写并递交网上职安健投诉表格。

所有投诉均会绝对保密。



网上职安健投诉表格

电子邮件: enquiry@labour.gov.hk

网址: <https://www.labour.gov.hk/>

Occupational Injuries in All Workplaces
in 2021

- analysed by Industry Section

二零二一年所有工作地点之职业伤亡个案 - 按行业主类分析


Industry Section 行业主类		2020 二零二零年		2021 二零二一年	
Agriculture, forestry and fishing	农业、林业及渔业	14		16	
Mining and quarrying	采矿及采石业	2		0	
Manufacturing	制造业	1 413	(10)	1 502	(10)
Electricity, gas and waste management	电力、燃气及废弃物管理	118	(2)	113	(3)
Construction	建筑业	2 839	(40)	3 365	(56)
Import/export, wholesale and retail trades	进出口贸易、批发及零售业	2 843	(20)	2 776	(26)
Transportation, storage, postal and courier services	运输、仓库、邮政及速递服务	2 315	(34)	2 486	(37)
Accommodation and food services	住宿及膳食服务	4 587	(15)	5 381	(14)
Information and communications	资讯及通讯	236	(3)	248	
Financing and insurance	金融及保险	227	(4)	178	(2)
Real estate	地产	2 186	(21)	2 563	(31)
Professional and business services	专业及商用服务	3 917	(54)	4 406	(59)
Public administration, and social and personal services	公共行政以及社会及个人服务	6 197	(20)	7 158	(15)
Other industries	其他行业	233	(11)	256	(10)
TOTAL	总数	27 127	(234)	30 448	(263)

Notes:

- Occupational injuries refer to injury cases in workplaces reported under the Employees' Compensation Ordinance, resulting in death or incapacity for work of over three days.
- Figures in brackets denote the number of fatalities which has also been included in the number of injuries.
- The above injury figures of 2020 are recorded as at 30 March 2021.
- The above injury figures of 2021 are recorded as at 30 March 2022.
- The above statistics are compiled based on the Hong Kong Standard Industrial Classification Version 2.0.

注释:

- 职业伤亡个案是指根据《雇员补偿条例》呈报在工作地点发生的死亡个案或导致失去工作能力三天以上的受伤个案。
- 括号内的数字显示死亡人数，数字已包括在伤亡数字内。
- 上列二零二零年的伤亡数字为截至2021年3月30日所记录的数字。
- 上列二零二一年的伤亡数字为截至2022年3月30日所记录的数字。
- 以上的统计数字是按《香港标准行业分类2.0版》编制。

Occupational Injuries in All Workplaces
in 2021

- analysed by Type of Accident

二零二一年所有工作地点之职业伤亡个案 - 按意外类别分析

Type of Accident 意外类别		2020 二零二零年		2021 二零二一年	
Trapped in or between objects	受困于物件之内或物件之间	728	(2)	939	(3)
Injured whilst lifting or carrying	提举或搬运物件时受伤	4 998		5 439	
Slip, trip or fall on same level	滑倒、绊倒或在同一高度跌倒	8 796		9 971	(2)
Fall of person from height	人体从高处堕下	744	(13)	859	(18)
Striking against fixed or stationary object	与固定或不动的物件碰撞	2 119		2 198	(2)
Striking against or struck by moving object	被移动物件或与移动物件碰撞	2 275	(3)	2 128	(3)
Stepping on object	踏在物件上	82		134	
Exposure to or contact with harmful substance	暴露于有害物质中或接触有害物质	151		209	
Contact with electricity or electric discharge	触电或接触放出的电流	22	(1)	21	(1)
Trapped by collapsing or overturning object	受困于倒塌或翻侧的物件	50	(4)	36	(3)
Struck by falling object	遭堕下的物件撞击	437	(2)	817	(2)
Struck by moving vehicle	遭移动中的车辆撞倒	886	(15)	1 002	(17)
Contact with moving machinery or object being machined	触及开动中的机器或触及以机器制造中的物件	525	(1)	575	
Drowning	遇溺	6	(5)	1	(1)
Exposure to fire	火警烧伤	17		9	(1)
Exposure to explosion	爆炸受伤	3		4	
Injured by hand tool	被手工具所伤	1 294		1 562	
Injured by fall of ground	泥土倾泻受伤	0		0	
Asphyxiation	窒息	0		5	(4)
Contact with hot surface or substance	触及灼热表面或物质	1 195		1 412	
Injured by animal	被动物所伤	368		412	
Injured in workplace violence	于工作场所暴力事件中受伤	716	(2)	835	(1)
Others	其他类别	1 715	(186)	1 880	(205)
TOTAL	总数	27 127	(234)	30 448	(263)

Notes:

- Occupational injuries refer to injury cases in workplaces reported under the Employees' Compensation Ordinance, resulting in death or incapacity for work of over three days.
- Figures in brackets denote the number of fatalities which has also been included in the number of injuries.
- The above injury figures of 2020 are recorded as at 30 March 2021.
- The above injury figures of 2021 are recorded as at 30 March 2022.

注释:

- 职业伤亡个案是指根据《雇员补偿条例》呈报在工作地点发生的致命个案或导致失去工作能力三天以上的受伤个案。
- 括号内的数字显示死亡人数，数字已包括在伤亡数字内。
- 上列二零二零年的伤亡数字为截至2021年3月30日所记录的数字。
- 上列二零二一年的伤亡数字为截至2022年3月30日所记录的数字。

Occupational Injuries in Manufacturing Industry
in 2021

- analysed by Type of Accident

二零二一年制造业之职业伤亡个案 - 按意外类别分析

Type of Accident 意外类别		2020 二零二零年	2021 二零二一年
Trapped in or between objects	受困于物件之内或物件之间	61	67
Injured whilst lifting or carrying	提举或搬运物件时受伤	292	293
Slip, trip or fall on same level	滑倒、绊倒或在同一高度跌倒	312	345
Fall of person from height	人体从高处堕下	31 (1)	32
Striking against fixed or stationary object	与固定或不动的物件碰撞	132	135
Striking against or struck by moving object	被移动物件或与移动物件碰撞	168	154
Stepping on object	踏在物件上	4	8
Exposure to or contact with harmful substance	暴露于有害物质中或接触有害物质	11	13
Contact with electricity or electric discharge	触电或接触放出的电流	0	1
Trapped by collapsing or overturning object	受困于倒塌或翻侧的物件	2	1
Struck by falling object	遭堕下的物件撞击	13	42
Struck by moving vehicle	遭移动中的车辆撞倒	20	32
Contact with moving machinery or object being machined	触及开动中的机器或触及以机器制造中的物件	178	147
Drowning	遇溺	0	0
Exposure to fire	火警烧伤	0	0
Exposure to explosion	爆炸受伤	0	0
Injured by hand tool	被手工具所伤	57	70
Injured by fall of ground	泥土倾泻受伤	0	0
Asphyxiation	窒息	0	0
Contact with hot surface or substance	触及灼热表面或物质	63	98
Injured by animal	被动物所伤	2	1
Injured in workplace violence	于工作场所暴力事件中受伤	3	10
Others	其他类别	64 (9)	53 (10)
TOTAL	总数	1 413 (10)	1 502 (10)

Notes:

- Occupational injuries refer to injury cases in workplaces reported under the Employees' Compensation Ordinance, resulting in death or incapacity for work of over three days.
- Figures in brackets denote the number of fatalities which has also been included in the number of injuries.
- The above injury figures of 2020 are recorded as at 30 March 2021.
- The above injury figures of 2021 are recorded as at 30 March 2022.

注释:

- 职业伤亡个案是指根据《雇员补偿条例》呈报在工作地点发生的致命个案或导致失去工作能力三天以上的受伤个案。
- 括号内的数字显示死亡人数，数字已包括在伤亡数字内。
- 上列二零二零年的伤亡数字为截至2021年3月30日所记录的数字。
- 上列二零二一年的伤亡数字为截至2022年3月30日所记录的数字。



Occupational Injuries in Construction Industry in 2021

- analysed by Type of Accident

二零二一年建筑业之职业伤亡个案 - 按意外类别分析

Type of Accident 意外类别		2020 二零二零年		2021 二零二一年	
Trapped in or between objects	受困于物件之内或物件之间	110	(2)	170	(2)
Injured whilst lifting or carrying	提举或搬运物件时受伤	476		624	
Slip, trip or fall on same level	滑倒、绊倒或在同一高度跌倒	787		905	(1)
Fall of person from height	人体从高处堕下	224	(7)	266	(9)
Striking against fixed or stationary object	与固定或不动的物件碰撞	271		291	(1)
Striking against or struck by moving object	被移动物件或与移动物件碰撞	365	(2)	289	(3)
Stepping on object	踏在物件上	14		23	
Exposure to or contact with harmful substance	暴露于有害物质中或接触有害物质	8		25	
Contact with electricity or electric discharge	触电或接触放出的电流	12	(1)	9	
Trapped by collapsing or overturning object	受困于倒塌或翻侧的物件	26	(4)	13	(3)
Struck by falling object	遭堕下的物件撞击	82	(1)	161	(2)
Struck by moving vehicle	遭移动中的车辆撞倒	28	(1)	30	
Contact with moving machinery or object being machined	触及开动中的机器或触及以机器制造中的物件	153		198	
Drowning	遇溺	2	(1)	0	
Exposure to fire	火警烧伤	7		2	
Exposure to explosion	爆炸受伤	1		0	
Injured by hand tool	被手工具所伤	101		148	
Injured by fall of ground	泥土倾泻受伤	0		0	
Asphyxiation	窒息	0		5	(4)
Contact with hot surface or substance	触及灼热表面或物质	18		20	
Injured by animal	被动物所伤	4		4	
Injured in workplace violence	于工作场所暴力事件中受伤	9		9	
Others	其他类别	141	(21)	173	(31)
TOTAL	总数	2 839	(40)	3 365	(56)

Notes:

- Occupational injuries refer to injury cases in workplaces reported under the Employees' Compensation Ordinance, resulting in death or incapacity for work of over three days.
- Figures in brackets denote the number of fatalities which has also been included in the number of injuries.
- The above injury figures of 2020 are recorded as at 30 March 2021.
- The above injury figures of 2021 are recorded as at 30 March 2022.

注释:

- 职业伤亡个案是指根据《雇员补偿条例》呈报在工作地点发生的致命个案或导致失去工作能力三天以上的受伤个案。
- 括号内的数字显示死亡人数，数字已包括在伤亡数字内。
- 上列二零二零年的伤亡数字为截至2021年3月30日所记录的数字。
- 上列二零二一年的伤亡数字为截至2022年3月30日所记录的数字。



Occupational Injuries in Food and Beverage Services in 2021

- analysed by Type of Accident

二零二一年餐饮服务业之职业伤亡个案 - 按意外类别分析

Type of Accident 意外类别		2020 二零二零年	2021 二零二一年
Trapped in or between objects	受困于物件之内或物件之间	45	55
Injured whilst lifting or carrying	提举或搬运物件时受伤	521	606
Slip, trip or fall on same level	滑倒、绊倒或在同一高度跌倒	894	1 097
Fall of person from height	人体从高处堕下	26	26 (1)
Striking against fixed or stationary object	与固定或不动的物件碰撞	306	338
Striking against or struck by moving object	被移动物件或与移动物件碰撞	156	165
Stepping on object	踏在物件上	4	9
Exposure to or contact with harmful substance	暴露于有害物质中或接触有害物质	26	32
Contact with electricity or electric discharge	触电或接触放出的电流	1	1
Trapped by collapsing or overturning object	受困于倒塌或翻侧的物件	2	2
Struck by falling object	遭堕下的物件撞击	38	74
Struck by moving vehicle	遭移动中的车辆撞倒	67	56
Contact with moving machinery or object being machined	触及开动中的机器或触及以机器制造中的物件	43	71
Drowning	遇溺	0	0
Exposure to fire	火警烧伤	4	4
Exposure to explosion	爆炸受伤	0	1
Injured by hand tool	被手工具所伤	554	747
Injured by fall of ground	泥土倾泻受伤	0	0
Asphyxiation	窒息	0	0
Contact with hot surface or substance	触及灼热表面或物质	776	907
Injured by animal	被动物所伤	19	21
Injured in workplace violence	于工作场所暴力事件中受伤	31 (1)	30
Others	其他类别	140 (13)	139 (12)
TOTAL	总数	3 653 (14)	4 381 (13)

Notes:

- Occupational injuries refer to injury cases in workplaces reported under the Employees' Compensation Ordinance, resulting in death or incapacity for work of over three days.
- Figures in brackets denote the number of fatalities which has also been included in the number of injuries.
- The above injury figures of 2020 are recorded as at 30 March 2021.
- The above injury figures of 2021 are recorded as at 30 March 2022.

注释:

- 职业伤亡个案是指根据《雇员补偿条例》呈报在工作地点发生的致命个案或导致失去工作能力三天以上的受伤个案。
- 括号内的数字显示死亡人数，数字已包括在伤亡数字内。
- 上列二零二零年的伤亡数字为截至2021年3月30日所记录的数字。
- 上列二零二一年的伤亡数字为截至2022年3月30日所记录的数字。



Occupational Injuries in Import and Export Trade in 2021

- analysed by Type of Accident

二零二一年进出口贸易业之职业伤亡个案 - 按意外类别分析

Type of Accident 意外类别		2020 二零二零年	2021 二零二一年
Trapped in or between objects	受困于物件之内或物件之间	14	19
Injured whilst lifting or carrying	提举或搬运物件时受伤	150	141
Slip, trip or fall on same level	滑倒、绊倒或在同一高度跌倒	194	176
Fall of person from height	人体从高处堕下	18	26
Striking against fixed or stationary object	与固定或不动的物件碰撞	45	39
Striking against or struck by moving object	被移动物件或与移动物件碰撞	56 (1)	40
Stepping on object	踏在物件上	3	0
Exposure to or contact with harmful substance	暴露于有害物质中或接触有害物质	1	0
Contact with electricity or electric discharge	触电或接触放出的电流	1	0
Trapped by collapsing or overturning object	受困于倒塌或翻侧的物件	0	0
Struck by falling object	遭堕下的物件撞击	7	15
Struck by moving vehicle	遭移动中的车辆撞倒	31 (2)	23 (2)
Contact with moving machinery or object being machined	触及开动中的机器或触及以机器制造中的物件	12	10
Drowning	遇溺	0	0
Exposure to fire	火警烧伤	0	0
Exposure to explosion	爆炸受伤	0	0
Injured by hand tool	被手工具所伤	14	9
Injured by fall of ground	泥土倾泻受伤	0	0
Asphyxiation	窒息	0	0
Contact with hot surface or substance	触及灼热表面或物质	9	7
Injured by animal	被动物所伤	2	1
Injured in workplace violence	于工作场所暴力事件中受伤	3	1 (1)
Others	其他类别	34 (7)	51 (9)
TOTAL	总数	594 (10)	558 (12)

Notes:

- Occupational injuries refer to injury cases in workplaces reported under the Employees' Compensation Ordinance, resulting in death or incapacity for work of over three days.
- Figures in brackets denote the number of fatalities which has also been included in the number of injuries.
- The above injury figures of 2020 are recorded as at 30 March 2021.
- The above injury figures of 2021 are recorded as at 30 March 2022.

注释:

- 职业伤亡个案是指根据《雇员补偿条例》呈报在工作地点发生的致命个案或导致失去工作能力三天以上的受伤个案。
- 括号内的数字显示死亡人数，数字已包括在伤亡数字内。
- 上列二零二零年的伤亡数字为截至2021年3月30日所记录的数字。
- 上列二零二一年的伤亡数字为截至2022年3月30日所记录的数字。

Occupational Injuries in Wholesale
in 2021

- analysed by Type of Accident

二零二一年批发业之职业伤亡个案 - 按意外类别分析


Type of Accident 意外类别		2020 二零二零年	2021 二零二一年
Trapped in or between objects	受困于物件之内或物件之间	5	11
Injured whilst lifting or carrying	提举或搬运物件时受伤	74	77
Slip, trip or fall on same level	滑倒、绊倒或在同一高度跌倒	74	80
Fall of person from height	人体从高处堕下	10	19
Striking against fixed or stationary object	与固定或不动的物件碰撞	20	16
Striking against or struck by moving object	被移动物件或与移动物件碰撞	30	19
Stepping on object	踏在物件上	2	0
Exposure to or contact with harmful substance	暴露于有害物质中或接触有害物质	0	0
Contact with electricity or electric discharge	触电或接触放出的电流	0	0
Trapped by collapsing or overturning object	受困于倒塌或翻侧的物件	0	1
Struck by falling object	遭堕下的物件撞击	4	6
Struck by moving vehicle	遭移动中的车辆撞倒	11	22 (2)
Contact with moving machinery or object being machined	触及开动中的机器或触及以机器制造中的物件	9	6
Drowning	遇溺	0	0
Exposure to fire	火警烧伤	0	0
Exposure to explosion	爆炸受伤	0	0
Injured by hand tool	被手工具所伤	10	18
Injured by fall of ground	泥土倾泻受伤	0	0
Asphyxiation	窒息	0	0
Contact with hot surface or substance	触及灼热表面或物质	0	1
Injured by animal	被动物所伤	2	3
Injured in workplace violence	于工作场所暴力事件中受伤	0	0
Others	其他类别	13 (4)	17 (3)
TOTAL	总数	264 (4)	296 (5)

Notes:

- Occupational injuries refer to injury cases in workplaces reported under the Employees' Compensation Ordinance, resulting in death or incapacity for work of over three days.
- Figures in brackets denote the number of fatalities which has also been included in the number of injuries.
- The above injury figures of 2020 are recorded as at 30 March 2021.
- The above injury figures of 2021 are recorded as at 30 March 2022.

注释:

- 职业伤亡个案是指根据《雇员补偿条例》呈报在工作地点发生的致命个案或导致失去工作能力三天以上的受伤个案。
- 括号内的数字显示死亡人数，数字已包括在伤亡数字内。
- 上列二零二零年的伤亡数字为截至2021年3月30日所记录的数字。
- 上列二零二一年的伤亡数字为截至2022年3月30日所记录的数字。



Occupational Injuries in Retail Trade in 2021

- analysed by Type of Accident

二零二一年零售业之职业伤亡个案 - 按意外类别分析

Type of Accident 意外类别		2020 二零二零年	2021 二零二一年
Trapped in or between objects	受困于物件之内或物件之间	39	32
Injured whilst lifting or carrying	提举或搬运物件时受伤	593	568
Slip, trip or fall on same level	滑倒、绊倒或在同一高度跌倒	492	484
Fall of person from height	人体从高处堕下	87	90
Striking against fixed or stationary object	与固定或不动的物件碰撞	139	128
Striking against or struck by moving object	被移动物件或与移动物件碰撞	197	165
Stepping on object	踏在物件上	8	6
Exposure to or contact with harmful substance	暴露于有害物质中或接触有害物质	3	2
Contact with electricity or electric discharge	触电或接触放出的电流	0	0
Trapped by collapsing or overturning object	受困于倒塌或翻侧的物件	2	3
Struck by falling object	遭堕下的物件撞击	63	74
Struck by moving vehicle	遭移动中的车辆撞倒	33	34 (1)
Contact with moving machinery or object being machined	触及开动中的机器或触及以机器制造中的物件	31	21
Drowning	遇溺	0	0
Exposure to fire	火警烧伤	0	1
Exposure to explosion	爆炸受伤	0	0
Injured by hand tool	被手工具所伤	163	159
Injured by fall of ground	泥土倾泻受伤	0	0
Asphyxiation	窒息	0	0
Contact with hot surface or substance	触及灼热表面或物质	25	25
Injured by animal	被动物所伤	5	17
Injured in workplace violence	于工作场所暴力事件中受伤	33	41
Others	其他类别	72 (6)	72 (8)
TOTAL	总数	1 985 (6)	1 922 (9)

Notes:

- Occupational injuries refer to injury cases in workplaces reported under the Employees' Compensation Ordinance, resulting in death or incapacity for work of over three days.
- Figures in brackets denote the number of fatalities which has also been included in the number of injuries.
- The above injury figures of 2020 are recorded as at 30 March 2021.
- The above injury figures of 2021 are recorded as at 30 March 2022.

注释:

- 职业伤亡个案是指根据《雇员补偿条例》呈报在工作地点发生的致命个案或导致失去工作能力三天以上的受伤个案。
- 括号内的数字显示死亡人数，数字已包括在伤亡数字内。
- 上列二零二零年的伤亡数字为截至2021年3月30日所记录的数字。
- 上列二零二一年的伤亡数字为截至2022年3月30日所记录的数字。



**Occupational Injuries in Transport, Warehousing and Support Services for Transportation
in 2021**

- analysed by Type of Accident

二零二一年运输、货仓及运输辅助服务业之职业伤亡个案 - 按意外类别分析


Type of Accident 意外类别		2020 二零二零年	2021 二零二一年
Trapped in or between objects	受困于物件之内或物件之间	75	124 (1)
Injured whilst lifting or carrying	提举或搬运物件时受伤	397	359
Slip, trip or fall on same level	滑倒、绊倒或在同一高度跌倒	586	670
Fall of person from height	人体从高处堕下	77 (2)	105 (2)
Striking against fixed or stationary object	与固定或不动的物件碰撞	156	135 (1)
Striking against or struck by moving object	被移动物件或与移动物件碰撞	184	178
Stepping on object	踏在物件上	5	13
Exposure to or contact with harmful substance	暴露于有害物质中或接触有害物质	4	2
Contact with electricity or electric discharge	触电或接触放出的电流	0	3
Trapped by collapsing or overturning object	受困于倒塌或翻侧的物件	5	5
Struck by falling object	遭堕下的物件撞击	28	67
Struck by moving vehicle	遭移动中的车辆撞倒	317 (4)	355 (7)
Contact with moving machinery or object being machined	触及开动中的机器或触及以机器制造中的物件	13	19
Drowning	遇溺	1 (1)	1 (1)
Exposure to fire	火警烧伤	1	0
Exposure to explosion	爆炸受伤	0	2
Injured by hand tool	被手工具所伤	17	23
Injured by fall of ground	泥土倾泻受伤	0	0
Asphyxiation	窒息	0	0
Contact with hot surface or substance	触及灼热表面或物质	8	9
Injured by animal	被动物所伤	7	11
Injured in workplace violence	于工作场所暴力事件中受伤	76	67
Others	其他类别	240 (27)	223 (23)
TOTAL	总数	2 197 (34)	2 371 (35)

Notes:

- Occupational injuries refer to injury cases in workplaces reported under the Employees' Compensation Ordinance, resulting in death or incapacity for work of over three days.
- Figures in brackets denote the number of fatalities which has also been included in the number of injuries.
- The above injury figures of 2020 are recorded as at 30 March 2021.
- The above injury figures of 2021 are recorded as at 30 March 2022.

注释:

- 职业伤亡个案是指根据《雇员补偿条例》呈报在工作地点发生的致命个案或导致失去工作能力三天以上的受伤个案。
- 括号内的数字显示死亡人数，数字已包括在伤亡数字内。
- 上列二零二零年的伤亡数字为截至2021年3月30日所记录的数字。
- 上列二零二一年的伤亡数字为截至2022年3月30日所记录的数字。

Occupational Injuries in Accommodation Services
in 2021

- analysed by Type of Accident

二零二一年住宿服务业之职业伤亡个案 - 按意外类别分析

Type of Accident 意外类别		2020 二零二零年	2021 二零二一年
Trapped in or between objects	受困于物件之内或物件之间	28	37
Injured whilst lifting or carrying	提举或搬运物件时受伤	193	191
Slip, trip or fall on same level	滑倒、绊倒或在同一高度跌倒	265	258
Fall of person from height	人体从高处堕下	22	17
Striking against fixed or stationary object	与固定或不动的物件碰撞	119	125
Striking against or struck by moving object	被移动物件或与移动物件碰撞	86	70
Stepping on object	踏在物件上	3	2
Exposure to or contact with harmful substance	暴露于有害物质中或接触有害物质	13	17
Contact with electricity or electric discharge	触电或接触放出的电流	1	0
Trapped by collapsing or overturning object	受困于倒塌或翻侧的物件	0	0
Struck by falling object	遭堕下的物件撞击	14	25
Struck by moving vehicle	遭移动中的车辆撞倒	3	4
Contact with moving machinery or object being machined	触及开动中的机器或触及以机器制造中的物件	8	12
Drowning	遇溺	0	0
Exposure to fire	火警烧伤	0	1
Exposure to explosion	爆炸受伤	0	0
Injured by hand tool	被手工具所伤	87	116
Injured by fall of ground	泥土倾泻受伤	0	0
Asphyxiation	窒息	0	0
Contact with hot surface or substance	触及灼热表面或物质	58	88
Injured by animal	被动物所伤	1	6
Injured in workplace violence	于工作场所暴力事件中受伤	4	7
Others	其他类别	29 (1)	24 (1)
TOTAL	总数	934 (1)	1 000 (1)

Notes:

- Occupational injuries refer to injury cases in workplaces reported under the Employees' Compensation Ordinance, resulting in death or incapacity for work of over three days.
- Figures in brackets denote the number of fatalities which has also been included in the number of injuries.
- The above injury figures of 2020 are recorded as at 30 March 2021.
- The above injury figures of 2021 are recorded as at 30 March 2022.

注释:

- 职业伤亡个案是指根据《雇员补偿条例》呈报在工作地点发生的致命个案或导致失去工作能力三天以上的受伤个案。
- 括号内的数字显示死亡人数，数字已包括在伤亡数字内。
- 上列二零二零年的伤亡数字为截至2021年3月30日所记录的数字。
- 上列二零二一年的伤亡数字为截至2022年3月30日所记录的数字。



Occupational Injuries in Information and Communications in 2021

- analysed by Type of Accident

二零二一年资讯及通讯业之职业伤亡个案 - 按意外类别分析

Type of Accident 意外类别		2020 二零二零年	2021 二零二一年
Trapped in or between objects	受困于物件之内或物件之间	3	4
Injured whilst lifting or carrying	提举或搬运物件时受伤	53	39
Slip, trip or fall on same level	滑倒、绊倒或在同一高度跌倒	86	94
Fall of person from height	人体从高处堕下	9	11
Striking against fixed or stationary object	与固定或不动的物件碰撞	17	19
Striking against or struck by moving object	被移动物件或与移动物件碰撞	9	18
Stepping on object	踏在物件上	0	0
Exposure to or contact with harmful substance	暴露于有害物质中或接触有害物质	0	2
Contact with electricity or electric discharge	触电或接触放出的电流	0	0
Trapped by collapsing or overturning object	受困于倒塌或翻侧的物件	0	1
Struck by falling object	遭堕下的物件撞击	8	15
Struck by moving vehicle	遭移动中的车辆撞倒	10	10
Contact with moving machinery or object being machined	触及开动中的机器或触及以机器制造中的物件	2	2
Drowning	遇溺	0	0
Exposure to fire	火警烧伤	1	0
Exposure to explosion	爆炸受伤	1	0
Injured by hand tool	被手工具所伤	13	6
Injured by fall of ground	泥土倾泻受伤	0	0
Asphyxiation	窒息	0	0
Contact with hot surface or substance	触及灼热表面或物质	3	5
Injured by animal	被动物所伤	4	3
Injured in workplace violence	于工作场所暴力事件中受伤	5	3
Others	其他类别	12 (3)	16
TOTAL	总数	236 (3)	248

Notes:

- Occupational injuries refer to injury cases in workplaces reported under the Employees' Compensation Ordinance, resulting in death or incapacity for work of over three days.
- Figures in brackets denote the number of fatalities which has also been included in the number of injuries.
- The above injury figures of 2020 are recorded as at 30 March 2021.
- The above injury figures of 2021 are recorded as at 30 March 2022.

注释:

- 职业伤亡个案是指根据《雇员补偿条例》呈报在工作地点发生的致命个案或导致失去工作能力三天以上的受伤个案。
- 括号内的数字显示死亡人数，数字已包括在伤亡数字内。
- 上列二零二零年的伤亡数字为截至2021年3月30日所记录的数字。
- 上列二零二一年的伤亡数字为截至2022年3月30日所记录的数字。

Occupational Injuries in Financing and Insurance
in 2021

- analysed by Type of Accident

二零二一年金融及保险业之职业伤亡个案 - 按意外类别分析

Type of Accident 意外类别		2020 二零二零年	2021 二零二一年
Trapped in or between objects	受困于物件之内或物件之间	4	3
Injured whilst lifting or carrying	提举或搬运物件时受伤	23	26
Slip, trip or fall on same level	滑倒、绊倒或在同一高度跌倒	117	87
Fall of person from height	人体从高处堕下	3	3
Striking against fixed or stationary object	与固定或不动的物件碰撞	9	10
Striking against or struck by moving object	被移动物件或与移动物件碰撞	19	10
Stepping on object	踏在物件上	0	0
Exposure to or contact with harmful substance	暴露于有害物质中或接触有害物质	0	0
Contact with electricity or electric discharge	触电或接触放出的电流	0	0
Trapped by collapsing or overturning object	受困于倒塌或翻侧的物件	0	0
Struck by falling object	遭堕下的物件撞击	1	2
Struck by moving vehicle	遭移动中的车辆撞倒	5 (1)	12
Contact with moving machinery or object being machined	触及开动中的机器或触及以机器制造中的物件	1	0
Drowning	遇溺	0	0
Exposure to fire	火警烧伤	0	0
Exposure to explosion	爆炸受伤	0	0
Injured by hand tool	被手工具所伤	1	3
Injured by fall of ground	泥土倾泻受伤	0	0
Asphyxiation	窒息	0	0
Contact with hot surface or substance	触及灼热表面或物质	5	5
Injured by animal	被动物所伤	1	0
Injured in workplace violence	于工作场所暴力事件中受伤	2	1
Others	其他类别	36 (3)	16 (2)
TOTAL	总数	227 (4)	178 (2)

Notes:

- Occupational injuries refer to injury cases in workplaces reported under the Employees' Compensation Ordinance, resulting in death or incapacity for work of over three days.
- Figures in brackets denote the number of fatalities which has also been included in the number of injuries.
- The above injury figures of 2020 are recorded as at 30 March 2021.
- The above injury figures of 2021 are recorded as at 30 March 2022.

注释:

- 职业伤亡个案是指根据《雇员补偿条例》呈报在工作地点发生的致命个案或导致失去工作能力三天以上的受伤个案。
- 括号内的数字显示死亡人数，数字已包括在伤亡数字内。
- 上列二零二零年的伤亡数字为截至2021年3月30日所记录的数字。
- 上列二零二一年的伤亡数字为截至2022年3月30日所记录的数字。



Occupational Injuries in Real Estate in 2021

- analysed by Type of Accident

二零二一年地产业之职业伤亡个案 - 按意外类别分析


Type of Accident 意外类别		2020 二零二零年	2021 二零二一年
Trapped in or between objects	受困于物件之内或物件之间	62	71
Injured whilst lifting or carrying	提举或搬运物件时受伤	236	255
Slip, trip or fall on same level	滑倒、绊倒或在同一高度跌倒	1 198	1 355 (1)
Fall of person from height	人体从高处堕下	38 (2)	57 (1)
Striking against fixed or stationary object	与固定或不动的物件碰撞	153	156
Striking against or struck by moving object	被移动物件或与移动物件碰撞	128	136
Stepping on object	踏在物件上	6	7
Exposure to or contact with harmful substance	暴露于有害物质中或接触有害物质	7	12
Contact with electricity or electric discharge	触电或接触放出的电流	1	3 (1)
Trapped by collapsing or overturning object	受困于倒塌或翻侧的物件	2	2
Struck by falling object	遭堕下的物件撞击	33	60
Struck by moving vehicle	遭移动中的车辆撞倒	42	47 (1)
Contact with moving machinery or object being machined	触及开动中的机器或触及以机器制造中的物件	5	15
Drowning	遇溺	0	0
Exposure to fire	火警烧伤	0	0
Exposure to explosion	爆炸受伤	0	0
Injured by hand tool	被手工具所伤	30	31
Injured by fall of ground	泥土倾泻受伤	0	0
Asphyxiation	窒息	0	0
Contact with hot surface or substance	触及灼热表面或物质	16	15
Injured by animal	被动物所伤	25	52
Injured in workplace violence	于工作场所暴力事件中受伤	96	111
Others	其他类别	108 (19)	178 (27)
TOTAL	总数	2 186 (21)	2 563 (31)

Notes:

- Occupational injuries refer to injury cases in workplaces reported under the Employees' Compensation Ordinance, resulting in death or incapacity for work of over three days.
- Figures in brackets denote the number of fatalities which has also been included in the number of injuries.
- The above injury figures of 2020 are recorded as at 30 March 2021.
- The above injury figures of 2021 are recorded as at 30 March 2022.

注释:

- 职业伤亡个案是指根据《雇员补偿条例》呈报在工作地点发生的致命个案或导致失去工作能力三天以上的受伤个案。
- 括号内的数字显示死亡人数，数字已包括在伤亡数字内。
- 上列二零二零年的伤亡数字为截至2021年3月30日所记录的数字。
- 上列二零二一年的伤亡数字为截至2022年3月30日所记录的数字。

Occupational Injuries in Education
in 2021

- analysed by Type of Accident

二零二一年教育之职业伤亡个案 - 按意外类别分析

Type of Accident 意外类别		2020 二零二零年	2021 二零二一年
Trapped in or between objects	受困于物件之内或物件之间	17	30
Injured whilst lifting or carrying	提举或搬运物件时受伤	192	258
Slip, trip or fall on same level	滑倒、绊倒或在同一高度跌倒	381	540
Fall of person from height	人体从高处堕下	28	37
Striking against fixed or stationary object	与固定或不动的物件碰撞	43	65
Striking against or struck by moving object	被移动物件或与移动物件碰撞	47	81
Stepping on object	踏在物件上	1	7
Exposure to or contact with harmful substance	暴露于有害物质中或接触有害物质	7	7
Contact with electricity or electric discharge	触电或接触放出的电流	4	2
Trapped by collapsing or overturning object	受困于倒塌或翻侧的物件	3	0
Struck by falling object	遭堕下的物件撞击	18	41
Struck by moving vehicle	遭移动中的车辆撞倒	11	12
Contact with moving machinery or object being machined	触及开动中的机器或触及以机器制造中的物件	8	6
Drowning	遇溺	0	0
Exposure to fire	火警烧伤	0	0
Exposure to explosion	爆炸受伤	0	0
Injured by hand tool	被手工具所伤	22	22
Injured by fall of ground	泥土倾泻受伤	0	0
Asphyxiation	窒息	0	0
Contact with hot surface or substance	触及灼热表面或物质	14	23
Injured by animal	被动物所伤	6	7
Injured in workplace violence	于工作场所暴力事件中受伤	44	81
Others	其他类别	55 (2)	86 (3)
TOTAL	总数	901 (2)	1 305 (3)

Notes:

- Occupational injuries refer to injury cases in workplaces reported under the Employees' Compensation Ordinance, resulting in death or incapacity for work of over three days.
- Figures in brackets denote the number of fatalities which has also been included in the number of injuries.
- The above injury figures of 2020 are recorded as at 30 March 2021.
- The above injury figures of 2021 are recorded as at 30 March 2022.

注释:

- 职业伤亡个案是指根据《雇员补偿条例》呈报在工作地点发生的致命个案或导致失去工作能力三天以上的受伤个案。
- 括号内的数字显示死亡人数，数字已包括在伤亡数字内。
- 上列二零二零年的伤亡数字为截至2021年3月30日所记录的数字。
- 上列二零二一年的伤亡数字为截至2022年3月30日所记录的数字。



Occupational Injuries in Human Health Services in 2021

- analysed by Type of Accident

二零二一年人类保健服务业之职业伤亡个案 - 按意外类别分析

Type of Accident 意外类别		2020 二零二零年	2021 二零二一年
Trapped in or between objects	受困于物件之内或物件之间	32	40
Injured whilst lifting or carrying	提举或搬运物件时受伤	394	435
Slip, trip or fall on same level	滑倒、绊倒或在同一高度跌倒	514	515
Fall of person from height	人体从高处堕下	12	5
Striking against fixed or stationary object	与固定或不动的物件碰撞	103	114
Striking against or struck by moving object	被移动物件或与移动物件碰撞	141	97
Stepping on object	踏在物件上	3	6
Exposure to or contact with harmful substance	暴露于有害物质中或接触有害物质	9	12
Contact with electricity or electric discharge	触电或接触放出的电流	0	0
Trapped by collapsing or overturning object	受困于倒塌或翻侧的物件	0	0
Struck by falling object	遭堕下的物件撞击	28	44
Struck by moving vehicle	遭移动中的车辆撞倒	23	40
Contact with moving machinery or object being machined	触及开动中的机器或触及以机器制造中的物件	1	5
Drowning	遇溺	0	0
Exposure to fire	火警烧伤	1	0
Exposure to explosion	爆炸受伤	0	0
Injured by hand tool	被手工具所伤	27	22
Injured by fall of ground	泥土倾泻受伤	0	0
Asphyxiation	窒息	0	0
Contact with hot surface or substance	触及灼热表面或物质	43	33
Injured by animal	被动物所伤	2	2
Injured in workplace violence	于工作场所暴力事件中受伤	94	107
Others	其他类别	128	86 (2)
TOTAL	总数	1 555	1 563 (2)

Notes:

- Occupational injuries refer to injury cases in workplaces reported under the Employees' Compensation Ordinance, resulting in death or incapacity for work of over three days.
- Figures in brackets denote the number of fatalities which has also been included in the number of injuries.
- The above injury figures of 2020 are recorded as at 30 March 2021.
- The above injury figures of 2021 are recorded as at 30 March 2022.

注释:

- 职业伤亡个案是指根据《雇员补偿条例》呈报在工作地点发生的致命个案或导致失去工作能力三天以上的受伤个案。
- 括号内的数字显示死亡人数，数字已包括在伤亡数字内。
- 上列二零二零年的伤亡数字为截至2021年3月30日所记录的数字。
- 上列二零二一年的伤亡数字为截至2022年3月30日所记录的数字。



Occupational Injuries in Social Work Services in 2021

- analysed by Type of Accident

二零二一年社会工作服务业之职业伤亡个案 - 按意外类别分析

Type of Accident 意外类别		2020 二零二零年	2021 二零二一年
Trapped in or between objects	受困于物件之内或物件之间	40	39
Injured whilst lifting or carrying	提举或搬运物件时受伤	345	390
Slip, trip or fall on same level	滑倒、绊倒或在同一高度跌倒	357	423
Fall of person from height	人体从高处堕下	15	14
Striking against fixed or stationary object	与固定或不动的物件碰撞	74	87
Striking against or struck by moving object	被移动物件或与移动物件碰撞	99	146
Stepping on object	踏在物件上	1	2
Exposure to or contact with harmful substance	暴露于有害物质中或接触有害物质	10	8
Contact with electricity or electric discharge	触电或接触放出的电流	1	0
Trapped by collapsing or overturning object	受困于倒塌或翻侧的物件	0	0
Struck by falling object	遭堕下的物件撞击	12	22
Struck by moving vehicle	遭移动中的车辆撞倒	9	22
Contact with moving machinery or object being machined	触及开动中的机器或触及以机器制造中的物件	7	3
Drowning	遇溺	0	0
Exposure to fire	火警烧伤	0	0
Exposure to explosion	爆炸受伤	0	0
Injured by hand tool	被手工具所伤	48	46
Injured by fall of ground	泥土倾泻受伤	0	0
Asphyxiation	窒息	0	0
Contact with hot surface or substance	触及灼热表面或物质	64	63
Injured by animal	被动物所伤	5	7
Injured in workplace violence	于工作场所暴力事件中受伤	119	187
Others	其他类别	104	85
TOTAL	总数	1 310	1 544

Notes:

- Occupational injuries refer to injury cases in workplaces reported under the Employees' Compensation Ordinance, resulting in death or incapacity for work of over three days.
- Figures in brackets denote the number of fatalities which has also been included in the number of injuries.
- The above injury figures of 2020 are recorded as at 30 March 2021.
- The above injury figures of 2021 are recorded as at 30 March 2022.

注释:

- 职业伤亡个案是指根据《雇员补偿条例》呈报在工作地点发生的致命个案或导致失去工作能力三天以上的受伤个案。
- 括号内的数字显示死亡人数，数字已包括在伤亡数字内。
- 上列二零二零年的伤亡数字为截至2021年3月30日所记录的数字。
- 上列二零二一年的伤亡数字为截至2022年3月30日所记录的数字。



**Occupational Injuries in Professional and Business Services
(excluding Pest Control and Cleaning Services)
in 2021**

- analysed by Type of Accident

二零二一年专业及商用服务业(病媒防治及清洁服务除外)之职业伤亡个案 - 按意外类别分析


Type of Accident 意外类别		2020 二零二零年	2021 二零二一年
Trapped in or between objects	受困于物件之内或物件之间	54	66
Injured whilst lifting or carrying	提举或搬运物件时受伤	239	264
Slip, trip or fall on same level	滑倒、绊倒或在同一高度跌倒	792	939
Fall of person from height	人体从高处堕下	38 (1)	43 (2)
Striking against fixed or stationary object	与固定或不动的物件碰撞	133	111
Striking against or struck by moving object	被移动物件或与移动物件碰撞	154	128
Stepping on object	踏在物件上	6	4
Exposure to or contact with harmful substance	暴露于有害物质中或接触有害物质	9	13
Contact with electricity or electric discharge	触电或接触放出的电流	1	0
Trapped by collapsing or overturning object	受困于倒塌或翻侧的物件	3	3
Struck by falling object	遭堕下的物件撞击	25 (1)	43
Struck by moving vehicle	遭移动中的车辆撞倒	75 (4)	109 (1)
Contact with moving machinery or object being machined	触及开动中的机器或触及以机器制造中的物件	18	25
Drowning	遇溺	0	0
Exposure to fire	火警烧伤	0	0
Exposure to explosion	爆炸受伤	1	1
Injured by hand tool	被手工具所伤	29	29
Injured by fall of ground	泥土倾泻受伤	0	0
Asphyxiation	窒息	0	0
Contact with hot surface or substance	触及灼热表面或物质	9	12
Injured by animal	被动物所伤	57	83
Injured in workplace violence	于工作场所暴力事件中受伤	56 (1)	56
Others	其他类别	151 (31)	175 (30)
TOTAL	总数	1 850 (38)	2 104 (33)

Notes:

- Occupational injuries refer to injury cases in workplaces reported under the Employees' Compensation Ordinance, resulting in death or incapacity for work of over three days.
- Figures in brackets denote the number of fatalities which has also been included in the number of injuries.
- The above injury figures of 2020 are recorded as at 30 March 2021.
- The above injury figures of 2021 are recorded as at 30 March 2022.

注释:

- 职业伤亡个案是指根据《雇员补偿条例》呈报在工作地点发生的致命个案或导致失去工作能力三天以上的受伤个案。
- 括号内的数字显示死亡人数，数字已包括在伤亡数字内。
- 上列二零二零年的伤亡数字为截至2021年3月30日所记录的数字。
- 上列二零二一年的伤亡数字为截至2022年3月30日所记录的数字。

Occupational Injuries in Pest Control and Cleaning Services
in 2021

- analysed by Type of Accident

二零二一年病媒防治及清洁服务业之职业伤亡个案 - 按意外类别分析

Type of Accident 意外类别		2020 二零二零年	2021 二零二一年
Trapped in or between objects	受困于物件之内或物件之间	78	89
Injured whilst lifting or carrying	提举或搬运物件时受伤	373	396
Slip, trip or fall on same level	滑倒、绊倒或在同一高度跌倒	857	985
Fall of person from height	人体从高处堕下	24	21 (1)
Striking against fixed or stationary object	与固定或不动的物件碰撞	186	185
Striking against or struck by moving object	被移动物件或与移动物件碰撞	214	203
Stepping on object	踏在物件上	6	13
Exposure to or contact with harmful substance	暴露于有害物质中或接触有害物质	32	48
Contact with electricity or electric discharge	触电或接触放出的电流	0	0
Trapped by collapsing or overturning object	受困于倒塌或翻侧的物件	2	2
Struck by falling object	遭堕下的物件撞击	23	43
Struck by moving vehicle	遭移动中的车辆撞倒	60 (3)	76 (1)
Contact with moving machinery or object being machined	触及开动中的机器或触及以机器制造中的物件	9	3
Drowning	遇溺	0	0
Exposure to fire	火警烧伤	0	0
Exposure to explosion	爆炸受伤	0	0
Injured by hand tool	被手工具所伤	17	9
Injured by fall of ground	泥土倾泻受伤	0	0
Asphyxiation	窒息	0	0
Contact with hot surface or substance	触及灼热表面或物质	21	20
Injured by animal	被动物所伤	21	37
Injured in workplace violence	于工作场所暴力事件中受伤	36	30
Others	其他类别	108 (13)	142 (24)
TOTAL	总数	2 067 (16)	2 302 (26)

Notes:

- Occupational injuries refer to injury cases in workplaces reported under the Employees' Compensation Ordinance, resulting in death or incapacity for work of over three days.
- Figures in brackets denote the number of fatalities which has also been included in the number of injuries.
- The above injury figures of 2020 are recorded as at 30 March 2021.
- The above injury figures of 2021 are recorded as at 30 March 2022.

注释:

- 职业伤亡个案是指根据《雇员补偿条例》呈报在工作地点发生的致命个案或导致失去工作能力三天以上的受伤个案。
- 括号内的数字显示死亡人数，数字已包括在伤亡数字内。
- 上列二零二零年的伤亡数字为截至2021年3月30日所记录的数字。
- 上列二零二一年的伤亡数字为截至2022年3月30日所记录的数字。



**Industrial Accidents in All Industrial Undertakings
in 2021
- analysed by Industry**

二零二一年所有工业经营之工业意外个案 - 按行业分析

Industry 行业	2020 二零二零年	2021 二零二一年
I. Manufacturing 制造业	<u>1 046</u> (1)	<u>1 172</u>
7 Selected Industries 七个选定行业		
↑ Textiles 纺织品	67	23
Wearing apparel 成衣	7	1
Electronics 电子	8	16
Fabricated metal products 金属制品	26	30
Rubber and plastics products 橡胶及塑胶产品	19	18
Shipbuilding and shiprepairing 造船及修船	12	29
↓ Printing and reproduction of recorded media 印刷及已储录资料媒体的复制	53	43
Other Manufacturing Industries 其他制造业	854 (1)	1 012
II. Construction 建筑业	<u>2 532</u> (18)	<u>3 109</u> (23)
III. Food and beverage services 餐饮服务	<u>3 124</u>	<u>3 999</u>
IV. Other industries 其他行业	<u>500</u> (2)	<u>585</u> (2)
TOTAL 总数	<u>7 202</u> (21)	<u>8 865</u> (25)

Notes:

- Industrial accidents refer to injuries and deaths arising from industrial activities in industrial undertakings as defined under the Factories and Industrial Undertakings Ordinance.
- Figures in brackets denote the number of fatalities which has also been included in the number of accidents.
- The above accident figures of 2020 are recorded as at 30 March 2021.
- The above accident figures of 2021 are recorded as at 30 March 2022.
- The above statistics are compiled based on the Hong Kong Standard Industrial Classification Version 2.0.

注释:

- 工业意外是指在《工厂及工业经营条例》所界定的工业经营内发生的受伤或死亡意外，而这些意外是因工业活动而引致的。
- 括号内的数字显示死亡人数，数字已包括在意外数目内。
- 上列二零二零年的意外数字为截至2021年3月30日所记录的数字。
- 上列二零二一年的意外数字为截至2022年3月30日所记录的数字。
- 以上的统计数字是按《香港标准行业分类2.0版》编制。



Industrial Accidents in All Industrial Undertakings in 2021

- analysed by Type of Accident

二零二一年所有工业经营之工业意外个案 - 按意外类别分析

Type of Accident 意外类别		2020 二零二零年		2021 二零二一年	
Trapped in or between objects	受困于物件之内或物件之间	223	(2)	313	(2)
Injured whilst lifting or carrying	提举或搬运物件时受伤	1 282		1 545	
Slip, trip or fall on same level	滑倒、绊倒或在同一高度跌倒	1 679		2 145	
Fall of person from height	人体从高处堕下	292	(9)	345	(10)
Striking against fixed or stationary object	与固定或不动的物件碰撞	716		776	(1)
Striking against or struck by moving object	被移动物件或与移动物件碰撞	706	(2)	663	(3)
Stepping on object	踏在物件上	20		38	
Exposure to or contact with harmful substance	暴露于有害物质中或接触有害物质	48		73	
Contact with electricity or electric discharge	触电或接触放出的电流	13	(1)	10	
Trapped by collapsing or overturning object	受困于倒塌或翻侧的物件	32	(4)	17	(3)
Struck by falling object	遭堕下的物件撞击	138	(1)	293	(2)
Struck by moving vehicle	遭移动中的车辆撞倒	26		51	
Contact with moving machinery or object being machined	触及开动中的机器或触及以机器制造中的物件	382	(1)	428	
Drowning	遇溺	2	(1)	0	
Exposure to fire	火警烧伤	11		6	
Exposure to explosion	爆炸受伤	1		2	
Injured by hand tool	被手工具所伤	721		969	
Injured by fall of ground	泥土倾泻受伤	0		0	
Asphyxiation	窒息	0		5	(4)
Contact with hot surface or substance	触及灼热表面或物质	854		1 015	
Injured by animal	被动物所伤	17		24	
Injured in workplace violence	于工作场所暴力事件中受伤	1		0	
Others	其他类别	38		147	
TOTAL	总数	7 202	(21)	8 865	(25)

Notes:

- Industrial accidents refer to injuries and deaths arising from industrial activities in industrial undertakings as defined under the Factories and Industrial Undertakings Ordinance.
- Figures in brackets denote the number of fatalities which has also been included in the number of accidents.
- The above accident figures of 2020 are recorded as at 30 March 2021.
- The above accident figures of 2021 are recorded as at 30 March 2022.

注释:

- 工业意外是指在《工厂及工业经营条例》所界定的工业经营内发生的受伤或死亡意外，而这些意外是因工业活动而引致的。
- 括号内的数字显示死亡人数，数字已包括在意外数目内。
- 上列二零二零年的意外数字为截至2021年3月30日所记录的数字。
- 上列二零二一年的意外数字为截至2022年3月30日所记录的数字。



Industrial Accidents in Manufacturing Industry in 2021

- analysed by Type of Accident

二零二一年制造业之工业意外个案 - 按意外类别分析

Type of Accident 意外类别		2020 二零二零年	2021 二零二一年
Trapped in or between objects	受困于物件之内或物件之间	49	54
Injured whilst lifting or carrying	提举或搬运物件时受伤	221	225
Slip, trip or fall on same level	滑倒、绊倒或在同一高度跌倒	189	245
Fall of person from height	人体从高处堕下	21 (1)	27
Striking against fixed or stationary object	与固定或不动的物件碰撞	110	115
Striking against or struck by moving object	被移动物件或与移动物件碰撞	129	124
Stepping on object	踏在物件上	3	4
Exposure to or contact with harmful substance	暴露于有害物质中或接触有害物质	8	13
Contact with electricity or electric discharge	触电或接触放出的电流	0	1
Trapped by collapsing or overturning object	受困于倒塌或翻侧的物件	2	1
Struck by falling object	遭堕下的物件撞击	9	37
Struck by moving vehicle	遭移动中的车辆撞倒	3	11
Contact with moving machinery or object being machined	触及开动中的机器或触及以机器制造中的物件	173	144
Drowning	遇溺	0	0
Exposure to fire	火警烧伤	0	0
Exposure to explosion	爆炸受伤	0	0
Injured by hand tool	被手工具所伤	49	63
Injured by fall of ground	泥土倾泻受伤	0	0
Asphyxiation	窒息	0	0
Contact with hot surface or substance	触及灼热表面或物质	58	92
Injured by animal	被动物所伤	0	1
Injured in workplace violence	于工作场所暴力事件中受伤	1	0
Others	其他类别	21	15
TOTAL	总数	1 046 (1)	1 172

Notes:

- Industrial accidents refer to injuries and deaths arising from industrial activities in industrial undertakings as defined under the Factories and Industrial Undertakings Ordinance.
- Figures in brackets denote the number of fatalities which has also been included in the number of accidents.
- The above accident figures of 2020 are recorded as at 30 March 2021.
- The above accident figures of 2021 are recorded as at 30 March 2022.

注释:

- 工业意外是指在《工厂及工业经营条例》所界定的工业经营内发生的受伤或死亡意外，而这些意外是因工业活动而引致的。
- 括号内的数字显示死亡人数，数字已包括在意外数目内。
- 上列二零二零年的意外数字为截至2021年3月30日所记录的数字。
- 上列二零二一年的意外数字为截至2022年3月30日所记录的数字。



Industrial Accidents in Textiles Industry in 2021

- analysed by Type of Accident

二零二一年纺织品制造业之工业意外个案 - 按意外类别分析

Type of Accident 意外类别		2020 二零二零年	2021 二零二一年
Trapped in or between objects	受困于物件之内或物件之间	1	1
Injured whilst lifting or carrying	提举或搬运物件时受伤	6	4
Slip, trip or fall on same level	滑倒、绊倒或在同一高度跌倒	1	3
Fall of person from height	人体从高处堕下	1	1
Striking against fixed or stationary object	与固定或不动的物件碰撞	2	1
Striking against or struck by moving object	被移动物件或与移动物件碰撞	0	1
Stepping on object	踏在物件上	0	0
Exposure to or contact with harmful substance	暴露于有害物质中或接触有害物质	0	0
Contact with electricity or electric discharge	触电或接触放出的电流	0	0
Trapped by collapsing or overturning object	受困于倒塌或翻侧的物件	0	0
Struck by falling object	遭堕下的物件撞击	0	0
Struck by moving vehicle	遭移动中的车辆撞倒	0	0
Contact with moving machinery or object being machined	触及开动中的机器或触及以机器制造中的物件	36	9
Drowning	遇溺	0	0
Exposure to fire	火警烧伤	0	0
Exposure to explosion	爆炸受伤	0	0
Injured by hand tool	被手工具所伤	1	2
Injured by fall of ground	泥土倾泻受伤	0	0
Asphyxiation	窒息	0	0
Contact with hot surface or substance	触及灼热表面或物质	0	1
Injured by animal	被动物所伤	0	0
Injured in workplace violence	于工作场所暴力事件中受伤	0	0
Others	其他类别	19	0
TOTAL	总数	67	23

Notes:

- Industrial accidents refer to injuries and deaths arising from industrial activities in industrial undertakings as defined under the Factories and Industrial Undertakings Ordinance.
- Figures in brackets denote the number of fatalities which has also been included in the number of accidents.
- The above accident figures of 2020 are recorded as at 30 March 2021.
- The above accident figures of 2021 are recorded as at 30 March 2022.

注释:

- 工业意外是指在《工厂及工业经营条例》所界定的工业经营内发生的受伤或死亡意外，而这些意外是因工业活动而引致的。
- 括号内的数字显示死亡人数，数字已包括在意外数目内。
- 上列二零二零年的意外数字为截至2021年3月30日所记录的数字。
- 上列二零二一年的意外数字为截至2022年3月30日所记录的数字。



Industrial Accidents in Wearing Apparel Industry in 2021

- analysed by Type of Accident

二零二一年成衣制造业之工业意外个案 - 按意外类别分析

Type of Accident 意外类别		2020 二零二零年	2021 二零二一年
Trapped in or between objects	受困于物件之内或物件之间	0	0
Injured whilst lifting or carrying	提举或搬运物件时受伤	0	0
Slip, trip or fall on same level	滑倒、绊倒或在同一高度跌倒	1	1
Fall of person from height	人体从高处堕下	0	0
Striking against fixed or stationary object	与固定或不动的物件碰撞	0	0
Striking against or struck by moving object	被移动物件或与移动物件碰撞	0	0
Stepping on object	踏在物件上	0	0
Exposure to or contact with harmful substance	暴露于有害物质中或接触有害物质	0	0
Contact with electricity or electric discharge	触电或接触放出的电流	0	0
Trapped by collapsing or overturning object	受困于倒塌或翻侧的物件	0	0
Struck by falling object	遭堕下的物件撞击	0	0
Struck by moving vehicle	遭移动中的车辆撞倒	0	0
Contact with moving machinery or object being machined	触及开动中的机器或触及以机器制造中的物件	4	0
Drowning	遇溺	0	0
Exposure to fire	火警烧伤	0	0
Exposure to explosion	爆炸受伤	0	0
Injured by hand tool	被手工具所伤	1	0
Injured by fall of ground	泥土倾泻受伤	0	0
Asphyxiation	窒息	0	0
Contact with hot surface or substance	触及灼热表面或物质	1	0
Injured by animal	被动物所伤	0	0
Injured in workplace violence	于工作场所暴力事件中受伤	0	0
Others	其他类别	0	0
TOTAL	总数	7	1

Notes:

- Industrial accidents refer to injuries and deaths arising from industrial activities in industrial undertakings as defined under the Factories and Industrial Undertakings Ordinance.
- Figures in brackets denote the number of fatalities which has also been included in the number of accidents.
- The above accident figures of 2020 are recorded as at 30 March 2021.
- The above accident figures of 2021 are recorded as at 30 March 2022.

注释:

- 工业意外是指在《工厂及工业经营条例》所界定的工业经营内发生的受伤或死亡意外，而这些意外是因工业活动而引致的。
- 括号内的数字显示死亡人数，数字已包括在意外数目内。
- 上列二零二零年的意外数字为截至2021年3月30日所记录的数字。
- 上列二零二一年的意外数字为截至2022年3月30日所记录的数字。



Industrial Accidents in Electronics Industry in 2021

- analysed by Type of Accident

二零二一年电子业之工业意外个案 - 按意外类别分析


Type of Accident 意外类别	2020 二零二零年	2021 二零二一年
Trapped in or between objects 受困于物件之内或物件之间	0	1
Injured whilst lifting or carrying 提举或搬运物件时受伤	1	1
Slip, trip or fall on same level 滑倒、绊倒或在同一高度跌倒	0	6
Fall of person from height 人体从高处堕下	0	1
Striking against fixed or stationary object 与固定或不动的物件碰撞	3	1
Striking against or struck by moving object 被移动物件或与移动物件碰撞	1	2
Stepping on object 踏在物件上	0	0
Exposure to or contact with harmful substance 暴露于有害物质中或接触有害物质	1	0
Contact with electricity or electric discharge 触电或接触放出的电流	0	0
Trapped by collapsing or overturning object 受困于倒塌或翻侧的物件	0	0
Struck by falling object 遭堕下的物件撞击	0	1
Struck by moving vehicle 遭移动中的车辆撞倒	0	0
Contact with moving machinery or object being machined 触及开动中的机器或触及以机器制 造中的物件	2	3
Drowning 遇溺	0	0
Exposure to fire 火警烧伤	0	0
Exposure to explosion 爆炸受伤	0	0
Injured by hand tool 被手工具所伤	0	0
Injured by fall of ground 泥土倾泻受伤	0	0
Asphyxiation 窒息	0	0
Contact with hot surface or substance 触及灼热表面或物质	0	0
Injured by animal 被动物所伤	0	0
Injured in workplace violence 于工作场所暴力事件中受伤	0	0
Others 其他类别	0	0
TOTAL 总数	8	16

Notes:

- Industrial accidents refer to injuries and deaths arising from industrial activities in industrial undertakings as defined under the Factories and Industrial Undertakings Ordinance.
- Figures in brackets denote the number of fatalities which has also been included in the number of accidents.
- The above accident figures of 2020 are recorded as at 30 March 2021.
- The above accident figures of 2021 are recorded as at 30 March 2022.

注释:

- 工业意外是指在《工厂及工业经营条例》所界定的工业经营内发生的受伤或死亡意外，而这些意外是因工业活动而引致的。
- 括号内的数字显示死亡人数，数字已包括在意外数目内。
- 上列二零二零年的意外数字为截至2021年3月30日所记录的数字。
- 上列二零二一年的意外数字为截至2022年3月30日所记录的数字。



**Industrial Accidents in Fabricated Metal Products Industry
in 2021
- analysed by Type of Accident**

二零二一年金属制品制造业之工业意外个案 - 按意外类别分析

Type of Accident 意外类别		2020 二零二零年	2021 二零二一年
Trapped in or between objects	受困于物件之内或物件之间	3	2
Injured whilst lifting or carrying	提举或搬运物件时受伤	2	5
Slip, trip or fall on same level	滑倒、绊倒或在同一高度跌倒	4	2
Fall of person from height	人体从高处堕下	0	1
Striking against fixed or stationary object	与固定或不动的物件碰撞	6	4
Striking against or struck by moving object	被移动物件或与移动物件碰撞	5	6
Stepping on object	踏在物件上	0	0
Exposure to or contact with harmful substance	暴露于有害物质中或接触有害物质	0	0
Contact with electricity or electric discharge	触电或接触放出的电流	0	0
Trapped by collapsing or overturning object	受困于倒塌或翻侧的物件	0	0
Struck by falling object	遭堕下的物件撞击	1	0
Struck by moving vehicle	遭移动中的车辆撞倒	0	1
Contact with moving machinery or object being machined	触及开动中的机器或触及以机器制造中的物件	4	7
Drowning	遇溺	0	0
Exposure to fire	火警烧伤	0	0
Exposure to explosion	爆炸受伤	0	0
Injured by hand tool	被手工具所伤	1	1
Injured by fall of ground	泥土倾泻受伤	0	0
Asphyxiation	窒息	0	0
Contact with hot surface or substance	触及灼热表面或物质	0	0
Injured by animal	被动物所伤	0	0
Injured in workplace violence	于工作场所暴力事件中受伤	0	0
Others	其他类别	0	1
TOTAL	总数	26	30

Notes:

1. Industrial accidents refer to injuries and deaths arising from industrial activities in industrial undertakings as defined under the Factories and Industrial Undertakings Ordinance.
2. Figures in brackets denote the number of fatalities which has also been included in the number of accidents.
3. The above accident figures of 2020 are recorded as at 30 March 2021.
4. The above accident figures of 2021 are recorded as at 30 March 2022.

注释:

1. 工业意外是指在《工厂及工业经营条例》所界定的工业经营内发生的受伤或死亡意外，而这些意外是因工业活动而引致的。
2. 括号内的数字显示死亡人数，数字已包括在意外数目内。
3. 上列二零二零年的意外数字为截至2021年3月30日所记录的数字。
4. 上列二零二一年的意外数字为截至2022年3月30日所记录的数字。



Industrial Accidents in Rubber and Plastics Products Industry in 2021

- analysed by Type of Accident

二零二一年橡胶及塑胶产品制造业之工业意外个案 - 按意外类别分析


Type of Accident 意外类别	2020 二零二零年	2021 二零二一年
Trapped in or between objects 受困于物件之内或物件之间	1	1
Injured whilst lifting or carrying 提举或搬运物件时受伤	2	2
Slip, trip or fall on same level 滑倒、绊倒或在同一高度跌倒	5	3
Fall of person from height 人体从高处堕下	2	2
Striking against fixed or stationary object 与固定或不动的物件碰撞	2	1
Striking against or struck by moving object 被移动物件或与移动物件碰撞	2	2
Stepping on object 踏在物件上	0	0
Exposure to or contact with harmful substance 暴露于有害物质中或接触有害物质	0	0
Contact with electricity or electric discharge 触电或接触放出的电流	0	0
Trapped by collapsing or overturning object 受困于倒塌或翻侧的物件	0	0
Struck by falling object 遭堕下的物件撞击	0	0
Struck by moving vehicle 遭移动中的车辆撞倒	0	1
Contact with moving machinery or object being machined 触及开动中的机器或触及以机器制 造中的物件	4	3
Drowning 遇溺	0	0
Exposure to fire 火警烧伤	0	0
Exposure to explosion 爆炸受伤	0	0
Injured by hand tool 被手工具所伤	0	1
Injured by fall of ground 泥土倾泻受伤	0	0
Asphyxiation 窒息	0	0
Contact with hot surface or substance 触及灼热表面或物质	1	1
Injured by animal 被动物所伤	0	0
Injured in workplace violence 于工作场所暴力事件中受伤	0	0
Others 其他类别	0	1
TOTAL 总数	19	18

Notes:

- Industrial accidents refer to injuries and deaths arising from industrial activities in industrial undertakings as defined under the Factories and Industrial Undertakings Ordinance.
- Figures in brackets denote the number of fatalities which has also been included in the number of accidents.
- The above accident figures of 2020 are recorded as at 30 March 2021.
- The above accident figures of 2021 are recorded as at 30 March 2022.

注释:

- 工业意外是指在《工厂及工业经营条例》所界定的工业经营内发生的受伤或死亡意外，而这些意外是因工业活动而引致的。
- 括号内的数字显示死亡人数，数字已包括在意外数目内。
- 上列二零二零年的意外数字为截至2021年3月30日所记录的数字。
- 上列二零二一年的意外数字为截至2022年3月30日所记录的数字。



**Industrial Accidents in Shipbuilding and Shiprepairing Industry
in 2021
- analysed by Type of Accident**

二零二一年造船及修船业之工业意外个案 - 按意外类别分析

Type of Accident 意外类别		2020 二零二零年	2021 二零二一年
Trapped in or between objects	受困于物件之内或物件之间	1	4
Injured whilst lifting or carrying	提举或搬运物件时受伤	1	6
Slip, trip or fall on same level	滑倒、绊倒或在同一高度跌倒	1	10
Fall of person from height	人体从高处堕下	2	1
Striking against fixed or stationary object	与固定或不动的物件碰撞	3	1
Striking against or struck by moving object	被移动物件或与移动物件碰撞	2	5
Stepping on object	踏在物件上	0	0
Exposure to or contact with harmful substance	暴露于有害物质中或接触有害物质	0	0
Contact with electricity or electric discharge	触电或接触放出的电流	0	0
Trapped by collapsing or overturning object	受困于倒塌或翻侧的物件	0	0
Struck by falling object	遭堕下的物件撞击	0	1
Struck by moving vehicle	遭移动中的车辆撞倒	0	0
Contact with moving machinery or object being machined	触及开动中的机器或触及以机器制造中的物件	1	0
Drowning	遇溺	0	0
Exposure to fire	火警烧伤	0	0
Exposure to explosion	爆炸受伤	0	0
Injured by hand tool	被手工具所伤	0	1
Injured by fall of ground	泥土倾泻受伤	0	0
Asphyxiation	窒息	0	0
Contact with hot surface or substance	触及灼热表面或物质	1	0
Injured by animal	被动物所伤	0	0
Injured in workplace violence	于工作场所暴力事件中受伤	0	0
Others	其他类别	0	0
TOTAL	总数	12	29

Notes:

- Industrial accidents refer to injuries and deaths arising from industrial activities in industrial undertakings as defined under the Factories and Industrial Undertakings Ordinance.
- Figures in brackets denote the number of fatalities which has also been included in the number of accidents.
- The above accident figures of 2020 are recorded as at 30 March 2021.
- The above accident figures of 2021 are recorded as at 30 March 2022.

注释:

- 工业意外是指在《工厂及工业经营条例》所界定的工业经营内发生的受伤或死亡意外，而这些意外是因工业活动而引致的。
- 括号内的数字显示死亡人数，数字已包括在意外数目内。
- 上列二零二零年的意外数字为截至2021年3月30日所记录的数字。
- 上列二零二一年的意外数字为截至2022年3月30日所记录的数字。



**Industrial Accidents in Printing and Reproduction of Recorded Media Industry
in 2021**

- analysed by Type of Accident

二零二一年印刷及已儲錄資料媒体的复制业之工业意外个案 - 按意外类别分析

Type of Accident 意外类别		2020 二零二零年	2021 二零二一年
Trapped in or between objects	受困于物件之内或物件之间	2	1
Injured whilst lifting or carrying	提举或搬运物件时受伤	21	15
Slip, trip or fall on same level	滑倒、绊倒或在同一高度跌倒	11	3
Fall of person from height	人体从高处堕下	1	2
Striking against fixed or stationary object	与固定或不动的物件碰撞	1	3
Striking against or struck by moving object	被移动物件或与移动物件碰撞	3	5
Stepping on object	踏在物件上	0	1
Exposure to or contact with harmful substance	暴露于有害物质中或接触有害物质	0	0
Contact with electricity or electric discharge	触电或接触放出的电流	0	0
Trapped by collapsing or overturning object	受困于倒塌或翻侧的物件	0	0
Struck by falling object	遭堕下的物件撞击	0	1
Struck by moving vehicle	遭移动中的车辆撞倒	1	0
Contact with moving machinery or object being machined	触及开动中的机器或触及以机器制造中的物件	9	10
Drowning	遇溺	0	0
Exposure to fire	火警烧伤	0	0
Exposure to explosion	爆炸受伤	0	0
Injured by hand tool	被手工具所伤	3	2
Injured by fall of ground	泥土倾泻受伤	0	0
Asphyxiation	窒息	0	0
Contact with hot surface or substance	触及灼热表面或物质	0	0
Injured by animal	被动物所伤	0	0
Injured in workplace violence	于工作场所暴力事件中受伤	0	0
Others	其他类别	1	0
TOTAL	总数	53	43

Notes:

1. Industrial accidents refer to injuries and deaths arising from industrial activities in industrial undertakings as defined under the Factories and Industrial Undertakings Ordinance.
2. Figures in brackets denote the number of fatalities which has also been included in the number of accidents.
3. The above accident figures of 2020 are recorded as at 30 March 2021.
4. The above accident figures of 2021 are recorded as at 30 March 2022.

注释:

1. 工业意外是指在《工厂及工业经营条例》所界定的工业经营内发生的受伤或死亡意外，而这些意外是因工业活动而引致的。
2. 括号内的数字显示死亡人数，数字已包括在意外数目内。
3. 上列二零二零年的意外数字为截至2021年3月30日所记录的数字。
4. 上列二零二一年的意外数字为截至2022年3月30日所记录的数字。



Industrial Accidents in Construction Industry in 2021

- analysed by Type of Accident

二零二一年建造业之工业意外个案 - 按意外类别分析

Type of Accident 意外类别		2020 二零二零年		2021 二零二一年	
Trapped in or between objects	受困于物件之内或物件之间	105	(2)	168	(2)
Injured whilst lifting or carrying	提举或搬运物件时受伤	463		616	
Slip, trip or fall on same level	滑倒、绊倒或在同一高度跌倒	698		818	
Fall of person from height	人体从高处堕下	216	(7)	263	(8)
Striking against fixed or stationary object	与固定或不动的物件碰撞	255		283	(1)
Striking against or struck by moving object	被移动物件或与移动物件碰撞	357	(2)	284	(3)
Stepping on object	踏在物件上	13		21	
Exposure to or contact with harmful substance	暴露于有害物质中或接触有害物质	8		25	
Contact with electricity or electric discharge	触电或接触放出的电流	12	(1)	6	
Trapped by collapsing or overturning object	受困于倒塌或翻侧的物件	26	(4)	13	(3)
Struck by falling object	遭堕下的物件撞击	81	(1)	161	(2)
Struck by moving vehicle	遭移动中的车辆撞倒	12		15	
Contact with moving machinery or object being machined	触及开动中的机器或触及以机器制造中的物件	153		196	
Drowning	遇溺	2	(1)	0	
Exposure to fire	火警烧伤	7		2	
Exposure to explosion	爆炸受伤	1		0	
Injured by hand tool	被手工具所伤	100		147	
Injured by fall of ground	泥土倾泻受伤	0		0	
Asphyxiation	窒息	0		5	(4)
Contact with hot surface or substance	触及灼热表面或物质	17		19	
Injured by animal	被动物所伤	1		3	
Injured in workplace violence	于工作场所暴力事件中受伤	0		0	
Others	其他类别	5		64	
TOTAL	总数	2 532	(18)	3 109	(23)

Notes:

- Industrial accidents refer to injuries and deaths arising from industrial activities in industrial undertakings as defined under the Factories and Industrial Undertakings Ordinance.
- Figures in brackets denote the number of fatalities which has also been included in the number of accidents.
- The above accident figures of 2020 are recorded as at 30 March 2021.
- The above accident figures of 2021 are recorded as at 30 March 2022.

注释:

- 工业意外是指在《工厂及工业经营条例》所界定的工业经营内发生的受伤或死亡意外，而这些意外是因工业活动而引致的。
- 括号内的数字显示死亡人数，数字已包括在意外数目内。
- 上列二零二零年的意外数字为截至2021年3月30日所记录的数字。
- 上列二零二一年的意外数字为截至2022年3月30日所记录的数字。



Industrial Accidents in Food and Beverage Services in 2021

- analysed by Type of Accident

二零二一年餐饮服务业之工业意外个案 - 按意外类别分析

Type of Accident 意外类别	2020 二零二零年	2021 二零二一年
Trapped in or between objects 受困于物件之内或物件之间	38	51
Injured whilst lifting or carrying 提举或搬运物件时受伤	489	588
Slip, trip or fall on same level 滑倒、绊倒或在同一高度跌倒	696	946
Fall of person from height 人体从高处堕下	22	23
Striking against fixed or stationary object 与固定或不动的物件碰撞	281	323
Striking against or struck by moving object 被移动物件或与移动物件碰撞	138	155
Stepping on object 踏在物件上	4	7
Exposure to or contact with harmful substance 暴露于有害物质中或接触有害物质	26	32
Contact with electricity or electric discharge 触电或接触放出的电流	1	1
Trapped by collapsing or overturning object 受困于倒塌或翻侧的物件	0	1
Struck by falling object 遭堕下的物件撞击	35	70
Struck by moving vehicle 遭移动中的车辆撞倒	0	5
Contact with moving machinery or object being machined 触及开动中的机器或触及以机器制 造中的物件	41	71
Drowning 遇溺	0	0
Exposure to fire 火警烧伤	4	4
Exposure to explosion 爆炸受伤	0	1
Injured by hand tool 被手工具所伤	550	738
Injured by fall of ground 泥土倾泻受伤	0	0
Asphyxiation 窒息	0	0
Contact with hot surface or substance 触及灼热表面或物质	771	900
Injured by animal 被动物所伤	16	19
Injured in workplace violence 于工作场所暴力事件中受伤	0	0
Others 其他类别	12	64
TOTAL 总数	3 124	3 999

Notes:

- Industrial accidents refer to injuries and deaths arising from industrial activities in industrial undertakings as defined under the Factories and Industrial Undertakings Ordinance.
- Figures in brackets denote the number of fatalities which has also been included in the number of accidents.
- The above accident figures of 2020 are recorded as at 30 March 2021.
- The above accident figures of 2021 are recorded as at 30 March 2022.

注释:

- 工业意外是指在《工厂及工业经营条例》所界定的工业经营内发生的受伤或死亡意外，而这些意外是因工业活动而引致的。
- 括号内的数字显示死亡人数，数字已包括在意外数目内。
- 上列二零二零年的意外数字为截至2021年3月30日所记录的数字。
- 上列二零二一年的意外数字为截至2022年3月30日所记录的数字。



**Statistics of Confirmed Occupational Diseases
(excluding Silicosis, Asbestosis, Mesothelioma, Occupational Deafness and Gas Poisoning)
by Industry in 2021**

**二零二一年各行业中经证实为职业病的个案数字统计
(矽肺病、石棉沉着病、间皮瘤、职业性失聪和气体中毒除外)**

Industry Section 行业主类	Occupational Disease Codes (2020)						Occupational Disease Codes (2021)					
	职业病译码 (二零二零年)						职业病译码 (二零二一年)					
	3	8	14	40	44	Total 总数	3	8	14	40	44	Total 总数
Agriculture, forestry and fishing 农业、林业及渔业	0	0	0	0	0	0	0	1	0	0	0	1
Mining and quarrying 采矿及采石业	0	0	0	0	0	0	0	0	0	0	0	0
Manufacturing 制造业	0	2	0	0	0	2	0	0	0	0	0	0
Electricity, gas and waste management 电力、燃气及废弃物管理	0	0	0	0	0	0	0	0	0	0	0	0
Construction 建筑业	0	0	0	0	0	0	0	1	0	0	0	1
Import/export, wholesale and retail trades 进出口贸易、批发及零售业	0	0	0	0	0	0	0	1	0	0	0	1
Transportation, storage, postal and courier services 运输、仓库、邮政及速递服务	0	0	0	0	1	1	0	3	0	0	0	3
Accommodation and food services 住宿及膳食服务	0	3	0	0	0	3	0	4	0	1	0	5
Information and communications 资讯及通讯	0	1	0	0	0	1	0	0	0	0	0	0
Financing and insurance 金融及保险	0	0	0	0	0	0	0	0	0	0	0	0
Real estate 地产	0	0	0	0	0	0	0	0	0	0	0	0
Professional and business services 专业及商用服务	0	1	0	0	0	1	0	1	0	0	0	1
Public administration, and social and personal services 公共行政以及社会及个人服务	0	10	3	2	0	15	1	17	11	0	0	29
Other industries 其他行业	0	0	0	0	0	0	0	0	0	0	0	0
Total 总数	0	17	3	2	1	23	1	28	11	1	0	41

Occupational Disease Codes

职业病译码

3 = Compressed Air Illness

3 = 气压病

8 = Tenosynovitis of the Hand or Forearm

8 = 手部或前臂腱鞘炎

14 = Tuberculosis

14 = 结核病

40 = Occupational Dermatitis

40 = 职业性皮肤病

44 = Occupational Asthma

44 = 职业性哮喘病

Notes:

- 1) For information on silicosis, asbestosis and mesothelioma, please refer to the Pneumoconiosis Compensation Fund Board.
- 2) For information on occupational deafness, please refer to the Occupational Deafness Compensation Board.

注释:

- 1) 有关矽肺病、石棉沉着病及间皮瘤，请参考肺尘埃沉着病补偿基金委员会所发表的资料。
- 2) 有关职业性失聪，请参考职业性失聪补偿管理局所发表的资料。



Number of Confirmed Occupational Diseases in 2021

二零二一年经证实为职业病的个案数字

Occupational Disease 职业病	2020 二零二零年	2021 二零二一年
Occupational Deafness 职业性失聪	78	394
Silicosis 矽肺病	88	67
Tenosynovitis of the Hand or Forearm 手部或前臂腱鞘炎	17	28
Mesothelioma 间皮瘤	12	20
Tuberculosis 结核病	3	11
Asbestosis 石棉沉着病	12	7
Gas Poisoning 气体中毒 ¹	3 (1)	5 (2)
Occupational Dermatitis 职业性皮肤病	2	1
Compressed Air Illness 气压病	0	1
Occupational Asthma 职业性哮喘病	1	0
Total 总数	216	534

Notes:

1. The figure in bracket denotes the number of incidents.

注释:

1. 括号中的数字为事件次数。



Industrial Accidents in Construction Industry (2012 - 2021)

二零一二年至二零二一年建筑业之工业意外数字

	2012	2013	2014	2015	2016	2017	2018	2019	2020	2021
No. of accidents 意外数目	3 160	3 232	3 467	3 723	3 720	3 902	3 541	2 947	2 532	3 109
No. of fatalities 致命意外数目	24	22	20	19	10	22	14	16	18	23
Employment size 受雇人数	71 295	79 303	82 795	95 103	107 799	118 674	111 849	101 750	97 182	105 430
Accident rate per 1 000 workers 每 1 000 名工人的意外率	44.3	40.8	41.9	39.1	34.5	32.9	31.7	29.0	26.1	29.5
Fatality rate per 1 000 workers 每 1 000 名工人的致命意外率	0.337	0.277	0.242	0.200	0.093	0.185	0.125	0.157	0.185	0.218

Notes:

1. The above statistics are compiled based on the Hong Kong Standard Industrial Classification Version 2.0.
2. Figures of employment size only covers manual workers on construction sites.
3. Figures of employment size for calculating the accident rate per 1 000 workers are based on the **Quarterly Report of Employment and Vacancies Statistics** published by the Census and Statistics Department.

注释:

1. 以上的统计数字是按《香港标准行业分类2.0版》编制。
2. 受雇人数只包括在建筑地盘工作的工人。
3. 用以计算每千名工人的意外率之受雇人数资料源自政府统计处发表的《**就业及空缺按季统计报告**》。



Industrial Accidents in Food and Beverage Services (2012 - 2021)

二零一二年至二零二一年餐饮业之工业意外数字

	2012	2013	2014	2015	2016	2017	2018	2019	2020	2021
No. of accidents 意外数目	6 216	5 740	5 566	5 386	4 975	4 990	5 047	4 425	3 124	3 999
No. of fatalities 致命意外数目	1	0	0	0	0	0	0	0	0	0
Employment size 受雇人数	235 123	237 333	242 944	243 162	242 584	243 204	250 035	244 266	210 975	213 953
Accident rate per 1 000 workers 每 1 000 名工人的意外率	26.4	24.2	22.9	22.1	20.5	20.5	20.2	18.1	14.8	18.7
Fatality rate per 1 000 workers 每 1 000 名工人的致命意外率	0.004	0.000	0.000	0.000	0.000	0.000	0.000	0.000	0.000	0.000

Notes:

1. The above statistics are compiled based on the Hong Kong Standard Industrial Classification (HSIC) Version 2.0.
2. Figures of employment size for calculating the accident rate per 1 000 workers are based on the **Quarterly Report of Employment and Vacancies Statistics** published by the Census and Statistics Department (C&SD). Since 2009, the Quarterly Survey of Employment and Vacancies conducted by the C&SD has been enhanced to adopt the HSIC Version 2.0 to replace the HSIC Version 1.1 in compiling the statistics on the number of establishments, persons engaged and vacancies. Hence, the employment size from 2009 onwards are in HSIC Version 2.0.
3. The statistics from 2009 onwards cannot be compared with those of previous years due to the changes in coverage of individual industries (except Construction Industry) in HSIC Version 2.0.

注释:

1. 以上的统计数字是按《香港标准行业分类2.0版》编制。
2. 用以计算每千名工人的意外率之受雇人数资料来源自政府统计处发表的《**就业及空缺按季统计报告**》。由2009年开始，政府统计处所进行的「雇佣及职位空缺按季统计调查」已采用《香港标准行业分类2.0版》编制机构单位数目、就业人数及职位空缺数目的统计数字，以取替沿用的《香港标准行业分类1.1版》。由2009年开始，受雇人数是按《香港标准行业分类2.0版》编制。
3. 由于《香港标准行业分类2.0版》改变了个别行业涵盖范围（建筑业除外），因此2009年起的统计数字不能与过往年份的数字作全面比较。



Industrial Accidents in Manufacturing Industry (2012 - 2021)

二零一二年至二零二一年制造业之工业意外数字

	2012	2013	2014	2015	2016	2017	2018	2019	2020	2021
No. of accidents 意外数目	1 944	1 775	1 787	1 675	1 497	1 460	1 322	1 198	1 046	1 172
No. of fatalities 致命意外数目	1	1	0	2	3	3	1	1	1	0
Employment size 受雇人数	106 924	103 742	102 461	99 595	96 011	92 860	90 060	86 910	83 409	78 807
Accident rate per 1 000 workers 每 1 000 名工人的意外率	18.2	17.1	17.4	16.8	15.6	15.7	14.7	13.8	12.5	14.9
Fatality rate per 1 000 workers 每 1 000 名工人的致命意外率	0.009	0.010	0.000	0.020	0.031	0.032	0.011	0.012	0.012	0.000

Notes:

1. The above statistics are compiled based on the Hong Kong Standard Industrial Classification (HSIC) Version 2.0.
2. Figures of employment size for calculating the accident rate per 1 000 workers are based on the **Quarterly Report of Employment and Vacancies Statistics** published by the Census and Statistics Department (C&SD). Since 2009, the Quarterly Survey of Employment and Vacancies conducted by the C&SD has been enhanced to adopt the HSIC Version 2.0 to replace the HSIC Version 1.1 in compiling the statistics on the number of establishments, persons engaged and vacancies. Hence, the employment size from 2009 onwards are in HSIC Version 2.0.
3. The statistics from 2009 onwards cannot be compared with those of previous years due to the changes in coverage of individual industries (except Construction Industry) in HSIC Version 2.0.

注释:

1. 以上的统计数字是按《香港标准行业分类2.0版》编制。
2. 用以计算每千名工人的意外率之受雇人数资料来源自政府统计处发表的《**就业及空缺按季统计报告**》。由2009年开始，政府统计处所进行的「雇佣及职位空缺按季统计调查」已采用《香港标准行业分类2.0版》编制机构单位数目、就业人数及职位空缺数目的统计数字，以取替沿用的《香港标准行业分类1.1版》。由2009年开始，受雇人数是按《香港标准行业分类2.0版》编制。
3. 由于《香港标准行业分类2.0版》改变了个别行业涵盖范围（建筑业除外），因此2009年起的统计数字不能与过往年份的数字作全面比较。



Industrial Accidents in Major Industries (2012 - 2021)

二零一二年至二零二一年主要行业之工业意外数字

	2012	2013	2014	2015	2016	2017	2018	2019	2020	2021
No. of accidents 意外数目										
Construction Industry 建筑业	3 160	3 232	3 467	3 723	3 720	3 902	3 541	2 947	2 532	3 109
Food and Beverage Services 餐饮服务业	6 216	5 740	5 566	5 386	4 975	4 990	5 047	4 425	3 124	3 999
Manufacturing Industry 制造业	1 944	1 775	1 787	1 675	1 497	1 460	1 322	1 198	1 046	1 172
Accident rate per 1 000 workers 每 1 000 名工人的意外率										
Construction Industry 建筑业	44.3	40.8	41.9	39.1	34.5	32.9	31.7	29.0	26.1	29.5
Food and Beverage Services 餐饮服务业	26.4	24.2	22.9	22.1	20.5	20.5	20.2	18.1	14.8	18.7
Manufacturing Industry 制造业	18.2	17.1	17.4	16.8	15.6	15.7	14.7	13.8	12.5	14.9

Notes:

1. The above statistics are compiled based on the Hong Kong Standard Industrial Classification (HSIC) Version 2.0.
2. Figures of employment size for calculating the accident rate per 1 000 workers are based on the **Quarterly Report of Employment and Vacancies Statistics (SEV)** published by the Census and Statistics Department (C&SD). Since 2009, the Quarterly Survey of Employment and Vacancies conducted by the C&SD has been enhanced to adopt the HSIC Version 2.0 to replace the HSIC Version 1.1 in compiling the statistics on the number of establishments, persons engaged and vacancies. Hence, the employment size from 2009 onwards are in HSIC Version 2.0.
3. The statistics from 2009 onwards cannot be compared with those of previous years due to the changes in coverage of individual industries (except Construction Industry) in HSIC Version 2.0.
4. The SEV coverage for Construction Industry under HSIC Version 1.1 and HSIC Version 2.0 are the same.

注释:

1. 以上的统计数字是按《香港标准行业分类2.0版》编制。
2. 用以计算每千名工人的意外率之受雇人数资料源自政府统计处发表的《**就业及空缺按季统计报告**》。由2009年开始，政府统计处所进行的「雇佣及职位空缺按季统计调查」已采用《香港标准行业分类2.0版》编制机构单位数目、就业人数及职位空缺数目的统计数字，以取替沿用的《香港标准行业分类1.1版》。由2009年开始，受雇人数是按《香港标准行业分类2.0版》编制。
3. 由于《香港标准行业分类2.0版》改变了个别行业涵盖范围（建筑业除外），因此2009年起的统计数字不能与过去年份的数字作全面比较。
4. 「雇佣及职位空缺按季统计调查」中的建筑业在《香港标准行业分类1.1版》和《香港标准行业分类2.0版》的涵盖范围是相同。



Industrial Accidents in All Industries (2012 - 2021)

二零一二年至二零二一年所有行业之工业意外数字

	2012	2013	2014	2015	2016	2017	2018	2019	2020	2021
No. of accidents 意外数目	12 547	11 820	11 677	11 497	10 883	11 077	10 602	9 254	7 202	8 865
No. of fatalities 致命意外数目	29	28	25	24	18	29	16	22	21	25
Employment size 受雇人数	589 504	602 255	613 841	626 122	635 930	645 498	643 592	626 457	581 307	584 255
Accident rate per 1 000 workers 每 1 000 名工人的意外率	21.3	19.6	19.0	18.4	17.1	17.2	16.5	14.8	12.4	15.2
Fatality rate per 1 000 workers 每 1 000 名工人的致命意外率	0.049	0.046	0.041	0.038	0.028	0.045	0.025	0.035	0.036	0.043

Notes:

1. The above statistics are compiled based on the Hong Kong Standard Industrial Classification (HSIC) Version 2.0.
2. Figures of employment size for calculating the accident rate per 1 000 workers are based on the **Quarterly Report of Employment and Vacancies Statistics** published by the Census and Statistics Department (C&SD). Since 2009, the Quarterly Survey of Employment and Vacancies conducted by the C&SD has been enhanced to adopt the HSIC Version 2.0 to replace the HSIC Version 1.1 in compiling the statistics on the number of establishments, persons engaged and vacancies. Hence, the employment size from 2009 onwards are in HSIC Version 2.0.
3. The statistics from 2009 onwards cannot be compared with those of previous years due to the changes in coverage of individual industries (except Construction Industry) in HSIC Version 2.0.

注释:

1. 以上的统计数字是按《香港标准行业分类2.0版》编制。
2. 用以计算每千名工人的意外率之受雇人数资料来源自政府统计处发表的《**就业及空缺按季统计报告**》。由2009年开始，政府统计处所进行的「雇佣及职位空缺按季统计调查」已采用《香港标准行业分类2.0版》编制机构单位数目、就业人数及职位空缺数目的统计数字，以取替沿用的《香港标准行业分类1.1版》。由2009年开始，受雇人数是按《香港标准行业分类2.0版》编制。
3. 由于《香港标准行业分类2.0版》改变了个别行业涵盖范围（建筑业除外），因此2009年起的统计数字不能与过往年份的数字作全面比较。



Number of Confirmed Occupational Diseases (2012 - 2021)

二零一二年至二零二一年经证实为职业病的个案数字

Occupational Disease	职业病	2012	2013	2014	2015	2016	2017	2018	2019	2020	2021
Compressed Air Illness	气压病	12	4	2	2	0	1	1	1	0	1
Tenosynovitis of the Hand or Forearm	手部或前臂腱鞘炎	69	38	64	31	63	39	39	35	17	28
Carpal Tunnel Syndrome	腕管综合症	1	1	0	1	0	0	1	0	0	0
Beat Knee	膝伤	0	0	0	0	0	0	0	1	0	0
Tuberculosis	结核病	15	7	7	9	6	9	4	5	3	11
<i>Streptococcus suis</i> Infection	猪型链球菌感染	1	0	1	0	1	1	2	0	0	0
Cadmium Poisoning	镉中毒	0	0	0	0	0	0	0	0	0	0
Occupational Dermatitis	职业性皮肤病	3	2	1	3	11	3	3	5	2	1
Poisoning by Halogen Derivatives of Hydrocarbons of the Aliphatic Series	脂肪系碳氢化合物的卤素衍生物中毒	5	0	0	0	0	0	0	0	0	0
Inflammation or Ulceration of the Mucous Membrane of the Upper Respiratory Passages or Mouth produced by Dust, Liquid or Vapour	因尘埃、液体或蒸气引致上呼吸道或口腔的黏膜发炎或溃瘍	0	0	0	0	0	0	0	0	0	0
Brucellosis	布鲁氏杆菌病	1	0	0	0	0	0	0	0	0	0
Phosphorous Poisoning	磷中毒	0	1	0	0	0	0	0	0	0	0
Leptospirosis	钩端螺旋体病	1	0	0	0	0	0	0	0	0	0
Avian chlamydiosis	鸚鵡热或饲鸟病	0	5	0	0	0	0	0	0	0	0
Occupational Asthma	职业性哮喘病	0	0	0	1	0	1	0	0	1	0
Silicosis	矽肺病	44	51	68	56	43	54	59	52	88	67
Asbestosis	石棉沉着病	3	2	2	0	4	2	2	7	12	7
Mesothelioma	间皮瘤	12	17	14	13	7	16	10	10	12	20
Occupational Deafness	职业性失聪	149	98	102	133	184	177	275	308	78	394
Legionnaires' Disease	退伍军人病	0	0	0	0	0	0	0	1	0	0
Gas Poisoning ¹	气体中毒 ¹	14 (3)	5 (4)	6 (4)	7 (5)	14 (6)	1 (1)	4 (3)	17 (4)	3 (1)	5 (2)
Mercury Poisoning	汞中毒	0	0	0	0	1	0	0	0	0	0
Total	总数	330	231	267	256	334	304	400	442	216	534

Notes:

1. The figure in bracket denotes the number of incidents.

注释:

1. 括号中的数字为事件次数。



Occupational Injuries and Injury Rates in All Economic Activities (2012 - 2021)

二零一二年至二零二一年所有经济行业之职业伤亡个案及伤亡率

	2012	2013	2014	2015	2016	2017	2018	2019	2020	2021
Number of occupational injuries 伤亡个案	39 907	38 027	37 523	35 852	35 768	35 631	35 964	32 872	27 127	30 448
Injury rate per 1 000 employees 每 1 000 名雇员的伤亡率	14.1	13.2	12.8	12.1	11.9	11.8	11.8	10.8	9.3	10.5

Notes:

1. The above statistics are compiled based on the Hong Kong Standard Industrial Classification Version 2.0.
2. Figures of employment size for calculating the injury rate per 1 000 employees are based on the **Quarterly Report of Employment and Vacancies Statistics** published by the Census and Statistics Department.

注释:

1. 以上的统计数字是按《香港标准行业分类2.0版》编制。
2. 用以计算每千名雇员的伤亡率之受雇人数资料源自政府统计处发表的《**就业及空缺按季统计报告**》。