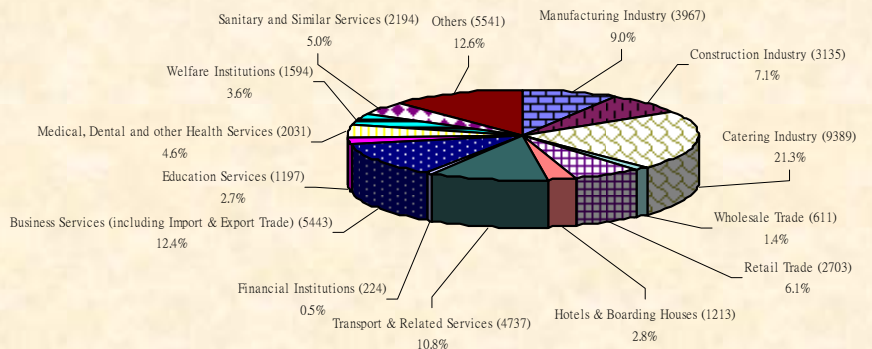


# 职业安全及健康统计数字2007



**职业安全及健康部**  
**劳工处**  
 二零零八年五月





# 职业安全及健康统计数字

## 简介

这里所载的统计数字，是就香港与工作有关的意外和职业病提供资料及分析，显示不同经济界别和选定行业最近的意外趋势。雇主、雇员与安全及健康工作从业人员可利用这些统计数字，按整体意外率及某行业的平均统计数字，与本身机构的表现作出比较。我们希望这类资料可协助个别机构，更能妥善地管理其安全及健康计划，从而改善安全表现。

在 1997 年或以前的每年意外数字，是根据当年内呈报给劳工处的意外数目计算。为更切合反映实际的情况，由 1998 年开始，意外数字乃根据在当年内所发生的个案计算。因此，1998 年的意外数字不适宜与 1998 年以前的数字作直接比较。但是 1999 年和之后的每年统计数字，则可与之作比较。

## 名词定义及其它资料

**职业伤亡个案** 是指根据《雇员补偿条例》呈报由工作意外引致死亡或失去工作能力连续 3 天以上的受伤个案（包括工业意外个案）。

**工业意外** 是指在《工厂及工业经营条例》所界定的工业经营内发生的受伤或死亡意外，而这些意外是因工业活动而引致的。

由 1998 年 1 月 1 日开始，劳工处采用个案发生日期替代个案呈报日期作为编算工作伤亡统计数据的基础，以便更准确地反映所述时段内发生的工伤个案。

**职业病** 是指《职业安全及健康条例》（第 509 章）附表 2 所涵盖的须予呈报的职业病及在工地意外吸入有害气体所引致的疾病。

每一千名雇员计的职业伤亡率 的计算方法如下：

$$\frac{\text{职业伤亡数字}}{\text{所有经济行业就业人数}} \times 1\,000$$

每一千名工人计的工业意外率 的计算方法如下：

$$\frac{\text{工业意外数字}}{\text{相关行业就业人数}} \times 1\,000$$

就业人数资料源自政府统计处发表的就业及空缺按季统计报告。



由于每个国家就编制统计数字所定呈报意外及职业病的法例要求、涵盖的经济界别及采纳的劳动人口定义都不同，所以统计数字的资料成分或会因地而异。因此不同地区的意外及职业病统计数字，不一定能够直接互作比较，必须小心诠释。

如欲查询有关以上意外统计详情，请联络劳工处意外分析及资讯科

(电话号码： 2815 0678 传真号码： 2541 8537)

如欲查询有关以上职业病统计详情，请联络劳工处职业医学科(健康推广)

(电话号码： 2852 4041 传真号码： 2581 2049)

有关不安全工作地点及工序投诉，请致电劳工处意外分析及资讯科

(电话号码： 2542 2172)

电子邮件: [enquiry@labour.gov.hk](mailto:enquiry@labour.gov.hk)

网址: <http://www.labour.gov.hk>



**Occupational Injuries in All Workplaces  
in 2007  
- analysed by Major Economic Activity -**

二零零七年所有工作地点之职业伤亡个案以主要经济行业分析

Major Economic Activity 主要经济行业		2006 二零零六年		2007 二零零七年	
Agriculture and Fishing	渔农业	162		176	
Mining and Quarrying	采矿及采石业	0		0	
Manufacturing	制造业	4 228	(21)	3 967	(21)
Electricity and Gas	电力及燃气业	50		33	(1)
Construction	建筑业	3 499	(20)	3 135	(37)
Wholesale & Retail Trades, Restaurants and Hotels	批发、零售、饮食及酒店业	14 665	(26)	13 916	(16)
Transport & related services, Storage and Communication	运输及有关行业、仓库及通讯业	5 491	(29)	5 023	(26)
Financing, Insurance, Real Estate and Business Services (including Import & Export Trade)	金融、保险、地产及商用服务业 (包括进出口贸易业)	5 911	(55)	5 772	(46)
Community, Social & Personal Services	社区、社会及个人服务业	12 921	(36)	11 953	(25)
Activities not adequately defined	未能界定之行业	10		4	
<b>TOTAL</b>	<b>总数</b>	<b>46 937</b>	<b>(187)</b>	<b>43 979</b>	<b>(172)</b>

Notes:

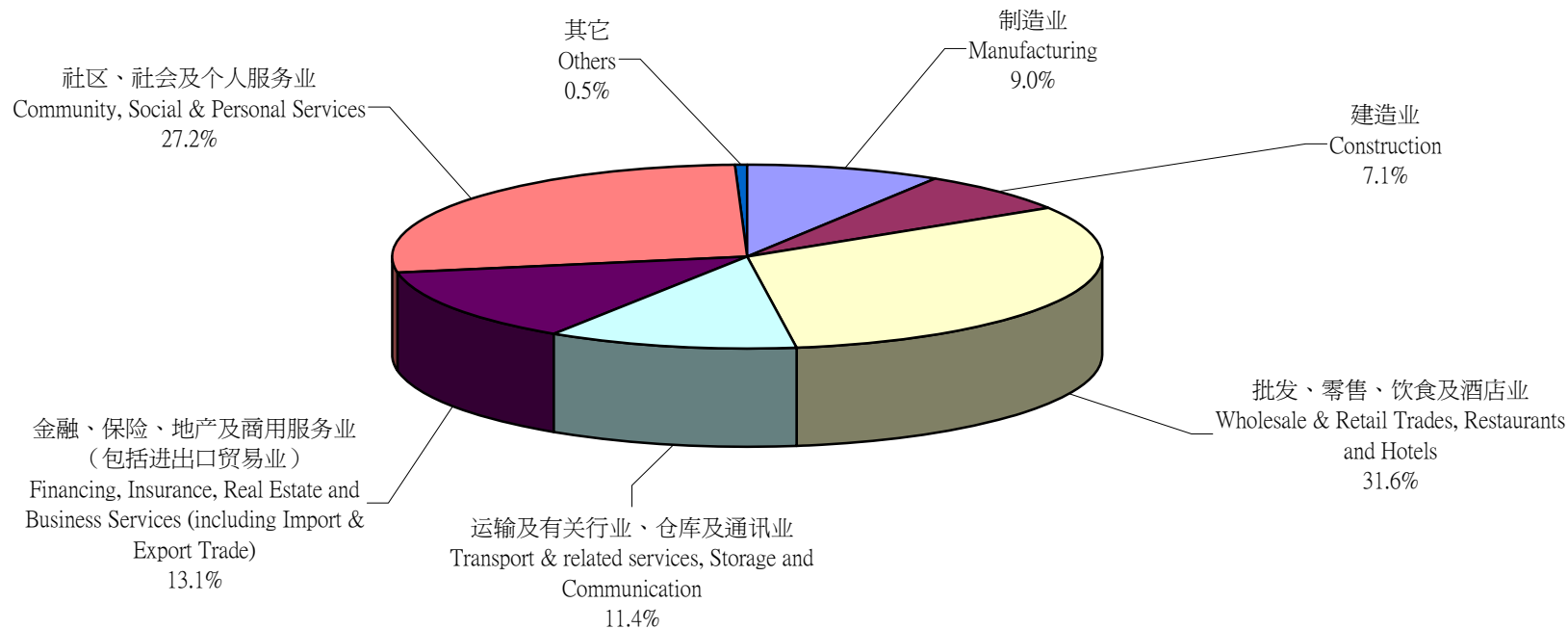
- Occupational injuries (including industrial accidents) are injury cases arising from work accidents, resulting in death or incapacity for work of over three consecutive days, and reported under the Employees' Compensation Ordinance. Since 1.1.1998, Labour Department has used the date of occurrence of an injury as the basis for computing work injury statistics instead of the date of reporting in order to reflect more accurately the number of work injuries occurring in the year.
- Figures in brackets denote the number of fatalities.
- The above injury figures are recorded as at 31 March 2008.

注释:

- 职业伤亡个案是指根据《雇员补偿条例》呈报由工作意外引致死亡或失去工作能力连续3天以上的受伤个案(包括工业意外个案)。由1998年1月1日开始,劳工处采用个案发生日期替代个案呈报日期作为编算工作伤亡统计数据的基础,以便更准确地反映所述时段内发生的工伤个案。
- 括号内的数字显示死亡人数。
- 上列伤亡数字为截至二零零八年三月三十一日所纪录的数字。



## 二零零七年所有工作地点之职业伤亡个案以主要经济行业分析 Occupational Injuries in All Workplaces in 2007 - analysed by Major Economic Activity





**Occupational Injuries in All Workplaces  
in 2007**  
**- analysed by Type of Accident -**  
**二零零七年所有工作地点之职业伤亡个案以意外类别分析**

Type of Accident 意外类别		2006 二零零六年		2007 二零零七年	
Trapped in or between objects	受困于物件之内或物件之间	1 183	(2)	974	(3)
Injured whilst lifting or carrying	提举或搬运物件时受伤	9 337		9 074	
Slip, trip or fall on same level	滑倒、绊倒或在同一高度跌倒	10 711	(2)	9 836	(1)
Fall of person from height	人体从高处堕下	1 673	(21)	1 585	(20)
Striking against fixed or stationary object	与固定或不动的物件碰撞	4 001	(1)	3 817	
Striking against or struck by moving object	被移动物件或与移动物件碰撞	4 787	(5)	4 374	(4)
Stepping on object	踏在物件上	283		335	
Exposure to or contact with harmful substance	暴露于有害物质中或接触有害物质	357		369	
Contact with electricity or electric discharge	触电或接触放出的电流	37	(1)	30	(2)
Trapped by collapsing or overturning object	受困于倒塌或翻侧的物件	42	(4)	21	(3)
Struck by falling object	遭堕下的物件撞击	842	(2)	645	(5)
Struck by moving vehicle	遭移动中的车辆撞倒	2 394	(35)	2 446	(29)
Contact with moving machinery or object being machined	触及开动中的机器或触及以机器制造中的物件	1 021		955	
Drowning	遇溺	5	(5)	7	(7)
Exposure to fire	火警烧伤	53	(2)	53	(2)
Exposure to explosion	爆炸受伤	15		10	
Injured by hand tool	被手工具所伤	4 417		3 996	
Injured by fall of ground	泥土倾泻受伤	0		1	
Asphyxiation	窒息	7	(5)	3	(3)
Contact with hot surface or substance	触及灼热表面或物质	2 983		2 894	
Injured by animal	被动物所伤	509		489	
Injured in workplace violence	于工作场所暴力事件中受伤	1 088	(4)	1 005	
Others	其它类别	1 192	(98)	1 060	(93)
<b>TOTAL</b>	<b>总 数</b>	<b>46 937</b>	<b>(187)</b>	<b>43 979</b>	<b>(172)</b>

Notes:

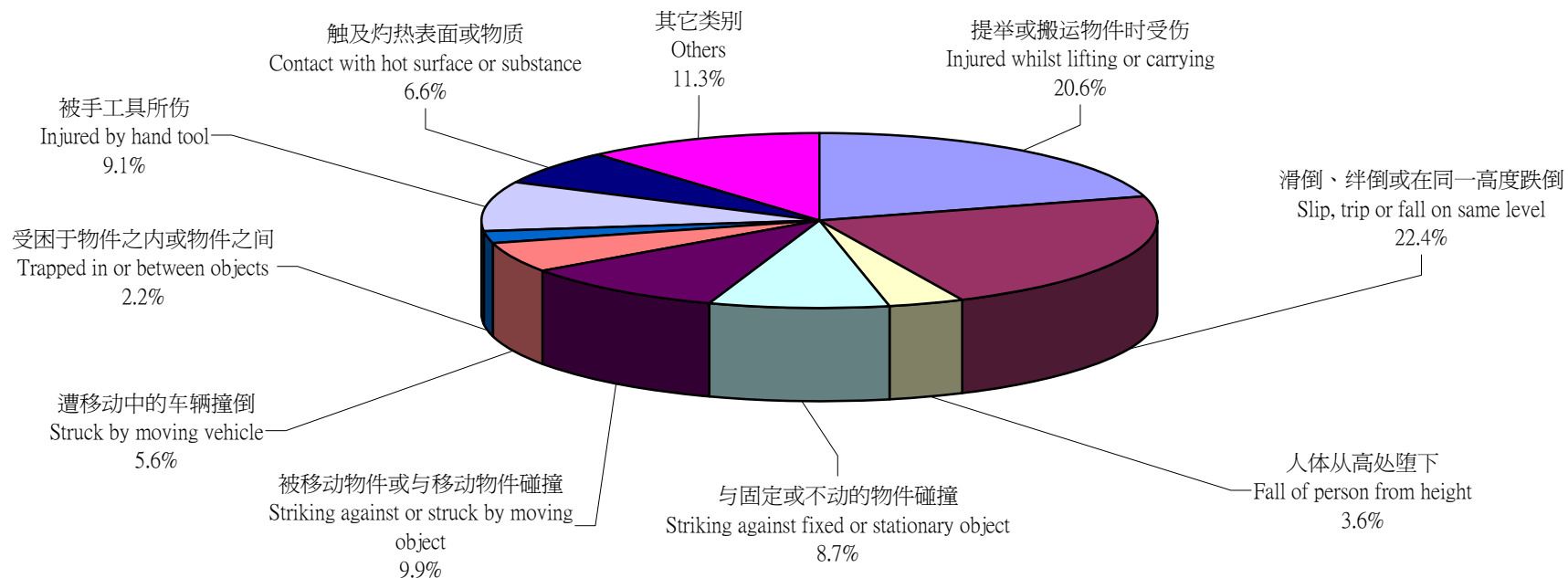
- Occupational injuries (including industrial accidents) are injury cases arising from work accidents, resulting in death or incapacity for work of over three consecutive days, and reported under the Employees' Compensation Ordinance. Since 1.1.1998, Labour Department has used the date of occurrence of an injury as the basis for computing work injury statistics instead of the date of reporting in order to reflect more accurately the number of work injuries occurring in the year.
- Figures in brackets denote the number of fatalities.
- The above injury figures are recorded as at 31 March 2008.

注释:

- 职业伤亡个案是指根据《雇员补偿条例》呈报由工作意外引致死亡或失去工作能力连续3天以上的受伤个案(包括工业意外个案)。由1998年1月1日开始,劳工处采用个案发生日期替代个案呈报日期作为编算工作伤亡统计数据的基础,以便更准确地反映所述时段内发生的工伤个案。
- 括号内的数字显示死亡人数。
- 上列伤亡数字为截至二零零八年三月三十一日所纪录的数字。



**二零零七年所有工作地点之职业伤亡个案以意外类别分析**  
**Occupational Injuries in All Workplaces in 2007 - analysed by Type of Accident**





**Occupational Injuries in Manufacturing Industry  
in 2007  
- analysed by Type of Accident -**

二零零七年制造业之职业伤亡个案以意外类别分析

Type of Accident 意外类别		2006 二零零六年	2007 二零零七年
Trapped in or between objects	受困于物件之内或物件之间	133	92 (1)
Injured whilst lifting or carrying	提举或搬运物件时受伤	940	860
Slip, trip or fall on same level	滑倒、绊倒或在同一高度跌倒	769	703
Fall of person from height	人体从高处堕下	99 (1)	101 (2)
Striking against fixed or stationary object	与固定或不动的物件碰撞	439	377
Striking against or struck by moving object	被移动物件或与移动物件碰撞	491 (1)	409 (1)
Stepping on object	踏在物件上	29	38
Exposure to or contact with harmful substance	暴露于有害物质中或接触有害物质	42	34
Contact with electricity or electric discharge	触电或接触放出的电流	4	3 (1)
Trapped by collapsing or overturning object	受困于倒塌或翻侧的物件	6 (2)	1
Struck by falling object	遭堕下的物件撞击	70 (1)	77
Struck by moving vehicle	遭移动中的车辆撞倒	323 (5)	415 (3)
Contact with moving machinery or object being machined	触及开动中的机器或触及以机器制造中的物件	377	337
Drowning	遇溺	2 (2)	1 (1)
Exposure to fire	火警烧伤	5 (1)	5
Exposure to explosion	爆炸受伤	1	1
Injured by hand tool	被手工具所伤	235	268
Injured by fall of ground	泥土倾泻受伤	0	0
Asphyxiation	窒息	0	2 (2)
Contact with hot surface or substance	触及灼热表面或物质	133	140
Injured by animal	被动物所伤	8	8
Injured in workplace violence	于工作场所暴力事件中受伤	28	23
Others	其它类别	94 (8)	72 (10)
<b>TOTAL</b>	<b>总 数</b>	<b>4 228 (21)</b>	<b>3 967 (21)</b>

Notes:

- Occupational injuries (including industrial accidents) are injury cases arising from work accidents, resulting in death or incapacity for work of over three consecutive days, and reported under the Employees' Compensation Ordinance. Since 1.1.1998, Labour Department has used the date of occurrence of an injury as the basis for computing work injury statistics instead of the date of reporting in order to reflect more accurately the number of work injuries occurring in the year.
- Figures in brackets denote the number of fatalities.
- The above injury figures are recorded as at 31 March 2008.

注释:

- 职业伤亡个案是指根据《雇员补偿条例》呈报由工作意外引致死亡或失去工作能力连续3天以上的受伤个案(包括工业意外个案)。由1998年1月1日开始,劳工处采用个案发生日期替代个案呈报日期作为编算工作伤亡统计数据的基础,以便更准确地反映所述时段内发生的工伤个案。
- 括号内的数字显示死亡人数。
- 上列伤亡数字为截至二零零八年三月三十一日所纪录的数字。





**Occupational Injuries in Construction Industry  
in 2007  
- analysed by Type of Accident -**

**二零零七年建筑业之职业伤亡个案以意外类别分析**

Type of Accident 意外类别		2006 二零零六年	2007 二零零七年
Trapped in or between objects	受困于物件之内或物件之间	101 (1)	68 (2)
Injured whilst lifting or carrying	提举或搬运物件时受伤	542	590
Slip, trip or fall on same level	滑倒、绊倒或在同一高度跌倒	632	539
Fall of person from height	人体从高处堕下	409 (10)	366 (10)
Striking against fixed or stationary object	与固定或不动的物件碰撞	387	324
Striking against or struck by moving object	被移动物件或与移动物件碰撞	613 (1)	585
Stepping on object	踏在物件上	38	33
Exposure to or contact with harmful substance	暴露于有害物质中或接触有害物质	20	20
Contact with electricity or electric discharge	触电或接触放出的电流	14	10 (1)
Trapped by collapsing or overturning object	受困于倒塌或翻侧的物件	5 (1)	13 (2)
Struck by falling object	遭堕下的物件撞击	132 (1)	114 (3)
Struck by moving vehicle	遭移动中的车辆撞倒	40	33 (1)
Contact with moving machinery or object being machined	触及开动中的机器或触及以机器制造中的物件	236	198
Drowning	遇溺	0	1 (1)
Exposure to fire	火警烧伤	16	12
Exposure to explosion	爆炸受伤	3	2
Injured by hand tool	被手工具所伤	228	155
Injured by fall of ground	泥土倾泻受伤	0	1
Asphyxiation	窒息	3 (3)	0
Contact with hot surface or substance	触及灼热表面或物质	22	18
Injured by animal	被动物所伤	7	2
Injured in workplace violence	于工作场所暴力事件中受伤	6	8
Others	其它类别	45 (3)	43 (17)
<b>TOTAL</b>	<b>总 数</b>	<b>3 499 (20)</b>	<b>3 135 (37)</b>

Notes:

- Occupational injuries (including industrial accidents) are injury cases arising from work accidents, resulting in death or incapacity for work of over three consecutive days, and reported under the Employees' Compensation Ordinance. Since 1.1.1998, Labour Department has used the date of occurrence of an injury as the basis for computing work injury statistics instead of the date of reporting in order to reflect more accurately the number of work injuries occurring in the year.
- Figures in brackets denote the number of fatalities.
- The above injury figures are recorded as at 31 March 2008.

注释:

- 职业伤亡个案是指根据《雇员补偿条例》呈报由工作意外引致死亡或失去工作能力连续3天以上的受伤个案(包括工业意外个案)。由1998年1月1日开始,劳工处采用个案发生日期替代个案呈报日期作为编算工作伤亡统计数据的基础,以便更准确地反映所述时段内发生的工伤个案。
- 括号内的数字显示死亡人数。
- 上列伤亡数字为截至二零零八年三月三十一日所纪录的数字。



**Occupational Injuries in Catering Industry  
in 2007  
- analysed by Type of Accident -**

**二零零七年饮食业之职业伤亡个案以意外类别分析**

Type of Accident 意外类别		2006 二零零六年	2007 二零零七年
Trapped in or between objects	受困于物件之内或物件之间	139	105
Injured whilst lifting or carrying	提举或搬运物件时受伤	1 227	1 230
Slip, trip or fall on same level	滑倒、绊倒或在同一高度跌倒	1 574	1 504
Fall of person from height	人体从高处堕下	56	50
Striking against fixed or stationary object	与固定或不动的物件碰撞	842	904
Striking against or struck by moving object	被移动物件或与移动物件碰撞	671	601
Stepping on object	踏在物件上	10	20
Exposure to or contact with harmful substance	暴露于有害物质中或接触有害物质	70	68
Contact with electricity or electric discharge	触电或接触放出的电流	4	5
Trapped by collapsing or overturning object	受困于倒塌或翻侧的物件	0	2
Struck by falling object	遭堕下的物件撞击	46	38
Struck by moving vehicle	遭移动中的车辆撞倒	123	128 (2)
Contact with moving machinery or object being machined	触及开动中的机器或触及以机器制造中的物件	112	127
Drowning	遇溺	0	0
Exposure to fire	火警烧伤	16 (1)	18
Exposure to explosion	爆炸受伤	3	3
Injured by hand tool	被手工具所伤	2 442	2 232
Injured by fall of ground	泥土倾泻受伤	0	0
Asphyxiation	窒息	0	0
Contact with hot surface or substance	触及灼热表面或物质	2 225	2 147
Injured by animal	被动物所伤	84	114
Injured in workplace violence	于工作场所暴力事件中受伤	44	33
Others	其它类别	87 (12)	60 (7)
<b>TOTAL</b>	<b>总 数</b>	<b>9 775 (13)</b>	<b>9 389 (9)</b>

Notes:

- Occupational injuries (including industrial accidents) are injury cases arising from work accidents, resulting in death or incapacity for work of over three consecutive days, and reported under the Employees' Compensation Ordinance. Since 1.1.1998, Labour Department has used the date of occurrence of an injury as the basis for computing work injury statistics instead of the date of reporting in order to reflect more accurately the number of work injuries occurring in the year.
- Figures in brackets denote the number of fatalities.
- The above injury figures are recorded as at 31 March 2008.

注释:

- 职业伤亡个案是指根据《雇员补偿条例》呈报由工作意外引致死亡或失去工作能力连续3天以上的受伤个案(包括工业意外个案)。由1998年1月1日开始,劳工处采用个案发生日期替代个案呈报日期作为编算工作伤亡统计数据的基础,以便更准确地反映所述时段内发生的工伤个案。
- 括号内的数字显示死亡人数。
- 上列伤亡数字为截至二零零八年三月三十一日所纪录的数字。



**Occupational Injuries in Wholesale Trade  
in 2007  
- analysed by Type of Accident -**

二零零七年批发业之职业伤亡个案以意外类别分析

Type of Accident 意外类别		2006 二零零六年	2007 二零零七年
Trapped in or between objects	受困于物件之内或物件之间	20	11
Injured whilst lifting or carrying	提举或搬运物件时受伤	244	184
Slip, trip or fall on same level	滑倒、绊倒或在同一高度跌倒	157	120
Fall of person from height	人体从高处堕下	33	31
Striking against fixed or stationary object	与固定或不动的物件碰撞	52	36
Striking against or struck by moving object	被移动物件或与移动物件碰撞	83	63
Stepping on object	踏在物件上	8	4
Exposure to or contact with harmful substance	暴露于有害物质中或接触有害物质	3	4
Contact with electricity or electric discharge	触电或接触放出的电流	0	0
Trapped by collapsing or overturning object	受困于倒塌或翻侧的物件	1	1
Struck by falling object	遭堕下的物件撞击	11	7
Struck by moving vehicle	遭移动中的车辆撞倒	93 (4)	69
Contact with moving machinery or object being machined	触及开动中的机器或触及以机器制造中的物件	25	15
Drowning	遇溺	0	0
Exposure to fire	火警烧伤	0	0
Exposure to explosion	爆炸受伤	0	0
Injured by hand tool	被手工具所伤	50	41
Injured by fall of ground	泥土倾泻受伤	0	0
Asphyxiation	窒息	0	0
Contact with hot surface or substance	触及灼热表面或物质	3	1
Injured by animal	被动物所伤	16	6
Injured in workplace violence	于工作场所暴力事件中受伤	5	5
Others	其它类别	15 (3)	13 (2)
<b>TOTAL</b>	<b>总 数</b>	<b>819 (7)</b>	<b>611 (2)</b>

Notes:

- Occupational injuries (including industrial accidents) are injury cases arising from work accidents, resulting in death or incapacity for work of over three consecutive days, and reported under the Employees' Compensation Ordinance. Since 1.1.1998, Labour Department has used the date of occurrence of an injury as the basis for computing work injury statistics instead of the date of reporting in order to reflect more accurately the number of work injuries occurring in the year.
- Figures in brackets denote the number of fatalities.
- The above injury figures are recorded as at 31 March 2008.

注释:

- 职业伤亡个案是指根据《雇员补偿条例》呈报由工作意外引致死亡或失去工作能力连续3天以上的受伤个案（包括工业意外个案）。由1998年1月1日开始，劳工处采用个案发生日期替代个案呈报日期作为编算工作伤亡统计数据的基础，以便更准确地反映所述时段内发生的工伤个案。
- 括号内的数字显示死亡人数。
- 上列伤亡数字为截至二零零八年三月三十一日所纪录的数字。



**Occupational Injuries in Retail Trade  
in 2007  
- analysed by Type of Accident -**

**二零零七年零售业之职业伤亡个案以意外类别分析**

Type of Accident 意外类别		2006 二零零六年	2007 二零零七年
Trapped in or between objects	受困于物件之内或物件之间	58	44
Injured whilst lifting or carrying	提举或搬运物件时受伤	788	783
Slip, trip or fall on same level	滑倒、绊倒或在同一高度跌倒	557	480
Fall of person from height	人体从高处堕下	171	167
Striking against fixed or stationary object	与固定或不动的物件碰撞	241	221
Striking against or struck by moving object	被移动物件或与移动物件碰撞	301	256
Stepping on object	踏在物件上	9	25
Exposure to or contact with harmful substance	暴露于有害物质中或接触有害物质	7	10
Contact with electricity or electric discharge	触电或接触放出的电流	3	2
Trapped by collapsing or overturning object	受困于倒塌或翻侧的物件	5	0
Struck by falling object	遭堕下的物件撞击	67	58
Struck by moving vehicle	遭移动中的车辆撞倒	126	142 (1)
Contact with moving machinery or object being machined	触及开动中的机器或触及以机器制造中的物件	58	64
Drowning	遇溺	0	0
Exposure to fire	火警烧伤	1	0
Exposure to explosion	爆炸受伤	0	0
Injured by hand tool	被手工具所伤	378	305
Injured by fall of ground	泥土倾泻受伤	0	0
Asphyxiation	窒息	0	0
Contact with hot surface or substance	触及灼热表面或物质	39	39
Injured by animal	被动物所伤	29	36
Injured in workplace violence	于工作场所暴力事件中受伤	28	31
Others	其它类别	63 (6)	40 (4)
<b>TOTAL</b>	<b>总 数</b>	<b>2 929 (6)</b>	<b>2 703 (5)</b>

Notes:

- Occupational injuries (including industrial accidents) are injury cases arising from work accidents, resulting in death or incapacity for work of over three consecutive days, and reported under the Employees' Compensation Ordinance. Since 1.1.1998, Labour Department has used the date of occurrence of an injury as the basis for computing work injury statistics instead of the date of reporting in order to reflect more accurately the number of work injuries occurring in the year.
- Figures in brackets denote the number of fatalities.
- The above injury figures are recorded as at 31 March 2008.

注释:

- 职业伤亡个案是指根据《雇员补偿条例》呈报由工作意外引致死亡或失去工作能力连续3天以上的受伤个案(包括工业意外个案)。由1998年1月1日开始,劳工处采用个案发生日期替代个案呈报日期作为编算工作伤亡统计数据的基础,以便更准确地反映所述时段内发生的工伤个案。
- 括号内的数字显示死亡人数。
- 上列伤亡数字为截至二零零八年三月三十一日所纪录的数字。



**Occupational Injuries in Hotels and Boarding Houses  
in 2007  
- analysed by Type of Accident -**

**二零零七年酒店及旅舍业之职业伤亡个案以意外类别分析**

Type of Accident 意外类别		2006 二零零六年	2007 二零零七年
Trapped in or between objects	受困于物件之内或物件之间	36	38
Injured whilst lifting or carrying	提举或搬运物件时受伤	206	240
Slip, trip or fall on same level	滑倒、绊倒或在同一高度跌倒	255	266
Fall of person from height	人体从高处堕下	27	27
Striking against fixed or stationary object	与固定或不动的物件碰撞	142	156
Striking against or struck by moving object	被移动物件或与移动物件碰撞	151	152
Stepping on object	踏在物件上	3	10
Exposure to or contact with harmful substance	暴露于有害物质中或接触有害物质	15	11
Contact with electricity or electric discharge	触电或接触放出的电流	0	0
Trapped by collapsing or overturning object	受困于倒塌或翻侧的物件	0	0
Struck by falling object	遭堕下的物件撞击	7	6
Struck by moving vehicle	遭移动中的车辆撞倒	21	28
Contact with moving machinery or object being machined	触及开动中的机器或触及以机器制造中的物件	14	15
Drowning	遇溺	0	0
Exposure to fire	火警烧伤	1	0
Exposure to explosion	爆炸受伤	0	0
Injured by hand tool	被手工具所伤	158	162
Injured by fall of ground	泥土倾泻受伤	0	0
Asphyxiation	窒息	0	0
Contact with hot surface or substance	触及灼热表面或物质	90	86
Injured by animal	被动物所伤	2	5
Injured in workplace violence	于工作场所暴力事件中受伤	6	4
Others	其它类别	8	7
<b>TOTAL</b>	<b>总 数</b>	<b>1 142</b>	<b>1 213</b>

Notes:

- Occupational injuries (including industrial accidents) are injury cases arising from work accidents, resulting in death or incapacity for work of over three consecutive days, and reported under the Employees' Compensation Ordinance. Since 1.1.1998, Labour Department has used the date of occurrence of an injury as the basis for computing work injury statistics instead of the date of reporting in order to reflect more accurately the number of work injuries occurring in the year.
- Figures in brackets denote the number of fatalities.
- The above injury figures are recorded as at 31 March 2008.

注释:

- 职业伤亡个案是指根据《雇员补偿条例》呈报由工作意外引致死亡或失去工作能力连续3天以上的受伤个案(包括工业意外个案)。由1998年1月1日开始,劳工处采用个案发生日期替代个案呈报日期作为编算工作伤亡统计数据的基础,以便更准确地反映所述时段内发生的工伤个案。
- 括号内的数字显示死亡人数。
- 上列伤亡数字为截至二零零八年三月三十一日所纪录的数字。



**Occupational Injuries in Transport & Related Services  
in 2007  
- analysed by Type of Accident -**

**二零零七年运输及有关行业之职业伤亡个案以意外类别分析**

Type of Accident 意外类别		2006 二零零六年		2007 二零零七年	
Trapped in or between objects	受困于物件之内或物件之间	173	(1)	132	
Injured whilst lifting or carrying	提举或搬运物件时受伤	1 268		1 277	
Slip, trip or fall on same level	滑倒、绊倒或在同一高度跌倒	1 196	(1)	1 054	
Fall of person from height	人体从高处墮下	250	(3)	239	(2)
Striking against fixed or stationary object	与固定或不动的物件碰撞	426		393	
Striking against or struck by moving object	被移动物件或与移动物件碰撞	577	(1)	563	(2)
Stepping on object	踏在物件上	47		48	
Exposure to or contact with harmful substance	暴露于有害物质中或接触有害物质	7		6	
Contact with electricity or electric discharge	触电或接触放出的电流	1		2	
Trapped by collapsing or overturning object	受困于倒塌或翻侧的物件	6		2	(1)
Struck by falling object	遭墮下的物件撞击	198		114	(1)
Struck by moving vehicle	遭移动中的车辆撞倒	576	(5)	583	(9)
Contact with moving machinery or object being machined	触及开动中的机器或触及以机器制造中的物件	27		29	
Drowning	遇溺	1	(1)	0	
Exposure to fire	火警烧伤	2		3	
Exposure to explosion	爆炸受伤	1		0	
Injured by hand tool	被手工具所伤	71		51	
Injured by fall of ground	泥土倾泻受伤	0		0	
Asphyxiation	窒息	3	(1)	1	(1)
Contact with hot surface or substance	触及灼热表面或物质	76		64	
Injured by animal	被动物所伤	15		9	
Injured in workplace violence	于工作场所暴力事件中受伤	72		58	
Others	其它类别	141	(12)	109	(8)
<b>TOTAL</b>	<b>总 数</b>	<b>5 134</b>	<b>(25)</b>	<b>4 737</b>	<b>(24)</b>

Notes:

- Occupational injuries (including industrial accidents) are injury cases arising from work accidents, resulting in death or incapacity for work of over three consecutive days, and reported under the Employees' Compensation Ordinance. Since 1.1.1998, Labour Department has used the date of occurrence of an injury as the basis for computing work injury statistics instead of the date of reporting in order to reflect more accurately the number of work injuries occurring in the year.
- Figures in brackets denote the number of fatalities.
- The above injury figures are recorded as at 31 March 2008.

注释:

- 职业伤亡个案是指根据《雇员补偿条例》呈报由工作意外引致死亡或失去工作能力连续3天以上的受伤个案(包括工业意外个案)。由1998年1月1日开始,劳工处采用个案发生日期替代个案呈报日期作为编算工作伤亡统计数据的基础,以便更准确地反映所述时段内发生的工伤个案。
- 括号内的数字显示死亡人数。
- 上列伤亡数字为截至二零零八年三月三十一日所纪录的数字。



Occupational Injuries in Financial Institutions  
in 2007  
- analysed by Type of Accident -

二零零七年金融机构之职业伤亡个案以意外类别分析

Type of Accident 意外类别	2006 二零零六年	2007 二零零七年
Trapped in or between objects 受困于物件之内或物件之间	7	11
Injured whilst lifting or carrying 提举或搬运物件时受伤	35	35
Slip, trip or fall on same level 滑倒、绊倒或在同一高度跌倒	85	83
Fall of person from height 人体从高处堕下	5	6
Striking against fixed or stationary object 与固定或不动的物件碰撞	14	21
Striking against or struck by moving object 被移动物件或与移动物件碰撞	19	23
Stepping on object 踏在物件上	0	1
Exposure to or contact with harmful substance 暴露于有害物质中或接触有害物质	2	0
Contact with electricity or electric discharge 触电或接触放出的电流	0	0
Trapped by collapsing or overturning object 受困于倒塌或翻侧的物件	0	0
Struck by falling object 遭堕下的物件撞击	2	4
Struck by moving vehicle 遭移动中的车辆撞倒	14	13
Contact with moving machinery or object being machined 触及开动中的机器或触及以机器制造中的物件	1	1
Drowning 遇溺	0	0
Exposure to fire 火警烧伤	0	0
Exposure to explosion 爆炸受伤	0	0
Injured by hand tool 被手工具所伤	2	4
Injured by fall of ground 泥土倾泻受伤	0	0
Asphyxiation 窒息	0	0
Contact with hot surface or substance 触及灼热表面或物质	2	2
Injured by animal 被动物所伤	1	0
Injured in workplace violence 于工作场所暴力事件中受伤	6	0
Others 其它类别	12 (1)	20 (3)
<b>TOTAL</b> 总 数	<b>207</b> (1)	<b>224</b> (3)

Notes:

- Occupational injuries (including industrial accidents) are injury cases arising from work accidents, resulting in death or incapacity for work of over three consecutive days, and reported under the Employees' Compensation Ordinance. Since 1.1.1998, Labour Department has used the date of occurrence of an injury as the basis for computing work injury statistics instead of the date of reporting in order to reflect more accurately the number of work injuries occurring in the year.
- Figures in brackets denote the number of fatalities.
- The above injury figures are recorded as at 31 March 2008.

注释:

- 职业伤亡个案是指根据《雇员补偿条例》呈报由工作意外引致死亡或失去工作能力连续3天以上的受伤个案(包括工业意外个案)。由1998年1月1日开始,劳工处采用个案发生日期替代个案呈报日期作为编算工作伤亡统计数据的基础,以便更准确地反映所述时段内发生的工伤个案。
- 括号内的数字显示死亡人数。
- 上列伤亡数字为截至二零零八年三月三十一日所纪录的数字。



**Occupational Injuries in Business Services (including Import & Export Trade)  
in 2007  
- analysed by Type of Accident -**

二零零七年商用服务业(包括进出口贸易业)之职业伤亡个案以意外类别分析

Type of Accident 意外类别		2006 二零零六年	2007 二零零七年
Trapped in or between objects	受困于物件之内或物件之间	164	150
Injured whilst lifting or carrying	提举或搬运物件时受伤	1 022	980
Slip, trip or fall on same level	滑倒、绊倒或在同一高度跌倒	1 854	1 842 (1)
Fall of person from height	人体从高处堕下	202 (1)	217 (3)
Striking against fixed or stationary object	与固定或不动的物件碰撞	433	422
Striking against or struck by moving object	被移动物件或与移动物件碰撞	564 (1)	571 (1)
Stepping on object	踏在物件上	34	48
Exposure to or contact with harmful substance	暴露于有害物质中或接触有害物质	31	37
Contact with electricity or electric discharge	触电或接触放出的电流	7 (1)	2
Trapped by collapsing or overturning object	受困于倒塌或翻侧的物件	11 (1)	2
Struck by falling object	遭堕下的物件撞击	120	75
Struck by moving vehicle	遭移动中的车辆撞倒	434 (12)	432 (9)
Contact with moving machinery or object being machined	触及开动中的机器或触及以机器制造中的物件	61	73
Drowning	遇溺	0	3 (3)
Exposure to fire	火警烧伤	3	3 (1)
Exposure to explosion	爆炸受伤	1	0
Injured by hand tool	被手工具所伤	169	161
Injured by fall of ground	泥土倾泻受伤	0	0
Asphyxiation	窒息	1 (1)	0
Contact with hot surface or substance	触及灼热表面或物质	52	59
Injured by animal	被动物所伤	46	51
Injured in workplace violence	于工作场所暴力事件中受伤	165 (2)	155
Others	其它类别	194 (35)	160 (24)
<b>TOTAL</b>	<b>总 数</b>	<b>5 568 (54)</b>	<b>5 443 (42)</b>

Notes:

- Occupational injuries (including industrial accidents) are injury cases arising from work accidents, resulting in death or incapacity for work of over three consecutive days, and reported under the Employees' Compensation Ordinance. Since 1.1.1998, Labour Department has used the date of occurrence of an injury as the basis for computing work injury statistics instead of the date of reporting in order to reflect more accurately the number of work injuries occurring in the year.
- Figures in brackets denote the number of fatalities.
- The above injury figures are recorded as at 31 March 2008.

注释:

- 职业伤亡个案是指根据《雇员补偿条例》呈报由工作意外引致死亡或失去工作能力连续3天以上的受伤个案(包括工业意外个案)。由1998年1月1日开始,劳工处采用个案发生日期替代个案呈报日期作为编算工作伤亡统计数据的基础,以便更准确地反映所述时段内发生的工伤个案。
- 括号内的数字显示死亡人数。
- 上列伤亡数字为截至二零零八年三月三十一日所纪录的数字。





**Occupational Injuries in Education Services  
in 2007  
- analysed by Type of Accident -**

二零零七年教育服务业之职业伤亡个案以意外类别分析

Type of Accident 意外类别		2006 二零零六年	2007 二零零七年
Trapped in or between objects	受困于物件之内或物件之间	24	26
Injured whilst lifting or carrying	提举或搬运物件时受伤	255	272
Slip, trip or fall on same level	滑倒、绊倒或在同一高度跌倒	447	414
Fall of person from height	人体从高处堕下	64 (1)	52
Striking against fixed or stationary object	与固定或不动的物件碰撞	77	83
Striking against or struck by moving object	被移动物件或与移动物件碰撞	138	110
Stepping on object	踏在物件上	6	9
Exposure to or contact with harmful substance	暴露于有害物质中或接触有害物质	18	6
Contact with electricity or electric discharge	触电或接触放出的电流	1	0
Trapped by collapsing or overturning object	受困于倒塌或翻侧的物件	3	0
Struck by falling object	遭堕下的物件撞击	28	18
Struck by moving vehicle	遭移动中的车辆撞倒	24 (1)	24
Contact with moving machinery or object being machined	触及开动中的机器或触及以机器制造中的物件	10	10
Drowning	遇溺	0	0
Exposure to fire	火警烧伤	0	1
Exposure to explosion	爆炸受伤	0	0
Injured by hand tool	被手工具所伤	35	41
Injured by fall of ground	泥土倾泻受伤	0	0
Asphyxiation	窒息	0	0
Contact with hot surface or substance	触及灼热表面或物质	22	15
Injured by animal	被动物所伤	7	10
Injured in workplace violence	于工作场所暴力事件中受伤	34	33
Others	其它类别	84 (4)	73 (1)
<b>TOTAL</b>	<b>总 数</b>	<b>1 277 (6)</b>	<b>1 197 (1)</b>

Notes:

- Occupational injuries (including industrial accidents) are injury cases arising from work accidents, resulting in death or incapacity for work of over three consecutive days, and reported under the Employees' Compensation Ordinance. Since 1.1.1998, Labour Department has used the date of occurrence of an injury as the basis for computing work injury statistics instead of the date of reporting in order to reflect more accurately the number of work injuries occurring in the year.
- Figures in brackets denote the number of fatalities.
- The above injury figures are recorded as at 31 March 2008.

**注释:**

- 职业伤亡个案是指根据《雇员补偿条例》呈报由工作意外引致死亡或失去工作能力连续3天以上的受伤个案(包括工业意外个案)。由1998年1月1日开始,劳工处采用个案发生日期替代个案呈报日期作为编算工作伤亡统计数据的基础,以便更准确地反映所述时段内发生的工伤个案。
- 括号内的数字显示死亡人数。
- 上列伤亡数字为截至二零零八年三月三十一日所纪录的数字。



**Occupational Injuries in Medical, Dental & Other Health Services  
in 2007  
- analysed by Type of Accident -**

**二零零七年医疗、牙科及其它保健服务业之职业伤亡个案以意外类别分析**

Type of Accident 意外类别		2006 二零零六年	2007 二零零七年
Trapped in or between objects	受困于物件之内或物件之间	46	39
Injured whilst lifting or carrying	提举或搬运物件时受伤	647	618
Slip, trip or fall on same level	滑倒、绊倒或在同一高度跌倒	376	362
Fall of person from height	人体从高处堕下	25	18
Striking against fixed or stationary object	与固定或不动的物件碰撞	154	132
Striking against or struck by moving object	被移动物件或与移动物件碰撞	219	155
Stepping on object	踏在物件上	12	15
Exposure to or contact with harmful substance	暴露于有害物质中或接触有害物质	23	33
Contact with electricity or electric discharge	触电或接触放出的电流	0	1
Trapped by collapsing or overturning object	受困于倒塌或翻侧的物件	0	0
Struck by falling object	遭堕下的物件撞击	20	13
Struck by moving vehicle	遭移动中的车辆撞倒	55	55 (1)
Contact with moving machinery or object being machined	触及开动中的机器或触及以机器制造中的物件	12	8
Drowning	遇溺	0	0
Exposure to fire	火警烧伤	0	0
Exposure to explosion	爆炸受伤	0	0
Injured by hand tool	被手工具所伤	241	201
Injured by fall of ground	泥土倾泻受伤	0	0
Asphyxiation	窒息	0	0
Contact with hot surface or substance	触及灼热表面或物质	58	53
Injured by animal	被动物所伤	19	14
Injured in workplace violence	于工作场所暴力事件中受伤	271	238
Others	其它类别	63	76
<b>TOTAL</b>	<b>总 数</b>	<b>2 241</b>	<b>2 031 (1)</b>

Notes:

- Occupational injuries (including industrial accidents) are injury cases arising from work accidents, resulting in death or incapacity for work of over three consecutive days, and reported under the Employees' Compensation Ordinance. Since 1.1.1998, Labour Department has used the date of occurrence of an injury as the basis for computing work injury statistics instead of the date of reporting in order to reflect more accurately the number of work injuries occurring in the year.
- Figures in brackets denote the number of fatalities.
- The above injury figures are recorded as at 31 March 2008.

注释:

- 职业伤亡个案是指根据《雇员补偿条例》呈报由工作意外引致死亡或失去工作能力连续3天以上的受伤个案(包括工业意外个案)。由1998年1月1日开始,劳工处采用个案发生日期替代个案呈报日期作为编算工作伤亡统计数据的基础,以便更准确地反映所述时段内发生的工伤个案。
- 括号内的数字显示死亡人数。
- 上列伤亡数字为截至二零零八年三月三十一日所纪录的数字。



**Occupational Injuries in Welfare Institutions  
in 2007  
- analysed by Type of Accident -**

**二零零七年福利机构之职业伤亡个案以意外类别分析**

Type of Accident 意外类别		2006 二零零六年	2007 二零零七年
Trapped in or between objects	受困于物件之内或物件之间	39	42
Injured whilst lifting or carrying	提举或搬运物件时受伤	478	497
Slip, trip or fall on same level	滑倒、绊倒或在同一高度跌倒	359	324
Fall of person from height	人体从高处堕下	42	33
Striking against fixed or stationary object	与固定或不动的物件碰撞	81	106
Striking against or struck by moving object	被移动物件或与移动物件碰撞	95	121
Stepping on object	踏在物件上	7	8
Exposure to or contact with harmful substance	暴露于有害物质中或接触有害物质	6	22
Contact with electricity or electric discharge	触电或接触放出的电流	0	0
Trapped by collapsing or overturning object	受困于倒塌或翻侧的物件	0	0
Struck by falling object	遭堕下的物件撞击	14	12
Struck by moving vehicle	遭移动中的车辆撞倒	30	33
Contact with moving machinery or object being machined	触及开动中的机器或触及以机器制造中的物件	5	4
Drowning	遇溺	0	0
Exposure to fire	火警烧伤	0	0
Exposure to explosion	爆炸受伤	0	0
Injured by hand tool	被手工具所伤	69	83
Injured by fall of ground	泥土倾泻受伤	0	0
Asphyxiation	窒息	0	0
Contact with hot surface or substance	触及灼热表面或物质	74	65
Injured by animal	被动物所伤	9	7
Injured in workplace violence	于工作场所暴力事件中受伤	110	152
Others	其它类别	87 (2)	85
<b>TOTAL</b>	<b>总 数</b>	<b>1 505 (2)</b>	<b>1 594</b>

Notes:

- Occupational injuries (including industrial accidents) are injury cases arising from work accidents, resulting in death or incapacity for work of over three consecutive days, and reported under the Employees' Compensation Ordinance. Since 1.1.1998, Labour Department has used the date of occurrence of an injury as the basis for computing work injury statistics instead of the date of reporting in order to reflect more accurately the number of work injuries occurring in the year.
- Figures in brackets denote the number of fatalities.
- The above injury figures are recorded as at 31 March 2008.

注释:

- 职业伤亡个案是指根据《雇员补偿条例》呈报由工作意外引致死亡或失去工作能力连续3天以上的受伤个案(包括工业意外个案)。由1998年1月1日开始,劳工处采用个案发生日期替代个案呈报日期作为编算工作伤亡统计数据的基础,以便更准确地反映所述时段内发生的工伤个案。
- 括号内的数字显示死亡人数。
- 上列伤亡数字为截至二零零八年三月三十一日所纪录的数字。



**Occupational Injuries in Sanitary and Similar Services  
in 2007  
- analysed by Type of Accident -**

**二零零七年清洁及同类服务业之职业伤亡个案以意外类别分析**

Type of Accident 意外类别		2006 二零零六年	2007 二零零七年
Trapped in or between objects	受困于物件之内或物件之间	125	108
Injured whilst lifting or carrying	提举或搬运物件时受伤	450	480
Slip, trip or fall on same level	滑倒、绊倒或在同一高度跌倒	806 (1)	725
Fall of person from height	人体从高处堕下	61 (1)	63
Striking against fixed or stationary object	与固定或不动的物件碰撞	256	219
Striking against or struck by moving object	被移动物件或与移动物件碰撞	294	244
Stepping on object	踏在物件上	17	14
Exposure to or contact with harmful substance	暴露于有害物质中或接触有害物质	75	85
Contact with electricity or electric discharge	触电或接触放出的电流	0	1
Trapped by collapsing or overturning object	受困于倒塌或翻侧的物件	1	0
Struck by falling object	遭堕下的物件撞击	31	25
Struck by moving vehicle	遭移动中的车辆撞倒	100 (6)	82 (1)
Contact with moving machinery or object being machined	触及开动中的机器或触及以机器制造中的物件	12	14
Drowning	遇溺	0	0
Exposure to fire	火警烧伤	1	0
Exposure to explosion	爆炸受伤	1	0
Injured by hand tool	被手工具所伤	29	29
Injured by fall of ground	泥土倾泻受伤	0	0
Asphyxiation	窒息	0	0
Contact with hot surface or substance	触及灼热表面或物质	16	28
Injured by animal	被动物所伤	32	26
Injured in workplace violence	于工作场所暴力事件中受伤	17	11
Others	其它类别	42 (4)	40 (5)
<b>TOTAL</b>	<b>总 数</b>	<b>2 366 (12)</b>	<b>2 194 (6)</b>

Notes:

- Occupational injuries (including industrial accidents) are injury cases arising from work accidents, resulting in death or incapacity for work of over three consecutive days, and reported under the Employees' Compensation Ordinance. Since 1.1.1998, Labour Department has used the date of occurrence of an injury as the basis for computing work injury statistics instead of the date of reporting in order to reflect more accurately the number of work injuries occurring in the year.
- Figures in brackets denote the number of fatalities.
- The above injury figures are recorded as at 31 March 2008.

注释:

- 职业伤亡个案是指根据《雇员补偿条例》呈报由工作意外引致死亡或失去工作能力连续3天以上的受伤个案（包括工业意外个案）。由1998年1月1日开始，劳工处采用个案发生日期替代个案呈报日期作为编算工作伤亡统计数据的基础，以便更准确地反映所述时段内发生的工伤个案。
- 括号内的数字显示死亡人数。
- 上列伤亡数字为截至二零零八年三月三十一日所纪录的数字。



**Industrial Accidents in All Industrial Undertakings  
in 2007  
- analysed by Industry -**

二零零七年所有工业经营之工业意外个案以行业分析

Industries 行 业	2006 二零零六年	2007 二零零七年
I. Manufacturing Industries 制造业	<u>2 949</u> (6)	<u>2 735</u> (3)
<div style="display: flex; align-items: center;"> <div style="margin-right: 10px;">           ↑            Textile 纺织             Wearing Apparel 衣着             7 Major            Manufacturing            Industries             七 大            制造业             ↓         </div> <div>           Electronics 电子             Metal 五金             Plastics 塑料             Shipbuilding and shiprepairing 造船及修船             Printing 印刷             Other Manufacturing Industries 其它制造业         </div> </div>	319	281
	107	55
	195	136
	113 (1)	134 (2)
	57	52
	71 (1)	79
	303 (1)	268
	1 784 (3)	1 730 (1)
II. Construction Industry 建筑业	<u>3 400</u> (16)	<u>3 042</u> (19)
III. Catering Industry 饮食业	<u>9 294</u>	<u>8 876</u>
IV. Mining and Quarrying, Utilities, Transport and Servicing Industries 矿务，公共事业，运输及服务行业	<u>1 643</u> (4)	<u>1 464</u> (3)
TOTAL 总数	<u>17 286</u> (26)	<u>16 117</u> (25)

Notes:

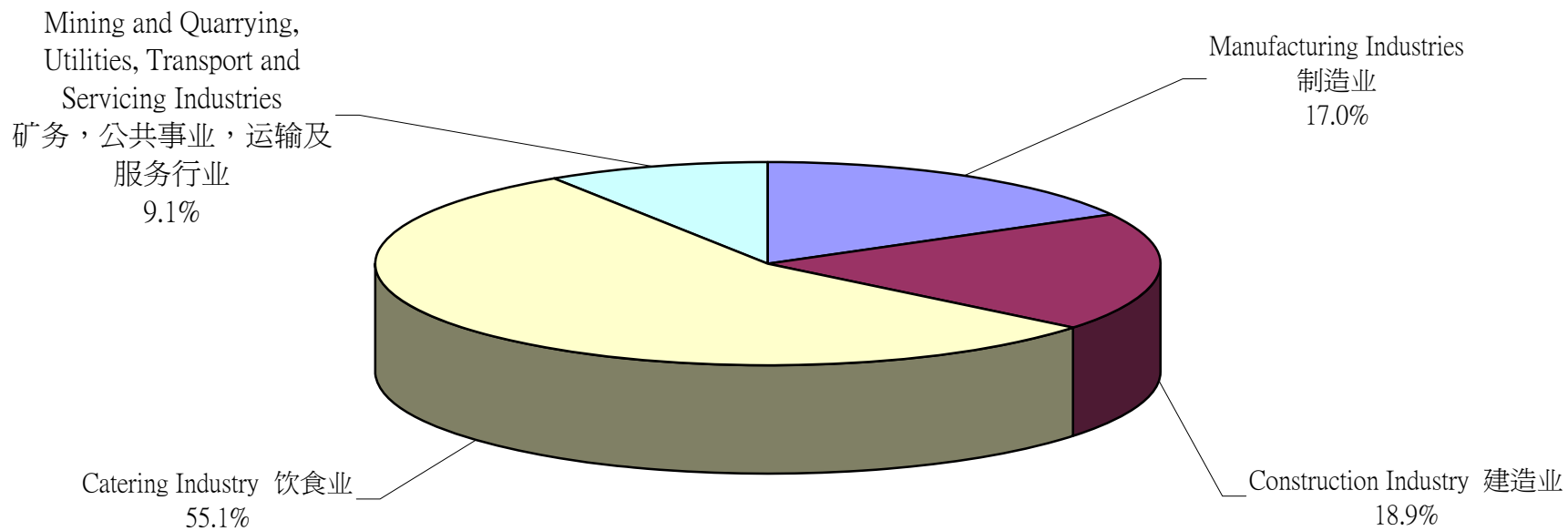
- Industrial accidents refer to injuries and deaths arising from industrial activities in an industrial undertaking as defined under the Factories and Industrial Undertakings Ordinance. Since 1.1.1998, Labour Department has used the date of occurrence of an injury as the basis for computing work injury statistics instead of the date of reporting in order to reflect more accurately the number of work injuries occurring in the year.
- Figures in brackets denote the number of fatalities.
- The above accident figures are recorded as at 31 March 2008.

注释:

- 工业意外是指在《工厂及工业经营条例》所界定的工业经营内发生的受伤或死亡意外，而这些意外是因工业活动而引致的。由1998年1月1日开始，劳工处采用个案发生日期替代个案呈报日期作为编算工作伤亡统计数据的基础，以便更准确地反映所述时段内发生的工伤个案。
- 括号内的数字显示死亡人数。
- 上列意外数字为截至二零零八年三月三十一日所记录的数字。



二零零七年所有工业经营之工业意外个案以行业分析  
**Industrial Accidents in All Industrial Undertakings in 2007 -analysed by Industry**



- Manufacturing Industries 制造业
- Construction Industry 建造业
- Catering Industry 饮食业
- Mining and Quarrying, Utilities, Transport and Servicing Industries 矿务，公共事业，运输及服务行业



**Industrial Accidents in All Industrial Undertakings  
in 2007**

**- analysed by Type of Accident -**

**二零零七年所有工业经营之工业意外个案以意外类别分析**

Type of Accident 意外类别		2006 二零零六年		2007 二零零七年	
Trapped in or between objects	受困于物件之内或物件之间	376	(2)	273	(3)
Injured whilst lifting or carrying	提举或搬运物件时受伤	2 948		2 887	
Slip, trip or fall on same level	滑倒、绊倒或在同一高度跌倒	2 678		2 410	
Fall of person from height	人体从高处堕下	598	(11)	567	(10)
Striking against fixed or stationary object	与固定或不动的物件碰撞	1 711		1 662	
Striking against or struck by moving object	被移动物件或与移动物件碰撞	1 922	(3)	1 728	(2)
Stepping on object	踏在物件上	86		86	
Exposure to or contact with harmful substance	暴露于有害物质中或接触有害物质	130		120	
Contact with electricity or electric discharge	触电或接触放出的电流	22		18	(2)
Trapped by collapsing or overturning object	受困于倒塌或翻侧的物件	11	(3)	16	(2)
Struck by falling object	遭堕下的物件撞击	287	(2)	255	(4)
Struck by moving vehicle	遭移动中的车辆撞倒	229		230	(1)
Contact with moving machinery or object being machined	触及开动中的机器或触及以机器制造中的物件	753		678	
Drowning	遇溺	1	(1)	1	(1)
Exposure to fire	火警烧伤	39	(1)	38	
Exposure to explosion	爆炸受伤	9		7	
Injured by hand tool	被手工具所伤	2 929		2 666	
Injured by fall of ground	泥土倾泻受伤	0		1	
Asphyxiation	窒息	3	(3)	0	
Contact with hot surface or substance	触及灼热表面或物质	2 375		2 301	
Injured by animal	被动物所伤	89		111	
Injured in workplace violence	于工作场所暴力事件中受伤	0		0	
Others	其它类别	90		62	
<b>Total</b>	<b>总计</b>	<b>17 286</b>	<b>(26)</b>	<b>16 117</b>	<b>(25)</b>

Notes:

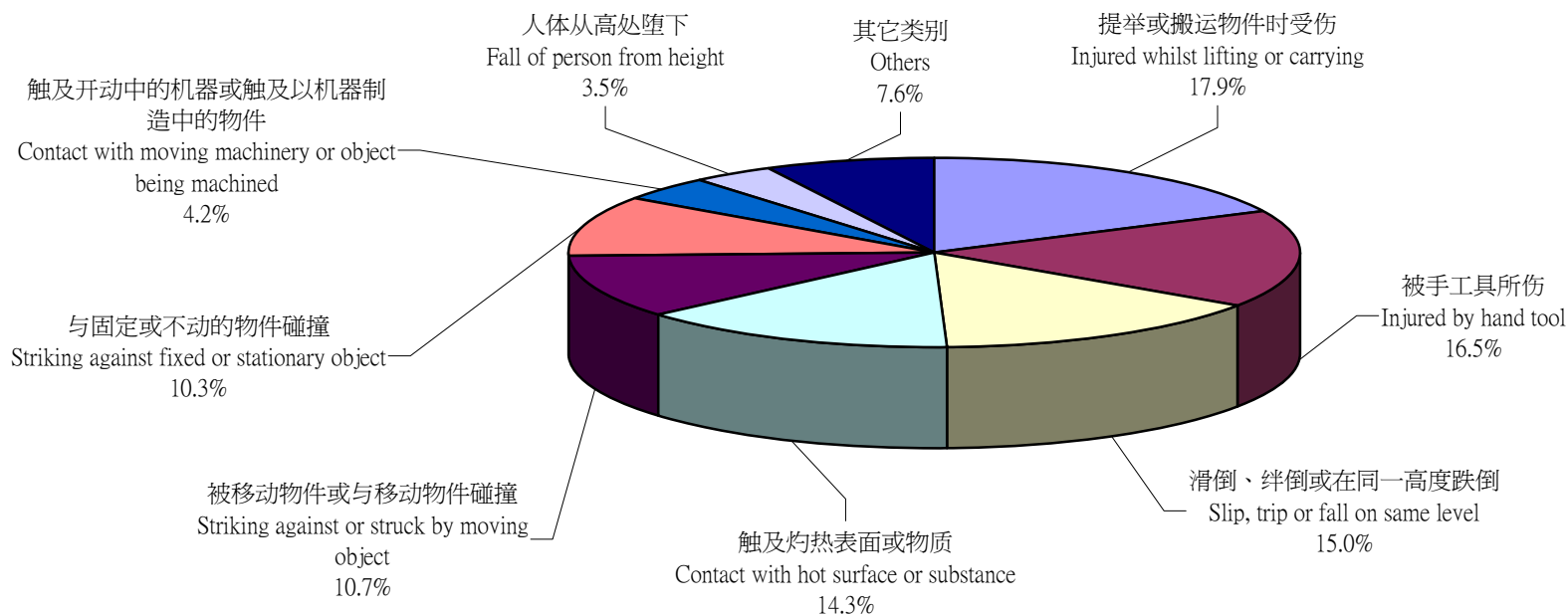
1. Industrial accidents refer to injuries and deaths arising from industrial activities in an industrial undertaking as defined under the Factories and Industrial Undertakings Ordinance. Since 1.1.1998, Labour Department has used the date of occurrence of an injury as the basis for computing work injury statistics instead of the date of reporting in order to reflect more accurately the number of work injuries occurring in the year.
2. Figures in brackets denote the number of fatalities.
3. The above accident figures are recorded as at 31 March 2008.

注释:

1. 工业意外是指在《工厂及工业经营条例》所界定的工业经营内发生的受伤或死亡意外，而这些意外是因工业活动而引致的。由1998年1月1日开始，劳工处采用个案发生日期替代个案呈报日期作为编算工作伤亡统计数据的基础，以便更准确地反映所述时段内发生的工伤个案。
2. 括号内的数字显示死亡人数。
3. 上列意外数字为截至二零零八年三月三十一日所记录的数字。



## 二零零七年所有工业经营之工业意外个案以意外类别分析 Industrial Accidents in All Industrial Undertakings in 2007 - analysed by Type of Accident



- Injured whilst lifting or carrying 提举或搬运物件时受伤
- Injured by hand tool 被手工具所伤
- Slip, trip or fall on same level 滑倒、绊倒或在同一高度跌倒
- Contact with hot surface or substance 触及灼热表面或物质
- Striking against or struck by moving object 被移动物件或与移动物件碰撞
- Striking against fixed or stationary object 与固定或不动的物件碰撞
- Contact with moving machinery or object being machined 触及开动中的机器或触及以机器制造中的物件
- Fall of person from height 人体从高处堕下
- Others 其它类别





**Industrial Accidents in Manufacturing Industry  
in 2007  
- analysed by Type of Accident -**

**二零零七年制造业之工业意外个案以意外类别分析**

Type of Accident 意外类别		2006 二零零六年	2007 二零零七年
Trapped in or between objects	受困于物件之内或物件之间	91	70 (1)
Injured whilst lifting or carrying	提举或搬运物件时受伤	739	670
Slip, trip or fall on same level	滑倒、绊倒或在同一高度跌倒	395	375
Fall of person from height	人体从高处堕下	62 (1)	61
Striking against fixed or stationary object	与固定或不动的物件碰撞	357	318
Striking against or struck by moving object	被移动物件或与移动物件碰撞	393 (1)	314 (1)
Stepping on object	踏在物件上	18	30
Exposure to or contact with harmful substance	暴露于有害物质中或接触有害物质	33	29
Contact with electricity or electric discharge	触电或接触放出的电流	4	2 (1)
Trapped by collapsing or overturning object	受困于倒塌或翻侧的物件	4 (2)	1
Struck by falling object	遭堕下的物件撞击	56 (1)	62
Struck by moving vehicle	遭移动中的车辆撞倒	75	87
Contact with moving machinery or object being machined	触及开动中的机器或触及以机器制造中的物件	364	322
Drowning	遇溺	0	0
Exposure to fire	火警烧伤	4 (1)	4
Exposure to explosion	爆炸受伤	1	1
Injured by hand tool	被手工具所伤	208	243
Injured by fall of ground	泥土倾泻受伤	0	0
Asphyxiation	窒息	0	0
Contact with hot surface or substance	触及灼热表面或物质	117	128
Injured by animal	被动物所伤	4	2
Injured in workplace violence	于工作场所暴力事件中受伤	0	0
Others	其它类别	24	16
<b>Total</b>	<b>总计</b>	<b>2 949 (6)</b>	<b>2 735 (3)</b>

Notes:

- Industrial accidents refer to injuries and deaths arising from industrial activities in an industrial undertaking as defined under the Factories and Industrial Undertakings Ordinance. Since 1.1.1998, Labour Department has used the date of occurrence of an injury as the basis for computing work injury statistics instead of the date of reporting in order to reflect more accurately the number of work injuries occurring in the year.
- Figures in brackets denote the number of fatalities.
- The above accident figures are recorded as at 31 March 2008.

注释:

- 工业意外是指在《工厂及工业经营条例》所界定的工业经营内发生的受伤或死亡意外，而这些意外是因工业活动而引致的。由1998年1月1日开始，劳工处采用个案发生日期替代个案呈报日期作为编算工作伤亡统计数据的基础，以便更准确地反映所述时段内发生的工伤个案。
- 括号内的数字显示死亡人数。
- 上列意外数字为截至二零零八年三月三十一日所记录的数字。



**Industrial Accidents in Textile Industry  
in 2007**

**- analysed by Type of Accident -**

**二零零七年纺织业之工业意外个案以意外类别分析**

Type of Accident 意外类别	2006 二零零六年	2007 二零零七年
Trapped in or between objects 受困于物件之内或物件之间	8	6
Injured whilst lifting or carrying 提举或搬运物件时受伤	110	63
Slip, trip or fall on same level 滑倒、绊倒或在同一高度跌倒	33	34
Fall of person from height 人体从高处堕下	2	8
Striking against fixed or stationary object 与固定或不动的物件碰撞	29	33
Striking against or struck by moving object 被移动物件或与移动物件碰撞	41	30
Stepping on object 踏在物件上	0	3
Exposure to or contact with harmful substance 暴露于有害物质中或接触有害物质	9	4
Contact with electricity or electric discharge 触电或接触放出的电流	0	0
Trapped by collapsing or overturning object 受困于倒塌或翻侧的物件	0	0
Struck by falling object 遭堕下的物件撞击	1	7
Struck by moving vehicle 遭移动中的车辆撞倒	9	9
Contact with moving machinery or object being machined 触及开动中的机器或触及以机器制造中的物件	49	54
Drowning 遇溺	0	0
Exposure to fire 火警烧伤	1	0
Exposure to explosion 爆炸受伤	0	0
Injured by hand tool 被手工具所伤	18	23
Injured by fall of ground 泥土倾泻受伤	0	0
Asphyxiation 窒息	0	0
Contact with hot surface or substance 触及灼热表面或物质	8	5
Injured by animal 被动物所伤	0	0
Injured in workplace violence 于工作场所暴力事件中受伤	0	0
Others 其它类别	1	2
<b>Total</b> 总计	<b>319</b>	<b>281</b>

Notes:

1. Industrial accidents refer to injuries and deaths arising from industrial activities in an industrial undertaking as defined under the Factories and Industrial Undertakings Ordinance. Since 1.1.1998, Labour Department has used the date of occurrence of an injury as the basis for computing work injury statistics instead of the date of reporting in order to reflect more accurately the number of work injuries occurring in the year.
2. Figures in brackets denote the number of fatalities.
3. The above accident figures are recorded as at 31 March 2008.

注释:

1. 工业意外是指在《工厂及工业经营条例》所界定的工业经营内发生的受伤或死亡意外，而这些意外是因工业活动而引致的。由1998年1月1日开始，劳工处采用个案发生日期替代个案呈报日期作为编算工作伤亡统计数据的基础，以便更准确地反映所述时段内发生的工伤个案。
2. 括号内的数字显示死亡人数。
3. 上列意外数字为截至二零零八年三月三十一日所记录的数字。



**Industrial Accidents in Wearing Apparel Industry  
in 2007  
- analysed by Type of Accident -**

**二零零七年衣着行业之工业意外个案以意外类别分析**

Type of Accident 意外类别		2006 二零零六年	2007 二零零七年
Trapped in or between objects	受困于物件之内或物件之间	2	1
Injured whilst lifting or carrying	提举或搬运物件时受伤	28	12
Slip, trip or fall on same level	滑倒、绊倒或在同一高度跌倒	15	8
Fall of person from height	人体从高处堕下	3	2
Striking against fixed or stationary object	与固定或不动的物件碰撞	10	7
Striking against or struck by moving object	被移动物件或与移动物件碰撞	13	4
Stepping on object	踏在物件上	0	0
Exposure to or contact with harmful substance	暴露于有害物质中或接触有害物质	0	0
Contact with electricity or electric discharge	触电或接触放出的电流	0	0
Trapped by collapsing or overturning object	受困于倒塌或翻侧的物件	0	0
Struck by falling object	遭堕下的物件撞击	3	0
Struck by moving vehicle	遭移动中的车辆撞倒	3	2
Contact with moving machinery or object being machined	触及开动中的机器或触及以机器制造中的物件	20	9
Drowning	遇溺	0	0
Exposure to fire	火警烧伤	0	0
Exposure to explosion	爆炸受伤	0	0
Injured by hand tool	被手工具所伤	7	7
Injured by fall of ground	泥土倾泻受伤	0	0
Asphyxiation	窒息	0	0
Contact with hot surface or substance	触及灼热表面或物质	1	1
Injured by animal	被动物所伤	0	0
Injured in workplace violence	于工作场所暴力事件中受伤	0	0
Others	其它类别	2	2
<b>Total</b>	<b>总计</b>	<b>107</b>	<b>55</b>

Notes:

- Industrial accidents refer to injuries and deaths arising from industrial activities in an industrial undertaking as defined under the Factories and Industrial Undertakings Ordinance. Since 1.1.1998, Labour Department has used the date of occurrence of an injury as the basis for computing work injury statistics instead of the date of reporting in order to reflect more accurately the number of work injuries occurring in the year.
- Figures in brackets denote the number of fatalities.
- The above accident figures are recorded as at 31 March 2008.

注释:

- 工业意外是指在《工厂及工业经营条例》所界定的工业经营内发生的受伤或死亡意外，而这些意外是因工业活动而引致的。由1998年1月1日开始，劳工处采用个案发生日期替代个案呈报日期作为编算工作伤亡统计数据的基础，以便更准确地反映所述时段内发生的工伤个案。
- 括号内的数字显示死亡人数。
- 上列意外数字为截至二零零八年三月三十一日所记录的数字。



**Industrial Accidents in Electronics Industry  
in 2007  
- analysed by Type of Accident -**

**二零零七年电子业之工业意外个案以意外类别分析**

Type of Accident 意外类别		2006 二零零六年	2007 二零零七年
Trapped in or between objects	受困于物件之内或物件之间	5	1
Injured whilst lifting or carrying	提举或搬运物件时受伤	59	48
Slip, trip or fall on same level	滑倒、绊倒或在同一高度跌倒	13	15
Fall of person from height	人体从高处堕下	1	4
Striking against fixed or stationary object	与固定或不动的物件碰撞	17	13
Striking against or struck by moving object	被移动物件或与移动物件碰撞	33	14
Stepping on object	踏在物件上	1	3
Exposure to or contact with harmful substance	暴露于有害物质中或接触有害物质	8	4
Contact with electricity or electric discharge	触电或接触放出的电流	0	0
Trapped by collapsing or overturning object	受困于倒塌或翻侧的物件	0	0
Struck by falling object	遭堕下的物件撞击	4	3
Struck by moving vehicle	遭移动中的车辆撞倒	4	0
Contact with moving machinery or object being machined	触及开动中的机器或触及以机器制造中的物件	34	20
Drowning	遇溺	0	0
Exposure to fire	火警烧伤	0	0
Exposure to explosion	爆炸受伤	0	0
Injured by hand tool	被手工具所伤	10	7
Injured by fall of ground	泥土倾泻受伤	0	0
Asphyxiation	窒息	0	0
Contact with hot surface or substance	触及灼热表面或物质	4	2
Injured by animal	被动物所伤	0	0
Injured in workplace violence	于工作场所暴力事件中受伤	0	0
Others	其它类别	2	2
<b>Total</b>	<b>总计</b>	<b>195</b>	<b>136</b>

Notes:

1. Industrial accidents refer to injuries and deaths arising from industrial activities in an industrial undertaking as defined under the Factories and Industrial Undertakings Ordinance. Since 1.1.1998, Labour Department has used the date of occurrence of an injury as the basis for computing work injury statistics instead of the date of reporting in order to reflect more accurately the number of work injuries occurring in the year.
2. Figures in brackets denote the number of fatalities.
3. The above accident figures are recorded as at 31 March 2008.

注释:

1. 工业意外是指在《工厂及工业经营条例》所界定的工业经营内发生的受伤或死亡意外，而这些意外是因工业活动而引致的。由1998年1月1日开始，劳工处采用个案发生日期替代个案呈报日期作为编算工作伤亡统计数据的基础，以便更准确地反映所述时段内发生的工伤个案。
2. 括号内的数字显示死亡人数。
3. 上列意外数字为截至二零零八年三月三十一日所记录的数字。



**Industrial Accidents in Metal Products Industry  
in 2007  
- analysed by Type of Accident -**

**二零零七年五金制品业之工业意外个案以意外类别分析**

Type of Accident 意外类别		2006 二零零六年	2007 二零零七年
Trapped in or between objects	受困于物件之内或物件之间	2	3
Injured whilst lifting or carrying	提举或搬运物件时受伤	35	41
Slip, trip or fall on same level	滑倒、绊倒或在同一高度跌倒	8	19
Fall of person from height	人体从高处堕下	3	1
Striking against fixed or stationary object	与固定或不动的物件碰撞	19	16
Striking against or struck by moving object	被移动物件或与移动物件碰撞	24	21 (1)
Stepping on object	踏在物件上	0	0
Exposure to or contact with harmful substance	暴露于有害物质中或接触有害物质	1	2
Contact with electricity or electric discharge	触电或接触放出的电流	0	1 (1)
Trapped by collapsing or overturning object	受困于倒塌或翻侧的物件	0	0
Struck by falling object	遭堕下的物件撞击	3 (1)	4
Struck by moving vehicle	遭移动中的车辆撞倒	0	1
Contact with moving machinery or object being machined	触及开动中的机器或触及以机器制造中的物件	9	10
Drowning	遇溺	0	0
Exposure to fire	火警烧伤	0	0
Exposure to explosion	爆炸受伤	0	0
Injured by hand tool	被手工具所伤	7	9
Injured by fall of ground	泥土倾泻受伤	0	0
Asphyxiation	窒息	0	0
Contact with hot surface or substance	触及灼热表面或物质	1	4
Injured by animal	被动物所伤	0	0
Injured in workplace violence	于工作场所暴力事件中受伤	0	0
Others	其它类别	1	2
<b>Total</b>	<b>总计</b>	<b>113 (1)</b>	<b>134 (2)</b>

Notes:

1. Industrial accidents refer to injuries and deaths arising from industrial activities in an industrial undertaking as defined under the Factories and Industrial Undertakings Ordinance. Since 1.1.1998, Labour Department has used the date of occurrence of an injury as the basis for computing work injury statistics instead of the date of reporting in order to reflect more accurately the number of work injuries occurring in the year.
2. Figures in brackets denote the number of fatalities.
3. The above accident figures are recorded as at 31 March 2008.

注释:

1. 工业意外是指在《工厂及工业经营条例》所界定的工业经营内发生的受伤或死亡意外，而这些意外是因工业活动而引致的。由1998年1月1日开始，劳工处采用个案发生日期替代个案呈报日期作为编算工作伤亡统计数据的基础，以便更准确地反映所述时段内发生的工伤个案。
2. 括号内的数字显示死亡人数。
3. 上列意外数字为截至二零零八年三月三十一日所记录的数字。



**Industrial Accidents in Plastics Industry  
in 2007  
- analysed by Type of Accident -**

**二零零七年塑料业之工业意外个案以意外类别分析**

Type of Accident 意外类别	2006 二零零六年	2007 二零零七年
Trapped in or between objects 受困于物件之内或物件之间	1	2
Injured whilst lifting or carrying 提举或搬运物件时受伤	14	9
Slip, trip or fall on same level 滑倒、绊倒或在同一高度跌倒	6	2
Fall of person from height 人体从高处坠下	1	0
Striking against fixed or stationary object 与固定或不动的物件碰撞	5	6
Striking against or struck by moving object 被移动物件或与移动物件碰撞	7	10
Stepping on object 踏在物件上	0	1
Exposure to or contact with harmful substance 暴露于有害物质中或接触有害物质	0	0
Contact with electricity or electric discharge 触电或接触放出的电流	0	0
Trapped by collapsing or overturning object 受困于倒塌或翻侧的物件	0	0
Struck by falling object 遭堕下的物件撞击	1	1
Struck by moving vehicle 遭移动中的车辆撞倒	0	2
Contact with moving machinery or object being machined 触及开动中的机器或触及以机器制造中的物件	12	10
Drowning 遇溺	0	0
Exposure to fire 火警烧伤	0	0
Exposure to explosion 爆炸受伤	0	0
Injured by hand tool 被手工具所伤	6	5
Injured by fall of ground 泥土倾泻受伤	0	0
Asphyxiation 窒息	0	0
Contact with hot surface or substance 触及灼热表面或物质	3	4
Injured by animal 被动物所伤	0	0
Injured in workplace violence 于工作场所暴力事件中受伤	0	0
Others 其它类别	1	0
<b>Total</b> 总计	<b>57</b>	<b>52</b>

Notes:

1. Industrial accidents refer to injuries and deaths arising from industrial activities in an industrial undertaking as defined under the Factories and Industrial Undertakings Ordinance. Since 1.1.1998, Labour Department has used the date of occurrence of an injury as the basis for computing work injury statistics instead of the date of reporting in order to reflect more accurately the number of work injuries occurring in the year.
2. Figures in brackets denote the number of fatalities.
3. The above accident figures are recorded as at 31 March 2008.

注释:

1. 工业意外是指在《工厂及工业经营条例》所界定的工业经营内发生的受伤或死亡意外，而这些意外是因工业活动而引致的。由1998年1月1日开始，劳工处采用个案发生日期替代个案呈报日期作为编算工作伤亡统计数据的基础，以便更准确地反映所述时段内发生的工伤个案。
2. 括号内的数字显示死亡人数。
3. 上列意外数字为截至二零零八年三月三十一日所记录的数字。



**Industrial Accidents in Shipbuilding and Shiprepairing Industry  
in 2007**

**- analysed by Type of Accident -**

**二零零七年造船及修船业之工业意外个案以意外类别分析**

Type of Accident 意外类别		2006 二零零六年	2007 二零零七年
Trapped in or between objects	受困于物件之内或物件之间	1	0
Injured whilst lifting or carrying	提举或搬运物件时受伤	18	15
Slip, trip or fall on same level	滑倒、绊倒或在同一高度跌倒	7	8
Fall of person from height	人体从高处堕下	4 (1)	3
Striking against fixed or stationary object	与固定或不动的物件碰撞	4	15
Striking against or struck by moving object	被移动物件或与移动物件碰撞	19	20
Stepping on object	踏在物件上	1	1
Exposure to or contact with harmful substance	暴露于有害物质中或接触有害物质	0	0
Contact with electricity or electric discharge	触电或接触放出的电流	0	0
Trapped by collapsing or overturning object	受困于倒塌或翻侧的物件	0	0
Struck by falling object	遭堕下的物件撞击	4	4
Struck by moving vehicle	遭移动中的车辆撞倒	0	0
Contact with moving machinery or object being machined	触及开动中的机器或触及以机器制造中的物件	5	6
Drowning	遇溺	0	0
Exposure to fire	火警烧伤	0	1
Exposure to explosion	爆炸受伤	0	0
Injured by hand tool	被手工具所伤	7	5
Injured by fall of ground	泥土倾泻受伤	0	0
Asphyxiation	窒息	0	0
Contact with hot surface or substance	触及灼热表面或物质	1	1
Injured by animal	被动物所伤	0	0
Injured in workplace violence	于工作场所暴力事件中受伤	0	0
Others	其它类别	0	0
<b>Total</b>	<b>总计</b>	<b>71 (1)</b>	<b>79</b>

Notes:

1. Industrial accidents refer to injuries and deaths arising from industrial activities in an industrial undertaking as defined under the Factories and Industrial Undertakings Ordinance. Since 1.1.1998, Labour Department has used the date of occurrence of an injury as the basis for computing work injury statistics instead of the date of reporting in order to reflect more accurately the number of work injuries occurring in the year.
2. Figures in brackets denote the number of fatalities.
3. The above accident figures are recorded as at 31 March 2008.

注释:

1. 工业意外是指在《工厂及工业经营条例》所界定的工业经营内发生的受伤或死亡意外，而这些意外是因工业活动而引致的。由1998年1月1日开始，劳工处采用个案发生日期替代个案呈报日期作为编算工作伤亡统计数据的基础，以便更准确地反映所述时段内发生的工伤个案。
2. 括号内的数字显示死亡人数。
3. 上列意外数字为截至二零零八年三月三十一日所记录的数字。



**Industrial Accidents in Printing Industry  
in 2007  
- analysed by Type of Accident -**

**二零零七年印刷业之工业意外个案以意外类别分析**

Type of Accident 意外类别		2006 二零零六年	2007 二零零七年
Trapped in or between objects	受困于物件之内或物件之间	6	8
Injured whilst lifting or carrying	提举或搬运物件时受伤	75	66
Slip, trip or fall on same level	滑倒、绊倒或在同一高度跌倒	38	27
Fall of person from height	人体从高处堕下	2	5
Striking against fixed or stationary object	与固定或不动的物件碰撞	36	29
Striking against or struck by moving object	被移动物件或与移动物件碰撞	41	20
Stepping on object	踏在物件上	2	4
Exposure to or contact with harmful substance	暴露于有害物质中或接触有害物质	3	5
Contact with electricity or electric discharge	触电或接触放出的电流	0	0
Trapped by collapsing or overturning object	受困于倒塌或翻侧的物件	1	(1)
Struck by falling object	遭堕下的物件撞击	1	1
Struck by moving vehicle	遭移动中的车辆撞倒	4	8
Contact with moving machinery or object being machined	触及开动中的机器或触及以机器制造中的物件	69	65
Drowning	遇溺	0	0
Exposure to fire	火警烧伤	0	0
Exposure to explosion	爆炸受伤	1	0
Injured by hand tool	被手工具所伤	21	29
Injured by fall of ground	泥土倾泻受伤	0	0
Asphyxiation	窒息	0	0
Contact with hot surface or substance	触及灼热表面或物质	2	1
Injured by animal	被动物所伤	0	0
Injured in workplace violence	于工作场所暴力事件中受伤	0	0
Others	其它类别	1	0
<b>Total</b>	<b>总计</b>	<b>303</b>	<b>(1)</b>

Notes:

1. Industrial accidents refer to injuries and deaths arising from industrial activities in an industrial undertaking as defined under the Factories and Industrial Undertakings Ordinance. Since 1.1.1998, Labour Department has used the date of occurrence of an injury as the basis for computing work injury statistics instead of the date of reporting in order to reflect more accurately the number of work injuries occurring in the year.
2. Figures in brackets denote the number of fatalities.
3. The above accident figures are recorded as at 31 March 2008.

注释:

1. 工业意外是指在《工厂及工业经营条例》所界定的工业经营内发生的受伤或死亡意外，而这些意外是因工业活动而引致的。由1998年1月1日开始，劳工处采用个案发生日期替代个案呈报日期作为编算工作伤亡统计数据的基础，以便更准确地反映所述时段内发生的工伤个案。
2. 括号内的数字显示死亡人数。
3. 上列意外数字为截至二零零八年三月三十一日所记录的数字。





**Industrial Accidents in Construction Industry  
in 2007**

**- analysed by Type of Accident -**

**二零零七年建筑业之工业意外个案以意外类别分析**

Type of Accident 意外类别		2006 二零零六年	2007 二零零七年
Trapped in or between objects	受困于物件之内或物件之间	99 (1)	65 (2)
Injured whilst lifting or carrying	提举或搬运物件时受伤	536	587
Slip, trip or fall on same level	滑倒、绊倒或在同一高度跌倒	603	507
Fall of person from height	人体从高处堕下	405 (9)	360 (9)
Striking against fixed or stationary object	与固定或不动的物件碰撞	382	318
Striking against or struck by moving object	被移动物件或与移动物件碰撞	605 (1)	584
Stepping on object	踏在物件上	37	32
Exposure to or contact with harmful substance	暴露于有害物质中或接触有害物质	20	20
Contact with electricity or electric discharge	触电或接触放出的电流	14	10 (1)
Trapped by collapsing or overturning object	受困于倒塌或翻侧的物件	5 (1)	13 (2)
Struck by falling object	遭堕下的物件撞击	131 (1)	114 (3)
Struck by moving vehicle	遭移动中的车辆撞倒	33	31 (1)
Contact with moving machinery or object being machined	触及开动中的机器或触及以机器制造中的物件	234	197
Drowning	遇溺	0	1 (1)
Exposure to fire	火警烧伤	16	12
Exposure to explosion	爆炸受伤	3	2
Injured by hand tool	被手工具所伤	225	155
Injured by fall of ground	泥土倾泻受伤	0	1
Asphyxiation	窒息	3 (3)	0
Contact with hot surface or substance	触及灼热表面或物质	20	17
Injured by animal	被动物所伤	3	1
Injured in workplace violence	于工作场所暴力事件中受伤	0	0
Others	其它类别	26	15
<b>Total</b>	<b>总计</b>	<b>3 400 (16)</b>	<b>3 042 (19)</b>

Notes:

1. Industrial accidents refer to injuries and deaths arising from industrial activities in an industrial undertaking as defined under the Factories and Industrial Undertakings Ordinance. Since 1.1.1998, Labour Department has used the date of occurrence of an injury as the basis for computing work injury statistics instead of the date of reporting in order to reflect more accurately the number of work injuries occurring in the year.
2. Figures in brackets denote the number of fatalities.
3. The above accident figures are recorded as at 31 March 2008.

注释:

1. 工业意外是指在《工厂及工业经营条例》所界定的工业经营内发生的受伤或死亡意外，而这些意外是因工业活动而引致的。由1998年1月1日开始，劳工处采用个案发生日期替代个案呈报日期作为编算工作伤亡统计数据的基础，以便更准确地反映所述时段内发生的工伤个案。
2. 括号内的数字显示死亡人数。
3. 上列意外数字为截至二零零八年三月三十一日所记录的数字。



**Industrial Accidents in Catering Industry  
in 2007**

**- analysed by Type of Accident -**

**二零零七年饮食业之工业意外个案以意外类别分析**

Type of Accident 意外类别	2006 二零零六年	2007 二零零七年
Trapped in or between objects 受困于物件之内或物件之间	122	91
Injured whilst lifting or carrying 提举或搬运物件时受伤	1 192	1 170
Slip, trip or fall on same level 滑倒、绊倒或在同一高度跌倒	1 443	1 346
Fall of person from height 人体从高处堕下	52	46
Striking against fixed or stationary object 与固定或不动的物件碰撞	810	864
Striking against or struck by moving object 被移动物件或与移动物件碰撞	637	559
Stepping on object 踏在物件上	10	15
Exposure to or contact with harmful substance 暴露于有害物质中或接触有害物质	69	67
Contact with electricity or electric discharge 触电或接触放出的电流	4	5
Trapped by collapsing or overturning object 受困于倒塌或翻侧的物件	0	2
Struck by falling object 遭堕下的物件撞击	44	35
Struck by moving vehicle 遭移动中的车辆撞倒	40	41
Contact with moving machinery or object being machined 触及开动中的机器或触及以机器制造中的物件	110	127
Drowning 遇溺	0	0
Exposure to fire 火警烧伤	15	18
Exposure to explosion 爆炸受伤	3	3
Injured by hand tool 被手工具所伤	2 420	2 219
Injured by fall of ground 泥土倾泻受伤	0	0
Asphyxiation 窒息	0	0
Contact with hot surface or substance 触及灼热表面或物质	2 213	2 134
Injured by animal 被动物所伤	81	108
Injured in workplace violence 于工作场所暴力事件中受伤	0	0
Others 其它类别	29	26
<b>Total</b> 总计	<b>9 294</b>	<b>8 876</b>

**Notes:**

- Industrial accidents refer to injuries and deaths arising from industrial activities in an industrial undertaking as defined under the Factories and Industrial Undertakings Ordinance. Since 1.1.1998, Labour Department has used the date of occurrence of an injury as the basis for computing work injury statistics instead of the date of reporting in order to reflect more accurately the number of work injuries occurring in the year.
- Figures in brackets denote the number of fatalities.
- The above accident figures are recorded as at 31 March 2008.

**注释:**

- 工业意外是指在《工厂及工业经营条例》所界定的工业经营内发生的受伤或死亡意外，而这些意外是因工业活动而引致的。由1998年1月1日开始，劳工处采用个案发生日期替代个案呈报日期作为编算工作伤亡统计数据的基础，以便更准确地反映所述时段内发生的工伤个案。
- 括号内的数字显示死亡人数。
- 上列意外数字为截至二零零八年三月三十一日所记录的数字。



## Statistics of Confirmed Occupational Diseases (excluding Silicosis, Asbestos-related Disease, Occupational Deafness and Gas Poisoning) by Industry in 2007

二零零七年各行业中经证实为职业病的个案数字统计(矽肺病、石棉沉着病、职业性失聪及气体中毒除外)

Industries 行业	Occupational Disease Codes (2006)							Occupational Disease Codes (2007)					
	职业病译码 (二零零六年)							职业病译码 (二零零七年)					
	3	8	14	32	40	48	Total 总数	8	14	16	40	48	Total 总数
Agriculture and Fishing 农业及捕鱼业	0	0	0	0	0	0	0	0	0	0	0	0	0
Mining and Quarrying 采矿及采石业	0	0	0	0	0	0	0	0	0	0	0	0	0
Manufacturing 制造业	0	6	0	1	1	0	8	2	0	0	1	0	3
Electricity and Gas 电力及燃气业	0	0	0	0	0	0	0	0	0	0	0	0	0
Construction sites 建筑地盘	0	3	0	0	0	0	3	1	0	0	3	0	4
Wholesales, retail and import/export trades, restaurants & hotels 批发、零售、进出口贸易、饮食及酒店	0	18	0	0	4	0	22	10	0	1	1	1	13
Transport, storage and communications 运输、仓库及通讯业	1	8	0	0	0	0	9	2	0	0	0	0	2
Financing, insurance, real estate and Business services 金融、保险、地产及商用服务业	0	2	0	0	0	1	3	7	0	0	0	0	7
Community, Social & Personal Services 社区、社会及个人服务业	0	26	18	0	3	0	47	13	16	0	2	0	31
Total 总数	1	63	18	1	8	1	92	35	16	1	7	1	60

### Occupational Disease Codes

### 职业病译码

3 = Compressed Air Illness  
8 = Tenosynovitis of Hand or Forearm  
14 = Tuberculosis  
16 = Streptococcus Suis Infection  
32 = Cadmium Poisoning  
40 = Occupational Dermatitis  
48 = Carpal Tunnel Syndrome

3 = 气压病  
8 = 手部或前臂腱鞘炎  
14 = 结核病  
16 = 猪型链球菌感染  
32 = 镉中毒  
40 = 职业性皮肤病  
48 = 腕管综合症

### Notes:

- 1) For information on silicosis and asbestos-related diseases, please refer to the Pneumoconiosis Compensation Fund Board
- 2) For information on occupational deafness, please refer to the Occupational Deafness Compensation Board
- 3) The distribution of confirmed occupational diseases in 2007 in various industries has been revised in May 2008.

### 附注：

- 1) 有关矽肺病及石棉沉着病，请参考肺尘埃沉着病补偿基金委员会所发表的资料。
- 2) 有关职业性失聪，请参考职业性失聪补偿管理局所发表的资料。
- 3) 二零零七年经证实为职业病的个案在各行业的分布在二零零八年五月曾作修订。



## Number of Confirmed Occupational Diseases in 2007

### 二零零七年经证实为职业病的个案数字

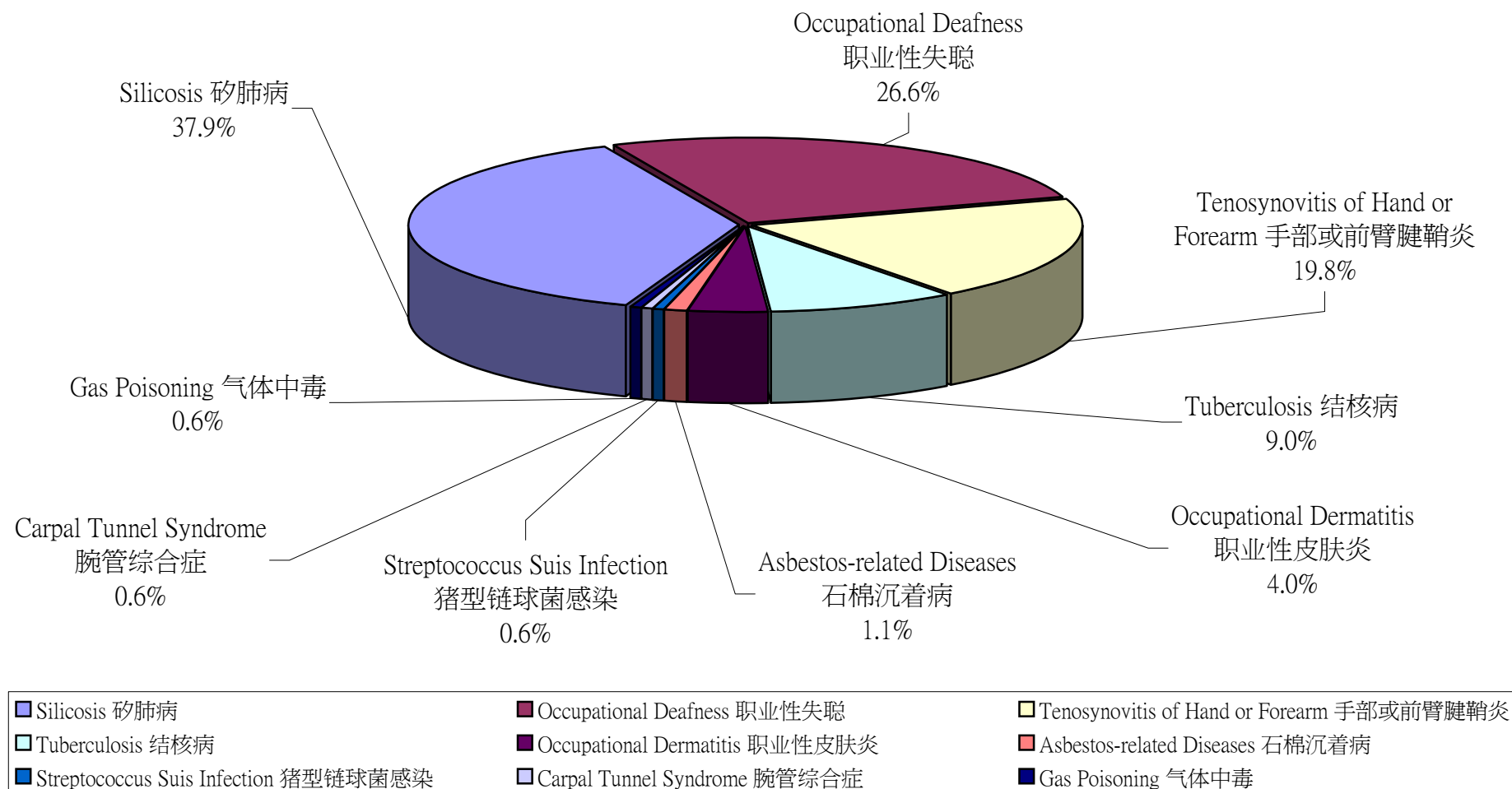
Occupational Disease 职业病	2006 二零零六年	2007 二零零七年
Silicosis 矽肺病	109	67
Occupational Deafness 职业性失聪	51	47
Tenosynovitis of Hand or Forearm 手部或前臂腱鞘炎	63	35
Tuberculosis 结核病	18	16
Occupational Dermatitis 职业性皮肤炎	8	7
Streptococcus Suis Infection 猪型链球菌感染	0	1
Asbestos-related Diseases 石棉沉着病	7	2
Carpal Tunnel Syndrome 腕管综合症	1	1
Cadmium Poisoning 镉中毒	1	0
Compressed Air Illness 气压病	1	0
Gas Poisoning 气体中毒 <sup>1</sup>	5 (3)	1 (1)
<b>Total 总数</b>	<b>264</b>	<b>177</b>

Note 1 : The figure in bracket denotes the number of incidents

附注 1：括号中的数字为事件次数。



二零零七年经证实为职业病的个案数字  
**Number of Confirmed Occupational Diseases in 2007**





## Industrial Accidents in Construction Industry (1998 - 2007) 建造業之工業意外數字(1998 - 2007)

	1998	1999	2000	2001	2002	2003	2004	2005	2006	2007
No. of Accidents 意外數目	19 588	14 078	11 925	9 206	6 239	4 367	3 833	3 548	3 400	3 042
No. of Fatalities 致命意外數目	56	47	29	28	24	25	17	25	16	19
*Total No. of Workers *工人總數	79 007	70 941	79 599	80 302	73 223	64 112	63 520	59 266	52 865	50 185
Acc. rate/1 000 Workers 每1 000工人計的意外率	247.9	198.4	149.8	114.6	85.2	68.1	60.3	59.9	64.3	60.6
Fatality rate/1 000 Workers 每1 000工人計的致命意外率	0.709	0.663	0.364	0.349	0.328	0.390	0.268	0.422	0.303	0.379

\*The total no. of workers only covers manual workers on construction sites.

\*工人總數只包括在建築地盤工作的工人



**建筑业之工业意外数字(1998 - 2007)**  
**Industrial Accidents in Construction Industry (1998 - 2007)**





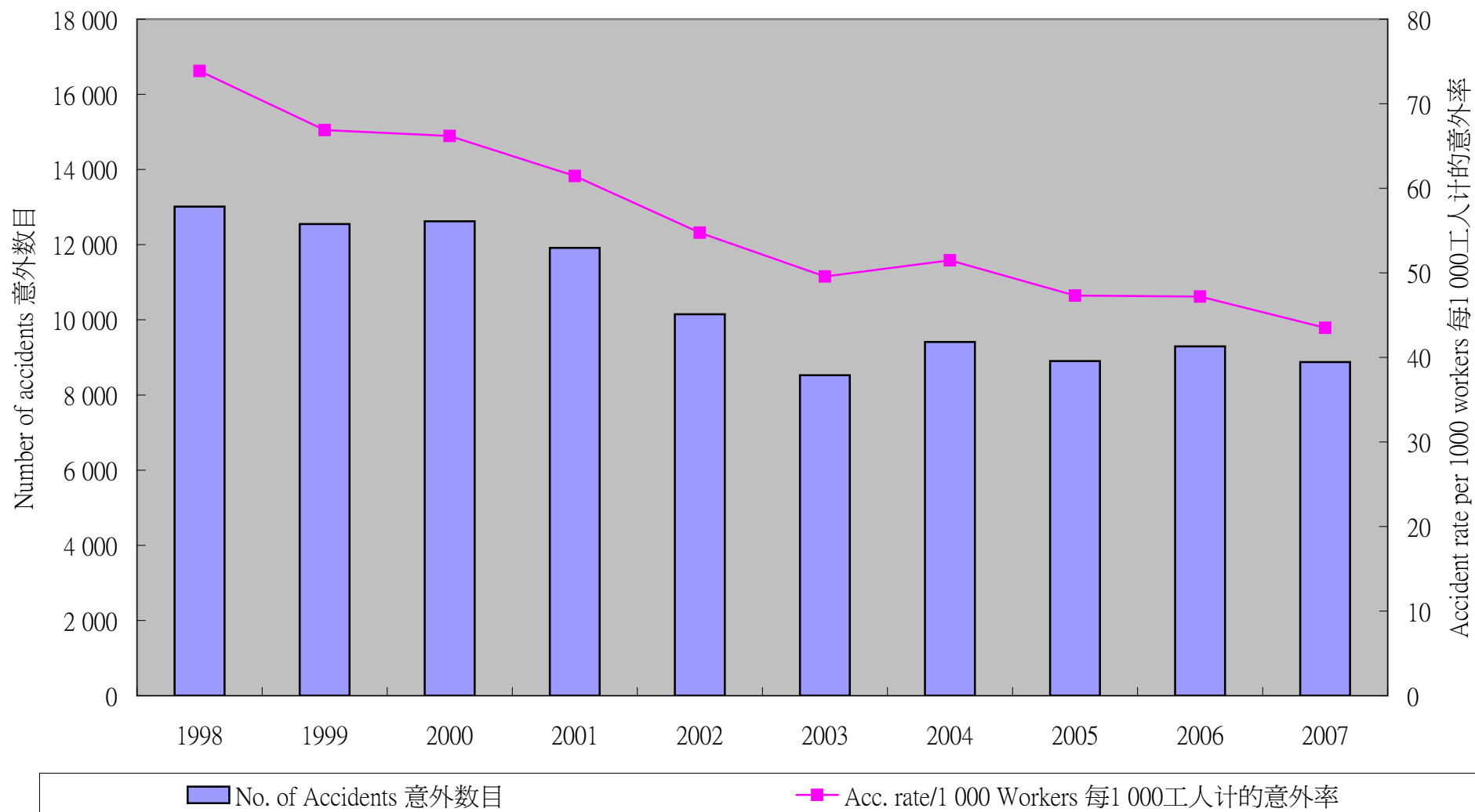
## Industrial Accidents in Catering Industry (1998 - 2007) 饮食业之工业意外数字(1998 - 2007)

	1998	1999	2000	2001	2002	2003	2004	2005	2006	2007
No. of Accidents 意外数目	13 011	12 549	12 621	11 914	10 149	8 527	9 410	8 902	9 294	8 876
No. of Fatalities 致命意外数目	0	0	2	0	0	0	0	0	0	0
Total No. of Workers 工人总数	176 140	187 614	190 685	193 881	185 395	171 999	182 791	188 157	196 935	204 020
Acc. rate/1 000 Workers 每1 000工人计的意外率	73.9	66.9	66.2	61.5	54.7	49.6	51.5	47.3	47.2	43.5
Fatality rate/1 000 Workers 每1 000工人计的致命意外率	0.000	0.000	0.010	0.000	0.000	0.000	0.000	0.000	0.000	0.000





饮食业之工业意外数字(1998 - 2007)  
**Industrial Accidents in Catering Industry (1998 - 2007)**



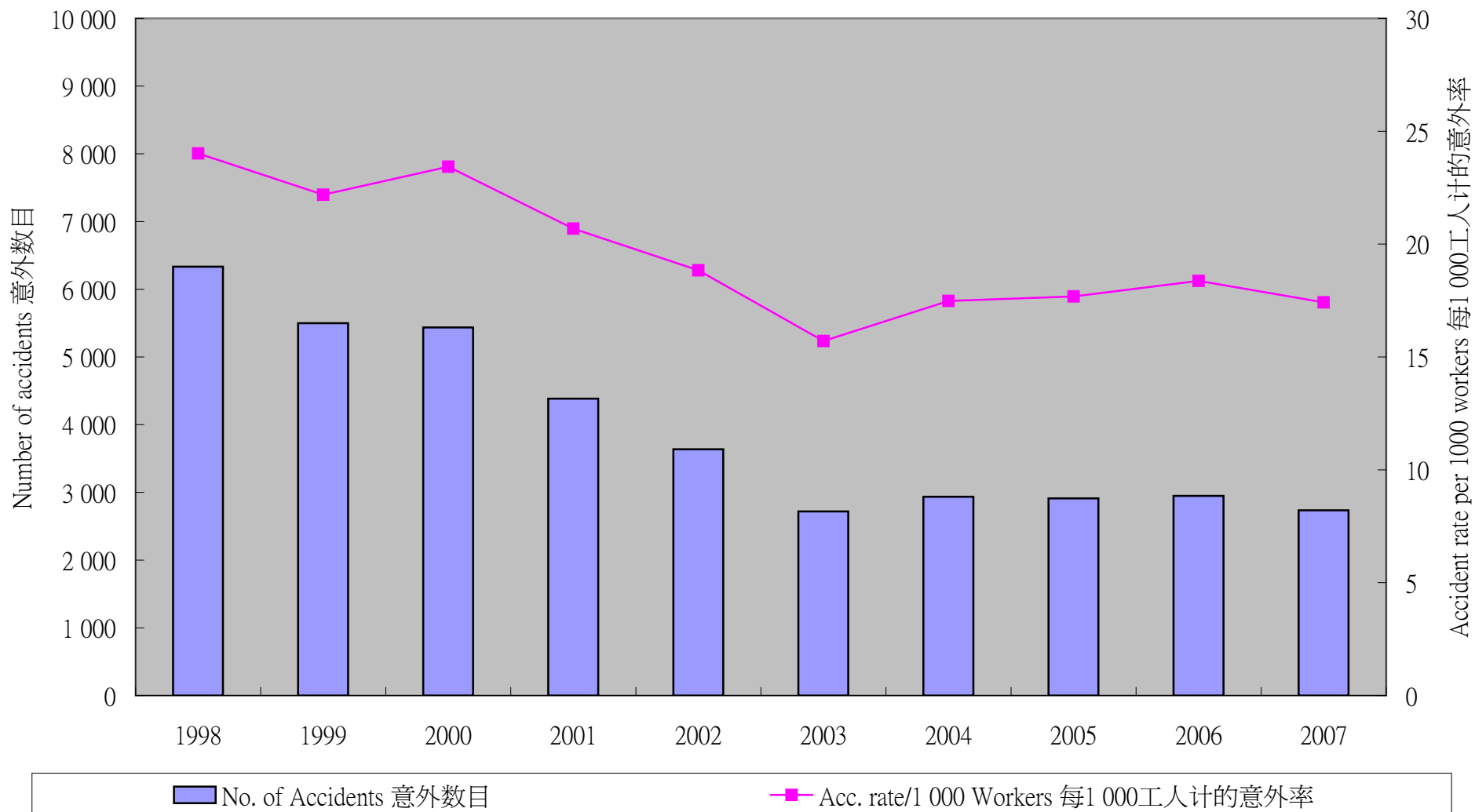


## Industrial Accidents in Manufacturing Industry (1998 - 2007) 制造业之工业意外数字(1998 - 2007)

	1998	1999	2000	2001	2002	2003	2004	2005	2006	2007
No. of Accidents 意外数目	6 334	5 499	5 436	4 385	3 636	2 719	2 936	2 912	2 949	2 735
No. of Fatalities 致命意外数目	2	2	3	3	0	2	2	0	6	3
Total No. of Workers 工人总数	263 714	247 830	232 039	211 995	193 013	173 133	167 952	164 668	160 505	157 001
Acc. rate/1 000 Workers 每1 000工人计的意外率	24.0	22.2	23.4	20.7	18.8	15.7	17.5	17.7	18.4	17.4
Fatality rate/1 000 Workers 每1 000工人计的致命意外率	0.008	0.008	0.013	0.014	0.000	0.012	0.012	0.000	0.037	0.019



### 制造业之工业意外数字(1998 - 2007) Industrial Accidents in Manufacturing Industry (1998 - 2007)





## Industrial Accidents in Major Industries (1998 - 2007)

### 主要行业之工业意外数字(1998 - 2007)

	1998	1999	2000	2001	2002	2003	2004	2005	2006	2007
<b>No. of Accidents</b> 意外数目										
Construction Industry 建造业	19 588	14 078	11 925	9 206	6 239	4 367	3 833	3 548	3 400	3 042
Catering Industry 饮食业	13 011	12 549	12 621	11 914	10 149	8 527	9 410	8 902	9 294	8 876
Manufacturing Industry 制造业	6 334	5 499	5 436	4 385	3 636	2 719	2 936	2 912	2 949	2 735
<b>Acc. Rate/1 000 Workers</b> 每1 000工人计的意外率										
Construction Industry 建造业	247.9	198.4	149.8	114.6	85.2	68.1	60.3	59.9	64.3	60.6
Catering Industry 饮食业	73.9	66.9	66.2	61.5	54.7	49.6	51.5	47.3	47.2	43.5
Manufacturing Industry 制造业	24.0	22.2	23.4	20.7	18.8	15.7	17.5	17.7	18.4	17.4

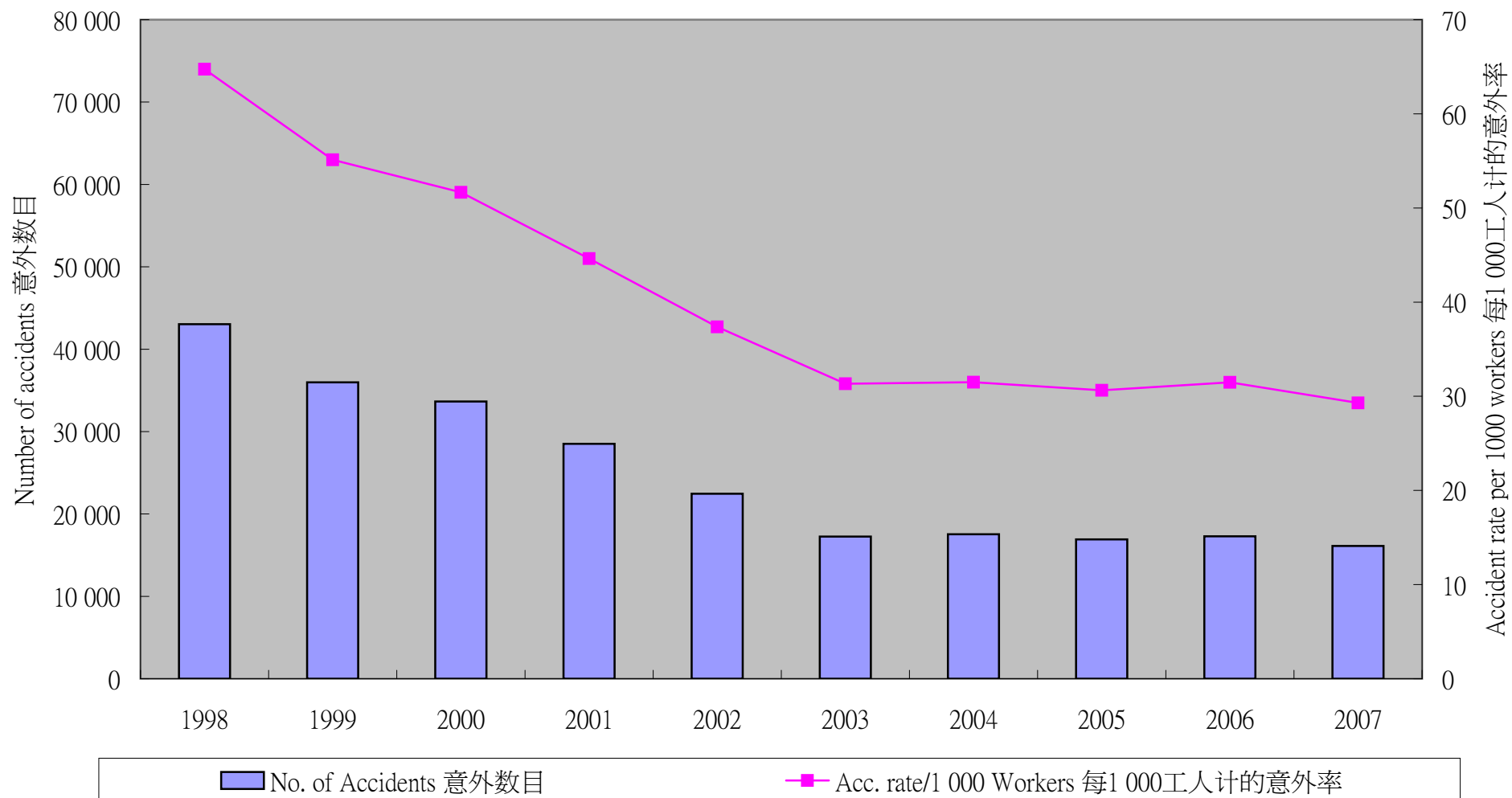


**Industrial Accidents in All Industries (1998 - 2007)**  
所有行业之工业意外数字(1998 - 2007)

	1998	1999	2000	2001	2002	2003	2004	2005	2006	2007
No. of Accidents 意外数目	43 034	35 986	33 652	28 518	22 453	17 249	17 533	16 917	17 286	16 117
No. of Fatalities 致命意外数目	68	52	43	34	25	28	24	29	26	25
Total No. of Workers 工人总数	664 751	652 931	651 441	638 978	600 781	550 655	556 572	552 160	549 109	550 121
Acc. rate/1 000 Workers 每1 000工人计的意外率	64.7	55.1	51.7	44.6	37.4	31.3	31.5	30.6	31.5	29.3
Fatality rate/1 000 Workers 每1 000工人计的致命意外率	0.102	0.080	0.066	0.053	0.042	0.051	0.043	0.053	0.047	0.045



**所有行业之工业意外数字(1998 - 2007)**  
**Industrial Accidents in All Industries (1998 - 2007)**





**Number of Confirmed Occupational Diseases (1998 - 2007)**  
**1998 - 2007 经证实为职业病的个案数字**

<b>Occupational Disease</b>	<b>职业病</b>	<b>1998</b>	<b>1999</b>	<b>2000</b>	<b>2001</b>	<b>2002</b>	<b>2003</b>	<b>2004</b>	<b>2005</b>	<b>2006</b>	<b>2007</b>
Radiation Illness	放射病	0	0	1	0	0	0	0	0	0	0
Compressed Air Illness	气压病	3	3	6	11	4	2	0	1	1	0
Tenosynovitis of Hand or Forearm	手部或前臂腱鞘炎	71	54	81	90	35	34	43	75	63	35
Carpal Tunnel Syndrome	腕管综合症	0	1	2	0	1	0	1	0	1	1
Tuberculosis	结核病	39	57	39	41	29	30	42	30	18	16
Streptococcus suis Infection	猪型链球菌感染	0	1	0	1	0	0	1	6	0	1
Occupational Dermatitis	职业性皮肤病	34	21	17	24	29	10	7	10	8	7
Occupational Asthma	职业性哮喘病	0	0	0	0	3	1	0	0	0	0
Silicosis	矽肺病	104	137	105	122	110	74	69	68	109	67
Asbestos-Related Disease	石棉沉着病	5	15	11	9	9	6	4	2	7	2
Occupational Deafness	职业性失聪	631	388	206	121	114	74	52	60	51	47
Infammation or Ulceration of the Mucous Membrane of the Upper Respiratory Passages or Mouth produced by Dust, Liquid or Vapour	因尘埃、液体或蒸气引致上呼吸道或口腔的黏膜发炎或溃疡	4	0	0	0	0	1	1	0	0	0
Cadmium Poisoning	镉中毒	0	0	0	0	0	0	3	0	1	0
Gas Poisoning <sup>1</sup>	气体中毒 <sup>1</sup>	57 (8)	57 (9)	36 (15)	11 (6)	30 (9)	26 (7)	28 (10)	4 (3)	5 (3)	1 (1)
<b>Total</b>	<b>总数</b>	<b>948</b>	<b>734</b>	<b>504</b>	<b>430</b>	<b>364</b>	<b>258</b>	<b>251</b>	<b>256</b>	<b>264</b>	<b>177</b>

Note 1: The figure in bracket denotes the number of incidents.

附注1：括号中的数字为事件次数。



### Occupational Injuries and Injury Rates in All Economic Activities in 1998 - 2007

一九九八年至二零零七年所有经济行业之职业伤亡个案及死亡率

	1998	1999	2000	2001	2002	2003	2004	2005	2006	2007
Number of occupational injuries 伤亡个案	63 526	58 841	58 092	53 719	47 023	42 022	44 025	44 267	46 937	43 979
Injury rate per 1 000 employees 每1 000雇员计之死亡率	26.7	24.3	23.3	21.6	19.2	17.7	18.1	17.8	18.4	16.9





一九九八年至二零零七年所有经济行业之职业伤亡个案及伤亡率  
**Occupational Injuries and Injury Rates in All Economic Activities in 1998 - 2007**

