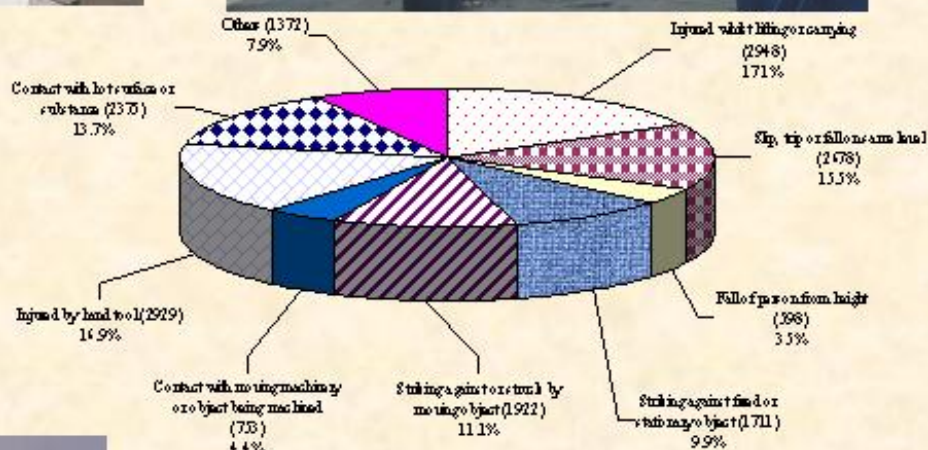


职业安全及健康统计数字2006



职业安全及健康部
劳工处
二零零七年七月





职业安全及健康统计数字

简介

这里所载的统计数字，是就香港与工作有关的意外和职业病提供资料及分析，显示不同经济界别和选定行业最近的意外趋势。雇主、雇员与安全及健康工作从业人员可利用这些统计数字，按整体意外率及某行业的平均统计数字，与本身机构的表现作出比较。我们希望这类资料可协助个别机构，更能妥善地管理其安全及健康计划，从而改善安全表现。

在 1997 年或以前的每年意外数字，是根据当年内呈报给劳工处的意外数目计算。为更切合反映实际的情况，由 1998 年开始，意外数字乃根据在当年内所发生的个案计算。因此，1998 年的意外数字不适宜与 1998 年以前的数字作直接比较。但是 1999 年和之后的每年统计数字，则可与之作比较。

名词定义及其它资料

职业伤亡个案 是指根据《雇员补偿条例》呈报由工作意外引致死亡或失去工作能力连续 3 天以上的受伤个案（包括工业意外个案）。

工业意外 是指在《工厂及工业经营条例》所界定的工业经营内发生的受伤或死亡意外，而这些意外是因工业活动而引致的。

由 1998 年 1 月 1 日开始，劳工处采用个案发生日期替代个案呈报日期作为编算工作伤亡统计数据的基础，以便更准确地反映所述时段内发生的工伤个案。

职业病 是指《职业安全及健康条例》（第 509 章）附表 2 所涵盖的须予呈报的职业病及在工地意外吸入有害气体所引致的疾病。

每一千名雇员计的职业伤亡率 的计算方法如下：

$$\frac{\text{职业伤亡数字}}{\text{所有经济行业就业人数}} \times 1\,000$$

每一千名工人计的工业意外率 的计算方法如下：

$$\frac{\text{工业意外数字}}{\text{相关行业就业人数}} \times 1\,000$$

就业人数资料源自政府统计处发表的就业及空缺按季统计报告。



由于每个国家就编制统计数字所定呈报意外及职业病的法例要求、涵盖的经济界别及采纳的劳动人口定义都不同，所以统计数字的资料成分或会因地而异。因此不同地区的意外及职业病统计数字，不一定能够直接互作比较，必须小心诠释。

如欲查询有关以上意外统计详情，请联络劳工处意外分析及资讯科

(电话号码： 2815 0678 传真号码： 2541 8537)

如欲查询有关以上职业病统计详情，请联络劳工处职业医学科(健康推广)

(电话号码： 2852 4041 传真号码： 2581 2049)

有关不安全工作地点及工序投诉，请致电劳工处意外分析及资讯科

(电话号码： 2542 2172)

电子邮件: enquiry@labour.gov.hk

网址: <http://www.labour.gov.hk>



**Occupational Injuries in All Workplaces
in 2006
- analysed by Major Economic Activity -**

二零零六年所有工作地点之职业伤亡个案以主要经济行业分析

Major Economic Activity 主要经济行业		2005 二零零五年		2006 二零零六年	
Agriculture and Fishing	渔农业	148	(1)	162	
Mining and Quarrying	采矿及采石业	2		0	
Manufacturing	制造业	4 110	(14)	4 228	(21)
Electricity and Gas	电力及燃气业	65		50	
Construction	建筑业	3 667	(41)	3 499	(20)
Wholesale & Retail Trades, Restaurants and Hotels	批发、零售、饮食及酒店业	13 926	(15)	14 665	(26)
Transport & related services, Storage and Communication	运输及有关行业、仓库及通讯业	4 924	(33)	5 491	(29)
Financing, Insurance, Real Estate and Business Services (including Import & Export Trade)	金融、保险、地产及商用服务业 (包括进出口贸易业)	5 276	(52)	5 911	(55)
Community, Social & Personal Services	社区、社会及个人服务业	12 136	(31)	12 921	(36)
Activities not adequately defined	未能界定之行业	13		10	
TOTAL	总数	44 267	(187)	46 937	(187)

Notes:

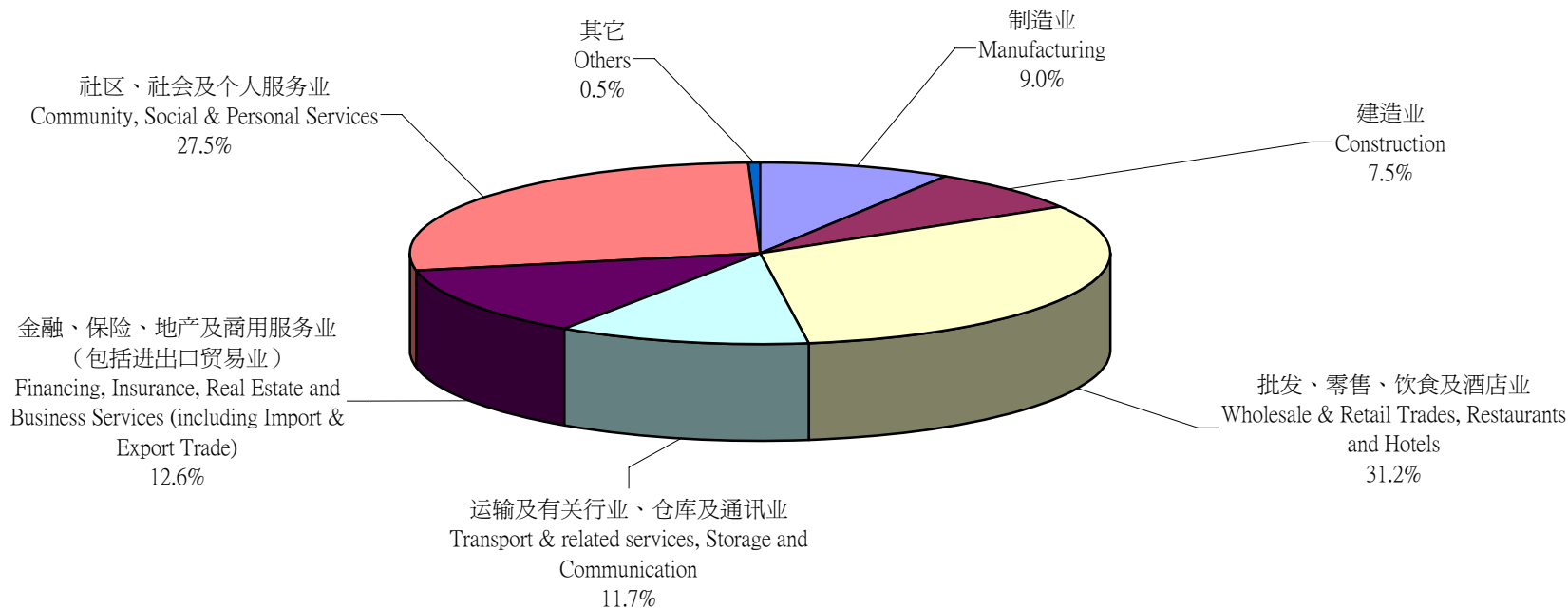
- Occupational injuries (including industrial accidents) are injury cases arising from work accidents, resulting in death or incapacity for work of over three consecutive days, and reported under the Employees' Compensation Ordinance. Since 1.1.1998, Labour Department has used the date of occurrence of an injury as the basis for computing work injury statistics instead of the date of reporting in order to reflect more accurately the number of work injuries occurring in the year.
- Figures in brackets denote the number of fatalities.
- The above injury figures are recorded as at 29 March 2007.

注释:

- 职业伤亡个案是指根据《雇员补偿条例》呈报由工作意外引致死亡或失去工作能力连续3天以上的受伤个案(包括工业意外个案)。由1998年1月1日开始,劳工处采用个案发生日期替代个案呈报日期作为编算工作伤亡统计数据的基础,以便更准确地反映所述时段内发生的工伤个案。
- 括号内的数字显示死亡人数。
- 上列伤亡数字为截至二零零七年三月二十九日所纪录的数字。



二零零六年所有工作地点之职业伤亡个案以主要经济行业分析
Occupational Injuries in All Workplaces in 2006 - analysed by Major Economic Activity





**Occupational Injuries in All Workplaces
in 2006**
- analysed by Type of Accident -
二零零六年所有工作地点之职业伤亡个案以意外类别分析

Type of Accident 意外类别		2005 二零零五年	2006 二零零六年
Trapped in or between objects	受困于物件之内或物件之间	1 098	1 183 (2)
Injured whilst lifting or carrying	提举或搬运物件时受伤	8 375	9 337
Slip, trip or fall on same level	滑倒、绊倒或在同一高度跌倒	9 978 (2)	10 711 (2)
Fall of person from height	人体从高处堕下	1 513 (28)	1 673 (21)
Striking against fixed or stationary object	与固定或不动的物件碰撞	3 741 (1)	4 001 (1)
Striking against or struck by moving object	被移动物件或与移动物件碰撞	5 110 (6)	4 787 (5)
Stepping on object	踏在物件上	279	283
Exposure to or contact with harmful substance	暴露于有害物质中或接触有害物质	352 (1)	357
Contact with electricity or electric discharge	触电或接触放出的电流	49 (5)	37 (1)
Trapped by collapsing or overturning object	受困于倒塌或翻侧的物件	38 (4)	42 (4)
Struck by falling object	遭堕下的物件撞击	777 (2)	842 (2)
Struck by moving vehicle	遭移动中的车辆撞倒	2 262 (32)	2 394 (35)
Contact with moving machinery or object being machined	触及开动中的机器或触及以机器制造中的物件	1 105 (2)	1 021
Drowning	遇溺	7 (6)	5 (5)
Exposure to fire	火警烧伤	38 (1)	53 (2)
Exposure to explosion	爆炸受伤	9	15
Injured by hand tool	被手工具所伤	4 146	4 417
Injured by fall of ground	泥土倾泻受伤	1	0
Asphyxiation	窒息	6 (5)	7 (5)
Contact with hot surface or substance	触及灼热表面或物质	2 948	2 983
Injured by animal	被动物所伤	467 (1)	509
Injured in workplace violence	于工作场所暴力事件中受伤	1 064 (3)	1 088 (4)
Others	其它类别	904 (88)	1 192 (98)
TOTAL	总 数	44 267 (187)	46 937 (187)

Notes:

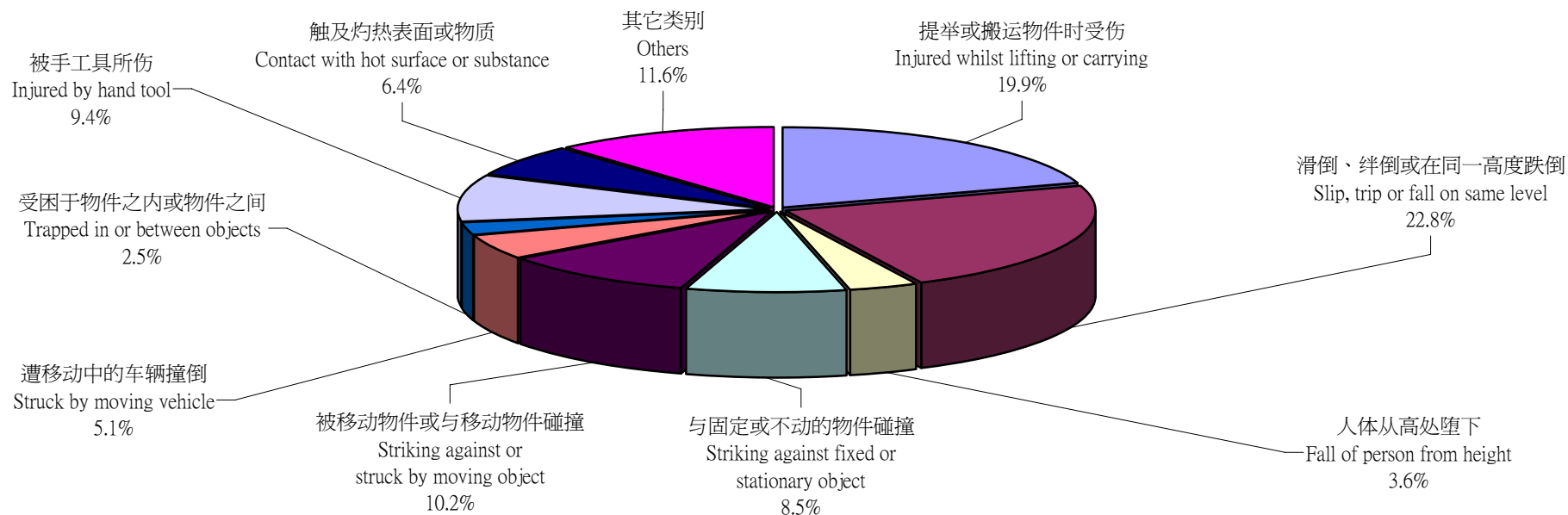
- Occupational injuries (including industrial accidents) are injury cases arising from work accidents, resulting in death or incapacity for work of over three consecutive days, and reported under the Employees' Compensation Ordinance. Since 1.1.1998, Labour Department has used the date of occurrence of an injury as the basis for computing work injury statistics instead of the date of reporting in order to reflect more accurately the number of work injuries occurring in the year.
- Figures in brackets denote the number of fatalities.
- The above injury figures are recorded as at 29 March 2007.

注释:

- 职业伤亡个案是指根据《雇员补偿条例》呈报由工作意外引致死亡或失去工作能力连续3天以上的受伤个案(包括工业意外个案)。由1998年1月1日开始,劳工处采用个案发生日期替代个案呈报日期作为编算工作伤亡统计数据的基础,以便更准确地反映所述时段内发生的工伤个案。
- 括号内的数字显示死亡人数。
- 上列伤亡数字为截至二零零七年三月二十九日所纪录的数字。



二零零六年所有工作地点之职业伤亡个案以意外类别分析
Occupational Injuries in All Workplaces in 2006 - analysed by Type of Accident



Injured whilst lifting or carrying 提举或搬运物件时受伤	Slip, trip or fall on same level 滑倒、绊倒或在同一高度跌倒
Fall of person from height 人体从高处堕下	Striking against fixed or stationary object 与固定或不动的物件碰撞
Striking against or struck by moving object 被移动物件或与移动物件碰撞	Struck by moving vehicle 遭移动中的车辆撞倒
Trapped in or between objects 受困于物件之内或物件之间	Injured by hand tool 被手工具所伤
Contact with hot surface or substance 触及灼热表面或物质	Others 其它类别



**Occupational Injuries in Manufacturing Industry
in 2006
- analysed by Type of Accident -**

二零零六年制造业之职业伤亡个案以意外类别分析

Type of Accident 意外类别		2005 二零零五年	2006 二零零六年
Trapped in or between objects	受困于物件之内或物件之间	114	133
Injured whilst lifting or carrying	提举或搬运物件时受伤	802	940
Slip, trip or fall on same level	滑倒、绊倒或在同一高度跌倒	811 (1)	769
Fall of person from height	人体从高处堕下	87 (1)	99 (1)
Striking against fixed or stationary object	与固定或不动的物件碰撞	384	439
Striking against or struck by moving object	被移动物件或与移动物件碰撞	507	491 (1)
Stepping on object	踏在物件上	27	29
Exposure to or contact with harmful substance	暴露于有害物质中或接触有害物质	45	42
Contact with electricity or electric discharge	触电或接触放出的电流	0	4
Trapped by collapsing or overturning object	受困于倒塌或翻侧的物件	3	6 (2)
Struck by falling object	遭堕下的物件撞击	88	70 (1)
Struck by moving vehicle	遭移动中的车辆撞倒	357 (5)	323 (5)
Contact with moving machinery or object being machined	触及开动中的机器或触及以机器制造中的物件	386	377
Drowning	遇溺	0	2 (2)
Exposure to fire	火警烧伤	6	5 (1)
Exposure to explosion	爆炸受伤	1	1
Injured by hand tool	被手工具所伤	236	235
Injured by fall of ground	泥土倾泻受伤	0	0
Asphyxiation	窒息	1 (1)	0
Contact with hot surface or substance	触及灼热表面或物质	133	133
Injured by animal	被动物所伤	9	8
Injured in workplace violence	于工作场所暴力事件中受伤	40	28
Others	其它类别	73 (6)	94 (8)
TOTAL	总 数	4 110 (14)	4 228 (21)

Notes:

- Occupational injuries (including industrial accidents) are injury cases arising from work accidents, resulting in death or incapacity for work of over three consecutive days, and reported under the Employees' Compensation Ordinance. Since 1.1.1998, Labour Department has used the date of occurrence of an injury as the basis for computing work injury statistics instead of the date of reporting in order to reflect more accurately the number of work injuries occurring in the year.
- Figures in brackets denote the number of fatalities.
- The above injury figures are recorded as at 29 March 2007.

注释:

- 职业伤亡个案是指根据《雇员补偿条例》呈报由工作意外引致死亡或失去工作能力连续3天以上的受伤个案(包括工业意外个案)。由1998年1月1日开始,劳工处采用个案发生日期替代个案呈报日期作为编算工作伤亡统计数据的基础,以便更准确地反映所述时段内发生的工伤个案。
- 括号内的数字显示死亡人数。
- 上列伤亡数字为截至二零零七年三月二十九日所纪录的数字。



**Occupational Injuries in Construction Industry
in 2006
- analysed by Type of Accident -**

二零零六年建筑业之职业伤亡个案以意外类别分析

Type of Accident 意外类别		2005 二零零五年	2006 二零零六年
Trapped in or between objects	受困于物件之内或物件之间	114	101 (1)
Injured whilst lifting or carrying	提举或搬运物件时受伤	550	542
Slip, trip or fall on same level	滑倒、绊倒或在同一高度跌倒	686	632
Fall of person from height	人体从高处堕下	430 (17)	409 (10)
Striking against fixed or stationary object	与固定或不动的物件碰撞	371 (1)	387
Striking against or struck by moving object	被移动物件或与移动物件碰撞	682 (2)	613 (1)
Stepping on object	踏在物件上	39	38
Exposure to or contact with harmful substance	暴露于有害物质中或接触有害物质	21 (1)	20
Contact with electricity or electric discharge	触电或接触放出的电流	20 (1)	14
Trapped by collapsing or overturning object	受困于倒塌或翻侧的物件	11 (3)	5 (1)
Struck by falling object	遭堕下的物件撞击	153	132 (1)
Struck by moving vehicle	遭移动中的车辆撞倒	28 (3)	40
Contact with moving machinery or object being machined	触及开动中的机器或触及以机器制造中的物件	293 (2)	236
Drowning	遇溺	0	0
Exposure to fire	火警烧伤	8	16
Exposure to explosion	爆炸受伤	2	3
Injured by hand tool	被手工具所伤	166	228
Injured by fall of ground	泥土倾泻受伤	1	0
Asphyxiation	窒息	0	3 (3)
Contact with hot surface or substance	触及灼热表面或物质	25	22
Injured by animal	被动物所伤	4	7
Injured in workplace violence	于工作场所暴力事件中受伤	7	6
Others	其它类别	56 (11)	45 (3)
TOTAL	总 数	3 667 (41)	3 499 (20)

Notes:

- Occupational injuries (including industrial accidents) are injury cases arising from work accidents, resulting in death or incapacity for work of over three consecutive days, and reported under the Employees' Compensation Ordinance. Since 1.1.1998, Labour Department has used the date of occurrence of an injury as the basis for computing work injury statistics instead of the date of reporting in order to reflect more accurately the number of work injuries occurring in the year.
- Figures in brackets denote the number of fatalities.
- The above injury figures are recorded as at 29 March 2007.

注释:

- 职业伤亡个案是指根据《雇员补偿条例》呈报由工作意外引致死亡或失去工作能力连续3天以上的受伤个案(包括工业意外个案)。由1998年1月1日开始,劳工处采用个案发生日期替代个案呈报日期作为编算工作伤亡统计数据的基础,以便更准确地反映所述时段内发生的工伤个案。
- 括号内的数字显示死亡人数。
- 上列伤亡数字为截至二零零七年三月二十九日所纪录的数字。



**Occupational Injuries in Catering Industry
in 2006
- analysed by Type of Accident -**

二零零六年饮食业之职业伤亡个案以意外类别分析

Type of Accident 意外类别		2005 二零零五年	2006 二零零六年
Trapped in or between objects	受困于物件之内或物件之间	110	139
Injured whilst lifting or carrying	提举或搬运物件时受伤	1 158	1 227
Slip, trip or fall on same level	滑倒、绊倒或在同一高度跌倒	1 338	1 574
Fall of person from height	人体从高处堕下	46	56
Striking against fixed or stationary object	与固定或不动的物件碰撞	775	842
Striking against or struck by moving object	被移动物件或与移动物件碰撞	702	671
Stepping on object	踏在物件上	15	10
Exposure to or contact with harmful substance	暴露于有害物质中或接触有害物质	63	70
Contact with electricity or electric discharge	触电或接触放出的电流	0	4
Trapped by collapsing or overturning object	受困于倒塌或翻侧的物件	2	0
Struck by falling object	遭堕下的物件撞击	61	46
Struck by moving vehicle	遭移动中的车辆撞倒	140 (1)	123
Contact with moving machinery or object being machined	触及开动中的机器或触及以机器制造中的物件	99	112
Drowning	遇溺	0	0
Exposure to fire	火警烧伤	14	16 (1)
Exposure to explosion	爆炸受伤	1	3
Injured by hand tool	被手工具所伤	2 320	2 442
Injured by fall of ground	泥土倾泻受伤	0	0
Asphyxiation	窒息	0	0
Contact with hot surface or substance	触及灼热表面或物质	2 229	2 225
Injured by animal	被动物所伤	98	84
Injured in workplace violence	于工作场所暴力事件中受伤	30 (1)	44
Others	其它类别	46 (5)	87 (12)
TOTAL	总 数	9 247 (7)	9 775 (13)

Notes:

- Occupational injuries (including industrial accidents) are injury cases arising from work accidents, resulting in death or incapacity for work of over three consecutive days, and reported under the Employees' Compensation Ordinance. Since 1.1.1998, Labour Department has used the date of occurrence of an injury as the basis for computing work injury statistics instead of the date of reporting in order to reflect more accurately the number of work injuries occurring in the year.
- Figures in brackets denote the number of fatalities.
- The above injury figures are recorded as at 29 March 2007.

注释:

- 职业伤亡个案是指根据《雇员补偿条例》呈报由工作意外引致死亡或失去工作能力连续3天以上的受伤个案(包括工业意外个案)。由1998年1月1日开始,劳工处采用个案发生日期替代个案呈报日期作为编算工作伤亡统计数据的基础,以便更准确地反映所述时段内发生的工伤个案。
- 括号内的数字显示死亡人数。
- 上列伤亡数字为截至二零零七年三月二十九日所纪录的数字。



**Occupational Injuries in Wholesale Trade
in 2006
- analysed by Type of Accident -**

二零零六年批发业之职业伤亡个案以意外类别分析

Type of Accident 意外类别		2005 二零零五年	2006 二零零六年
Trapped in or between objects	受困于物件之内或物件之间	28	20
Injured whilst lifting or carrying	提举或搬运物件时受伤	244	244
Slip, trip or fall on same level	滑倒、绊倒或在同一高度跌倒	141	157
Fall of person from height	人体从高处堕下	37	33
Striking against fixed or stationary object	与固定或不动的物件碰撞	51	52
Striking against or struck by moving object	被移动物件或与移动物件碰撞	99	83
Stepping on object	踏在物件上	5	8
Exposure to or contact with harmful substance	暴露于有害物质中或接触有害物质	6	3
Contact with electricity or electric discharge	触电或接触放出的电流	0	0
Trapped by collapsing or overturning object	受困于倒塌或翻侧的物件	0	1
Struck by falling object	遭堕下的物件撞击	26	11
Struck by moving vehicle	遭移动中的车辆撞倒	72 (1)	93 (4)
Contact with moving machinery or object being machined	触及开动中的机器或触及以机器制造中的物件	26	25
Drowning	遇溺	0	0
Exposure to fire	火警烧伤	0	0
Exposure to explosion	爆炸受伤	0	0
Injured by hand tool	被手工具所伤	46	50
Injured by fall of ground	泥土倾泻受伤	0	0
Asphyxiation	窒息	0	0
Contact with hot surface or substance	触及灼热表面或物质	4	3
Injured by animal	被动物所伤	7	16
Injured in workplace violence	于工作场所暴力事件中受伤	4	5
Others	其它类别	6 (2)	15 (3)
TOTAL	总 数	802 (3)	819 (7)

Notes:

- Occupational injuries (including industrial accidents) are injury cases arising from work accidents, resulting in death or incapacity for work of over three consecutive days, and reported under the Employees' Compensation Ordinance. Since 1.1.1998, Labour Department has used the date of occurrence of an injury as the basis for computing work injury statistics instead of the date of reporting in order to reflect more accurately the number of work injuries occurring in the year.
- Figures in brackets denote the number of fatalities.
- The above injury figures are recorded as at 29 March 2007.

注释:

- 职业伤亡个案是指根据《雇员补偿条例》呈报由工作意外引致死亡或失去工作能力连续3天以上的受伤个案(包括工业意外个案)。由1998年1月1日开始,劳工处采用个案发生日期替代个案呈报日期作为编算工作伤亡统计数据的基础,以便更准确地反映所述时段内发生的工伤个案。
- 括号内的数字显示死亡人数。
- 上列伤亡数字为截至二零零七年三月二十九日所纪录的数字。



**Occupational Injuries in Retail Trade
in 2006
- analysed by Type of Accident -**

二零零六年零售业之职业伤亡个案以意外类别分析

Type of Accident 意外类别		2005 二零零五年	2006 二零零六年
Trapped in or between objects	受困于物件之内或物件之间	47	58
Injured whilst lifting or carrying	提举或搬运物件时受伤	677	788
Slip, trip or fall on same level	滑倒、绊倒或在同一高度跌倒	527	557
Fall of person from height	人体从高处堕下	143	171
Striking against fixed or stationary object	与固定或不动的物件碰撞	238	241
Striking against or struck by moving object	被移动物件或与移动物件碰撞	372	301
Stepping on object	踏在物件上	20	9
Exposure to or contact with harmful substance	暴露于有害物质中或接触有害物质	8	7
Contact with electricity or electric discharge	触电或接触放出的电流	3	3
Trapped by collapsing or overturning object	受困于倒塌或翻侧的物件	2	5
Struck by falling object	遭堕下的物件撞击	76	67
Struck by moving vehicle	遭移动中的车辆撞倒	119 (2)	126
Contact with moving machinery or object being machined	触及开动中的机器或触及以机器制造中的物件	47	58
Drowning	遇溺	0	0
Exposure to fire	火警烧伤	0	1
Exposure to explosion	爆炸受伤	1	0
Injured by hand tool	被手工具所伤	335	378
Injured by fall of ground	泥土倾泻受伤	0	0
Asphyxiation	窒息	0	0
Contact with hot surface or substance	触及灼热表面或物质	36	39
Injured by animal	被动物所伤	35	29
Injured in workplace violence	于工作场所暴力事件中受伤	37	28
Others	其它类别	34 (2)	63 (6)
TOTAL	总 数	2 757 (4)	2 929 (6)

Notes:

- Occupational injuries (including industrial accidents) are injury cases arising from work accidents, resulting in death or incapacity for work of over three consecutive days, and reported under the Employees' Compensation Ordinance. Since 1.1.1998, Labour Department has used the date of occurrence of an injury as the basis for computing work injury statistics instead of the date of reporting in order to reflect more accurately the number of work injuries occurring in the year.
- Figures in brackets denote the number of fatalities.
- The above injury figures are recorded as at 29 March 2007.

注释:

- 职业伤亡个案是指根据《雇员补偿条例》呈报由工作意外引致死亡或失去工作能力连续3天以上的受伤个案(包括工业意外个案)。由1998年1月1日开始,劳工处采用个案发生日期替代个案呈报日期作为编算工作伤亡统计数据的基础,以便更准确地反映所述时段内发生的工伤个案。
- 括号内的数字显示死亡人数。
- 上列伤亡数字为截至二零零七年三月二十九日所纪录的数字。



Occupational Injuries in Hotels and Boarding Houses
in 2006
- analysed by Type of Accident -

二零零六年酒店及旅舍业之职业伤亡个案以意外类别分析

Type of Accident 意外类别		2005 二零零五年	2006 二零零六年
Trapped in or between objects	受困于物件之内或物件之间	35	36
Injured whilst lifting or carrying	提举或搬运物件时受伤	184	206
Slip, trip or fall on same level	滑倒、绊倒或在同一高度跌倒	234	255
Fall of person from height	人体从高处坠下	28	27
Striking against fixed or stationary object	与固定或不动的物件碰撞	155	142
Striking against or struck by moving object	被移动物件或与移动物件碰撞	148	151
Stepping on object	踏在物件上	4	3
Exposure to or contact with harmful substance	暴露于有害物质中或接触有害物质	11	15
Contact with electricity or electric discharge	触电或接触放出的电流	0	0
Trapped by collapsing or overturning object	受困于倒塌或翻侧的物件	1	0
Struck by falling object	遭堕下的物件撞击	10	7
Struck by moving vehicle	遭移动中的车辆撞倒	19	21
Contact with moving machinery or object being machined	触及开动中的机器或触及以机器制造中的物件	21	14
Drowning	遇溺	0	0
Exposure to fire	火警烧伤	0	1
Exposure to explosion	爆炸受伤	0	0
Injured by hand tool	被手工具所伤	173	158
Injured by fall of ground	泥土倾泻受伤	0	0
Asphyxiation	窒息	0	0
Contact with hot surface or substance	触及灼热表面或物质	83	90
Injured by animal	被动物所伤	5	2
Injured in workplace violence	于工作场所暴力事件中受伤	4 (1)	6
Others	其它类别	5	8
TOTAL	总 数	1 120 (1)	1 142

Notes:

- Occupational injuries (including industrial accidents) are injury cases arising from work accidents, resulting in death or incapacity for work of over three consecutive days, and reported under the Employees' Compensation Ordinance. Since 1.1.1998, Labour Department has used the date of occurrence of an injury as the basis for computing work injury statistics instead of the date of reporting in order to reflect more accurately the number of work injuries occurring in the year.
- Figures in brackets denote the number of fatalities.
- The above injury figures are recorded as at 29 March 2007.

注释:

- 职业伤亡个案是指根据《雇员补偿条例》呈报由工作意外引致死亡或失去工作能力连续3天以上的受伤个案(包括工业意外个案)。由1998年1月1日开始,劳工处采用个案发生日期替代个案呈报日期作为编算工作伤亡统计数据的基础,以便更准确地反映所述时段内发生的工伤个案。
- 括号内的数字显示死亡人数。
- 上列伤亡数字为截至二零零七年三月二十九日所纪录的数字。



**Occupational Injuries in Transport & Related Services
in 2006
- analysed by Type of Accident -**

二零零六年运输及有关行业之职业伤亡个案以意外类别分析

Type of Accident 意外类别		2005 二零零五年	2006 二零零六年
Trapped in or between objects	受困于物件之内或物件之间	152	173 (1)
Injured whilst lifting or carrying	提举或搬运物件时受伤	1 131	1 268
Slip, trip or fall on same level	滑倒、绊倒或在同一高度跌倒	1 078	1 196 (1)
Fall of person from height	人体从高处堕下	204 (3)	250 (3)
Striking against fixed or stationary object	与固定或不动的物件碰撞	388	426
Striking against or struck by moving object	被移动物件或与移动物件碰撞	651 (2)	577 (1)
Stepping on object	踏在物件上	29	47
Exposure to or contact with harmful substance	暴露于有害物质中或接触有害物质	18	7
Contact with electricity or electric discharge	触电或接触放出的电流	4 (3)	1
Trapped by collapsing or overturning object	受困于倒塌或翻侧的物件	6	6
Struck by falling object	遭堕下的物件撞击	117 (2)	198
Struck by moving vehicle	遭移动中的车辆撞倒	476 (5)	576 (5)
Contact with moving machinery or object being machined	触及开动中的机器或触及以机器制造中的物件	33	27
Drowning	遇溺	3 (3)	1 (1)
Exposure to fire	火警烧伤	1 (1)	2
Exposure to explosion	爆炸受伤	0	1
Injured by hand tool	被手工具所伤	66	71
Injured by fall of ground	泥土倾泻受伤	0	0
Asphyxiation	窒息	0	3 (1)
Contact with hot surface or substance	触及灼热表面或物质	50	76
Injured by animal	被动物所伤	10	15
Injured in workplace violence	于工作场所暴力事件中受伤	81	72
Others	其它类别	107 (12)	141 (12)
TOTAL	总 数	4 605 (31)	5 134 (25)

Notes:

- Occupational injuries (including industrial accidents) are injury cases arising from work accidents, resulting in death or incapacity for work of over three consecutive days, and reported under the Employees' Compensation Ordinance. Since 1.1.1998, Labour Department has used the date of occurrence of an injury as the basis for computing work injury statistics instead of the date of reporting in order to reflect more accurately the number of work injuries occurring in the year.
- Figures in brackets denote the number of fatalities.
- The above injury figures are recorded as at 29 March 2007.

注释:

- 职业伤亡个案是指根据《雇员补偿条例》呈报由工作意外引致死亡或失去工作能力连续3天以上的受伤个案（包括工业意外个案）。由1998年1月1日开始，劳工处采用个案发生日期替代个案呈报日期作为编算工作伤亡统计数据的基础，以便更准确地反映所述时段内发生的工伤个案。
- 括号内的数字显示死亡人数。
- 上列伤亡数字为截至二零零七年三月二十九日所纪录的数字。



**Occupational Injuries in Financial Institutions
in 2006
- analysed by Type of Accident -**

二零零六年金融机构之职业伤亡个案以意外类别分析

Type of Accident 意外类别		2005 二零零五年	2006 二零零六年
Trapped in or between objects	受困于物件之内或物件之间	13	7
Injured whilst lifting or carrying	提举或搬运物件时受伤	25	35
Slip, trip or fall on same level	滑倒、绊倒或在同一高度跌倒	80	85
Fall of person from height	人体从高处堕下	7	5
Striking against fixed or stationary object	与固定或不动的物件碰撞	10	14
Striking against or struck by moving object	被移动物件或与移动物件碰撞	16	19
Stepping on object	踏在物件上	1	0
Exposure to or contact with harmful substance	暴露于有害物质中或接触有害物质	0	2
Contact with electricity or electric discharge	触电或接触放出的电流	0	0
Trapped by collapsing or overturning object	受困于倒塌或翻侧的物件	0	0
Struck by falling object	遭堕下的物件撞击	1	2
Struck by moving vehicle	遭移动中的车辆撞倒	12	(1) 14
Contact with moving machinery or object being machined	触及开动中的机器或触及以机器制造中的物件	1	1
Drowning	遇溺	0	0
Exposure to fire	火警烧伤	0	0
Exposure to explosion	爆炸受伤	0	0
Injured by hand tool	被手工具所伤	5	2
Injured by fall of ground	泥土倾泻受伤	0	0
Asphyxiation	窒息	0	0
Contact with hot surface or substance	触及灼热表面或物质	2	2
Injured by animal	被动物所伤	0	1
Injured in workplace violence	于工作场所暴力事件中受伤	1	6
Others	其它类别	13	(4) 12 (1)
TOTAL	总 数	187	(5) 207 (1)

Notes:

- Occupational injuries (including industrial accidents) are injury cases arising from work accidents, resulting in death or incapacity for work of over three consecutive days, and reported under the Employees' Compensation Ordinance. Since 1.1.1998, Labour Department has used the date of occurrence of an injury as the basis for computing work injury statistics instead of the date of reporting in order to reflect more accurately the number of work injuries occurring in the year.
- Figures in brackets denote the number of fatalities.
- The above injury figures are recorded as at 29 March 2007.

注释:

- 职业伤亡个案是指根据《雇员补偿条例》呈报由工作意外引致死亡或失去工作能力连续3天以上的受伤个案（包括工业意外个案）。由1998年1月1日开始，劳工处采用个案发生日期替代个案呈报日期作为编算工作伤亡统计数据的基础，以便更准确地反映所述时段内发生的工伤个案。
- 括号内的数字显示死亡人数。
- 上列伤亡数字为截至二零零七年三月二十九日所纪录的数字。



**Occupational Injuries in Business Services (including Import & Export Trade)
in 2006
- analysed by Type of Accident -**

二零零六年商用服务业(包括进出口贸易业)之职业伤亡个案以意外类别分析

Type of Accident 意外类别		2005 二零零五年	2006 二零零六年
Trapped in or between objects	受困于物件之内或物件之间	136	164
Injured whilst lifting or carrying	提举或搬运物件时受伤	874	1 022
Slip, trip or fall on same level	滑倒、绊倒或在同一高度跌倒	1 727 (1)	1 854
Fall of person from height	人体从高处坠下	182 (1)	202 (1)
Striking against fixed or stationary object	与固定或不动的物件碰撞	371	433
Striking against or struck by moving object	被移动物件或与移动物件碰撞	528	564 (1)
Stepping on object	踏在物件上	32	34
Exposure to or contact with harmful substance	暴露于有害物质中或接触有害物质	22	31
Contact with electricity or electric discharge	触电或接触放出的电流	9 (1)	7 (1)
Trapped by collapsing or overturning object	受困于倒塌或翻侧的物件	8 (1)	11 (1)
Struck by falling object	遭堕下的物件撞击	84	120
Struck by moving vehicle	遭移动中的车辆撞倒	414 (11)	434 (12)
Contact with moving machinery or object being machined	触及开动中的机器或触及以机器制造中的物件	75	61
Drowning	遇溺	0	0
Exposure to fire	火警烧伤	1	3
Exposure to explosion	爆炸受伤	4	1
Injured by hand tool	被手工具所伤	139	169
Injured by fall of ground	泥土倾泻受伤	0	0
Asphyxiation	窒息	5 (4)	1 (1)
Contact with hot surface or substance	触及灼热表面或物质	54	52
Injured by animal	被动物所伤	40	46
Injured in workplace violence	于工作场所暴力事件中受伤	123 (1)	165 (2)
Others	其它类别	143 (24)	194 (35)
TOTAL	总 数	4 971 (44)	5 568 (54)

Notes:

- Occupational injuries (including industrial accidents) are injury cases arising from work accidents, resulting in death or incapacity for work of over three consecutive days, and reported under the Employees' Compensation Ordinance. Since 1.1.1998, Labour Department has used the date of occurrence of an injury as the basis for computing work injury statistics instead of the date of reporting in order to reflect more accurately the number of work injuries occurring in the year.
- Figures in brackets denote the number of fatalities.
- The above injury figures are recorded as at 29 March 2007.

注释:

- 职业伤亡个案是指根据《雇员补偿条例》呈报由工作意外引致死亡或失去工作能力连续3天以上的受伤个案(包括工业意外个案)。由1998年1月1日开始,劳工处采用个案发生日期替代个案呈报日期作为编算工作伤亡统计数据的基础,以便更准确地反映所述时段内发生的工伤个案。
- 括号内的数字显示死亡人数。
- 上列伤亡数字为截至二零零七年三月二十九日所纪录的数字。



**Occupational Injuries in Education Services
in 2006
- analysed by Type of Accident -**

二零零六年教育服务业之职业伤亡个案以意外类别分析

Type of Accident 意外类别		2005 二零零五年	2006 二零零六年
Trapped in or between objects	受困于物件之内或物件之间	28	24
Injured whilst lifting or carrying	提举或搬运物件时受伤	184	255
Slip, trip or fall on same level	滑倒、绊倒或在同一高度跌倒	385	447
Fall of person from height	人体从高处堕下	61	64 (1)
Striking against fixed or stationary object	与固定或不动的物件碰撞	77	77
Striking against or struck by moving object	被移动物件或与移动物件碰撞	115 (2)	138
Stepping on object	踏在物件上	6	6
Exposure to or contact with harmful substance	暴露于有害物质中或接触有害物质	8	18
Contact with electricity or electric discharge	触电或接触放出的电流	1	1
Trapped by collapsing or overturning object	受困于倒塌或翻侧的物件	0	3
Struck by falling object	遭堕下的物件撞击	15	28
Struck by moving vehicle	遭移动中的车辆撞倒	25	24 (1)
Contact with moving machinery or object being machined	触及开动中的机器或触及以机器制造中的物件	14	10
Drowning	遇溺	0	0
Exposure to fire	火警烧伤	1	0
Exposure to explosion	爆炸受伤	0	0
Injured by hand tool	被手工具所伤	30	35
Injured by fall of ground	泥土倾泻受伤	0	0
Asphyxiation	窒息	0	0
Contact with hot surface or substance	触及灼热表面或物质	19	22
Injured by animal	被动物所伤	6	7
Injured in workplace violence	于工作场所暴力事件中受伤	15	34
Others	其它类别	38 (3)	84 (4)
TOTAL	总 数	1 028 (5)	1 277 (6)

Notes:

- Occupational injuries (including industrial accidents) are injury cases arising from work accidents, resulting in death or incapacity for work of over three consecutive days, and reported under the Employees' Compensation Ordinance. Since 1.1.1998, Labour Department has used the date of occurrence of an injury as the basis for computing work injury statistics instead of the date of reporting in order to reflect more accurately the number of work injuries occurring in the year.
- Figures in brackets denote the number of fatalities.
- The above injury figures are recorded as at 29 March 2007.

注释:

- 职业伤亡个案是指根据《雇员补偿条例》呈报由工作意外引致死亡或失去工作能力连续3天以上的受伤个案(包括工业意外个案)。由1998年1月1日开始,劳工处采用个案发生日期替代个案呈报日期作为编算工作伤亡统计数据的基础,以便更准确地反映所述时段内发生的工伤个案。
- 括号内的数字显示死亡人数。
- 上列伤亡数字为截至二零零七年三月二十九日所纪录的数字。



**Occupational Injuries in Medical, Dental & Other Health Services
in 2006
- analysed by Type of Accident -**

二零零六年医疗、牙科及其它保健服务业之职业伤亡个案以意外类别分析

Type of Accident 意外类别		2005 二零零五年	2006 二零零六年
Trapped in or between objects	受困于物件之内或物件之间	47	46
Injured whilst lifting or carrying	提举或搬运物件时受伤	596	647
Slip, trip or fall on same level	滑倒、绊倒或在同一高度跌倒	362	376
Fall of person from height	人体从高处堕下	24	25
Striking against fixed or stationary object	与固定或不动的物件碰撞	158	154
Striking against or struck by moving object	被移动物件或与移动物件碰撞	234	219
Stepping on object	踏在物件上	9	12
Exposure to or contact with harmful substance	暴露于有害物质中或接触有害物质	24	23
Contact with electricity or electric discharge	触电或接触放出的电流	2	0
Trapped by collapsing or overturning object	受困于倒塌或翻侧的物件	0	0
Struck by falling object	遭堕下的物件撞击	33	20
Struck by moving vehicle	遭移动中的车辆撞倒	58	55
Contact with moving machinery or object being machined	触及开动中的机器或触及以机器制造中的物件	10	12
Drowning	遇溺	0	0
Exposure to fire	火警烧伤	1	0
Exposure to explosion	爆炸受伤	0	0
Injured by hand tool	被手工具所伤	247	241
Injured by fall of ground	泥土倾泻受伤	0	0
Asphyxiation	窒息	0	0
Contact with hot surface or substance	触及灼热表面或物质	59	58
Injured by animal	被动物所伤	11	19
Injured in workplace violence	于工作场所暴力事件中受伤	323	271
Others	其它类别	70	(1) 63
TOTAL	总 数	2 268	(1) 2 241

Notes:

- Occupational injuries (including industrial accidents) are injury cases arising from work accidents, resulting in death or incapacity for work of over three consecutive days, and reported under the Employees' Compensation Ordinance. Since 1.1.1998, Labour Department has used the date of occurrence of an injury as the basis for computing work injury statistics instead of the date of reporting in order to reflect more accurately the number of work injuries occurring in the year.
- Figures in brackets denote the number of fatalities.
- The above injury figures are recorded as at 29 March 2007.

注释:

- 职业伤亡个案是指根据《雇员补偿条例》呈报由工作意外引致死亡或失去工作能力连续3天以上的受伤个案(包括工业意外个案)。由1998年1月1日开始,劳工处采用个案发生日期替代个案呈报日期作为编算工作伤亡统计数据的基础,以便更准确地反映所述时段内发生的工伤个案。
- 括号内的数字显示死亡人数。
- 上列伤亡数字为截至二零零七年三月二十九日所纪录的数字。



**Occupational Injuries in Welfare Institutions
in 2006
- analysed by Type of Accident -**

二零零六年福利机构之职业伤亡个案以意外类别分析

Type of Accident 意外类别		2005 二零零五年	2006 二零零六年
Trapped in or between objects	受困于物件之内或物件之间	33	39
Injured whilst lifting or carrying	提举或搬运物件时受伤	450	478
Slip, trip or fall on same level	滑倒、绊倒或在同一高度跌倒	317	359
Fall of person from height	人体从高处堕下	22	42
Striking against fixed or stationary object	与固定或不动的物件碰撞	100	81
Striking against or struck by moving object	被移动物件或与移动物件碰撞	120	95
Stepping on object	踏在物件上	12	7
Exposure to or contact with harmful substance	暴露于有害物质中或接触有害物质	16	6
Contact with electricity or electric discharge	触电或接触放出的电流	0	0
Trapped by collapsing or overturning object	受困于倒塌或翻侧的物件	0	0
Struck by falling object	遭堕下的物件撞击	13	14
Struck by moving vehicle	遭移动中的车辆撞倒	19	30
Contact with moving machinery or object being machined	触及开动中的机器或触及以机器制造中的物件	5	5
Drowning	遇溺	0	0
Exposure to fire	火警烧伤	1	0
Exposure to explosion	爆炸受伤	0	0
Injured by hand tool	被手工具所伤	90	69
Injured by fall of ground	泥土倾泻受伤	0	0
Asphyxiation	窒息	0	0
Contact with hot surface or substance	触及灼热表面或物质	65	74
Injured by animal	被动物所伤	8	9
Injured in workplace violence	于工作场所暴力事件中受伤	100	110
Others	其它类别	51 (1)	87 (2)
TOTAL	总 数	1 422 (1)	1 505 (2)

Notes:

- Occupational injuries (including industrial accidents) are injury cases arising from work accidents, resulting in death or incapacity for work of over three consecutive days, and reported under the Employees' Compensation Ordinance. Since 1.1.1998, Labour Department has used the date of occurrence of an injury as the basis for computing work injury statistics instead of the date of reporting in order to reflect more accurately the number of work injuries occurring in the year.
- Figures in brackets denote the number of fatalities.
- The above injury figures are recorded as at 29 March 2007.

注释:

- 职业伤亡个案是指根据《雇员补偿条例》呈报由工作意外引致死亡或失去工作能力连续3天以上的受伤个案(包括工业意外个案)。由1998年1月1日开始,劳工处采用个案发生日期替代个案呈报日期作为编算工作伤亡统计数据的基础,以便更准确地反映所述时段内发生的工伤个案。
- 括号内的数字显示死亡人数。
- 上列伤亡数字为截至二零零七年三月二十九日所纪录的数字。



**Occupational Injuries in Sanitary and Similar Services
in 2006
- analysed by Type of Accident -**

二零零六年清洁及同类服务业之职业伤亡个案以意外类别分析

Type of Accident 意外类别		2005 二零零五年		2006 二零零六年	
Trapped in or between objects	受困于物件之内或物件之间	105		125	
Injured whilst lifting or carrying	提举或搬运物件时受伤	377		450	
Slip, trip or fall on same level	滑倒、绊倒或在同一高度跌倒	604		806	(1)
Fall of person from height	人体从高处堕下	57	(1)	61	(1)
Striking against fixed or stationary object	与固定或不动的物件碰撞	241		256	
Striking against or struck by moving object	被移动物件或与移动物件碰撞	278		294	
Stepping on object	踏在物件上	19		17	
Exposure to or contact with harmful substance	暴露于有害物质中或接触有害物质	55		75	
Contact with electricity or electric discharge	触电或接触放出的电流	1		0	
Trapped by collapsing or overturning object	受困于倒塌或翻侧的物件	4		1	
Struck by falling object	遭堕下的物件撞击	31		31	
Struck by moving vehicle	遭移动中的车辆撞倒	87	(1)	100	(6)
Contact with moving machinery or object being machined	触及开动中的机器或触及以机器制造中的物件	3		12	
Drowning	遇溺	0		0	
Exposure to fire	火警烧伤	0		1	
Exposure to explosion	爆炸受伤	0		1	
Injured by hand tool	被手工具所伤	21		29	
Injured by fall of ground	泥土倾泻受伤	0		0	
Asphyxiation	窒息	0		0	
Contact with hot surface or substance	触及灼热表面或物质	23		16	
Injured by animal	被动物所伤	37		32	
Injured in workplace violence	于工作场所暴力事件中受伤	9		17	
Others	其它类别	36	(3)	42	(4)
TOTAL	总 数	1 988	(5)	2 366	(12)

Notes:

- Occupational injuries (including industrial accidents) are injury cases arising from work accidents, resulting in death or incapacity for work of over three consecutive days, and reported under the Employees' Compensation Ordinance. Since 1.1.1998, Labour Department has used the date of occurrence of an injury as the basis for computing work injury statistics instead of the date of reporting in order to reflect more accurately the number of work injuries occurring in the year.
- Figures in brackets denote the number of fatalities.
- The above injury figures are recorded as at 29 March 2007.

注释:

- 职业伤亡个案是指根据《雇员补偿条例》呈报由工作意外引致死亡或失去工作能力连续3天以上的受伤个案(包括工业意外个案)。由1998年1月1日开始,劳工处采用个案发生日期替代个案呈报日期作为编算工作伤亡统计数据的基础,以便更准确地反映所述时段内发生的工伤个案。
- 括号内的数字显示死亡人数。
- 上列伤亡数字为截至二零零七年三月二十九日所纪录的数字。



**Industrial Accidents in All Industrial Undertakings
in 2006
- analysed by Industry -**

二零零六年所有工业经营之工业意外个案以行业分析

Industries 行 业	2005 二零零五年	2006 二零零六年
I. Manufacturing Industries 制造业	<u>2 912</u>	<u>2 949</u> (6)
<div style="display: flex; align-items: center;"> <div style="margin-right: 10px;"> 7 Major Manufacturing Industries 七 大 制 造 业 </div> <div style="margin-right: 10px; text-align: center;"> ↑ ↓ </div> <div> Textile 纺织 Wearing Apparel 衣着 Electronics 电子 Metal 五金 Plastics 塑料 Shipbuilding and shiprepairing 造船及修船 Printing 印刷 Other Manufacturing Industries 其它制造业 </div> </div>	339	319
	112	107
	181	195
	111	113 (1)
	72	57
	84	71 (1)
	303	303 (1)
	1 710	1 784 (3)
II. Construction Industry 建筑业	<u>3 548</u> (25)	<u>3 400</u> (16)
III. Catering Industry 饮食业	<u>8 902</u>	<u>9 294</u>
IV. Mining and Quarrying, Utilities, Transport and Servicing Industries 矿务，公共事业，运输及服务行业	<u>1 555</u> (4)	<u>1 643</u> (4)
TOTAL 总数	<u>16 917</u> (29)	<u>17 286</u> (26)

Notes:

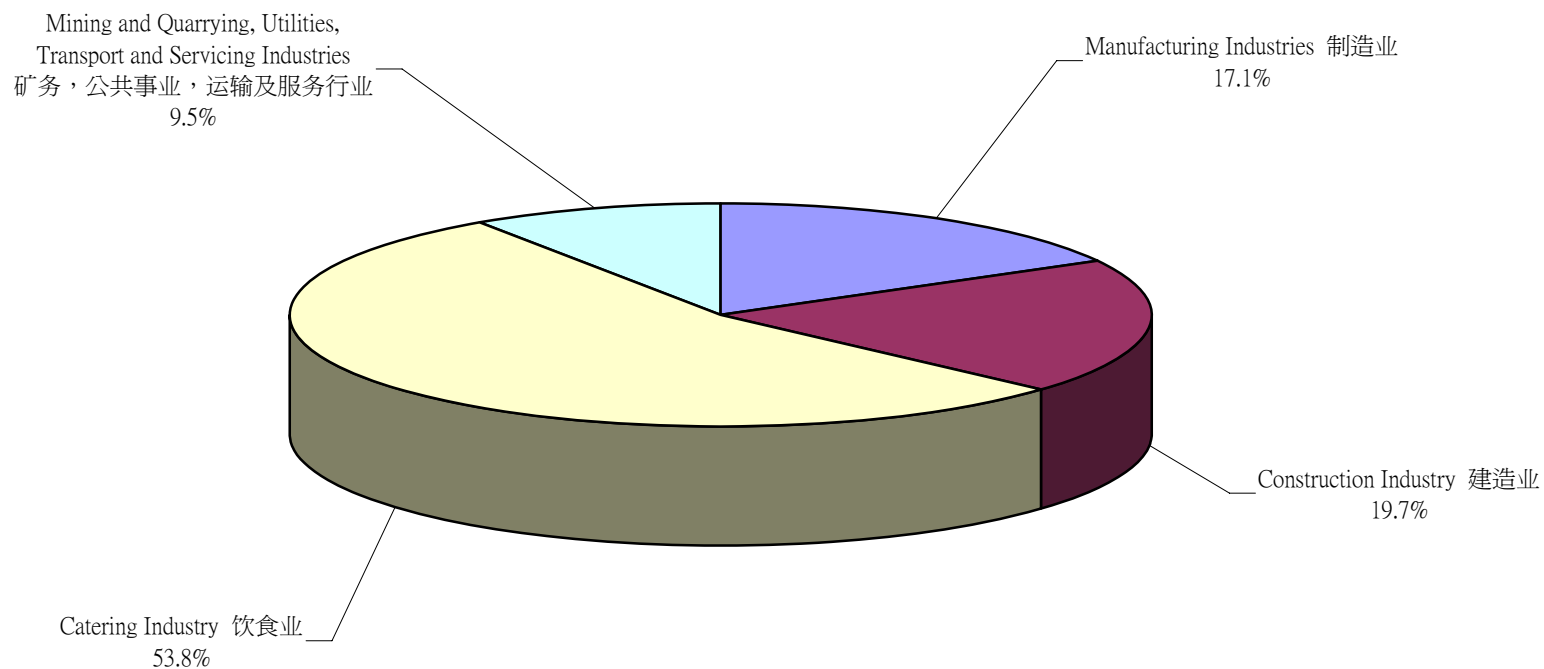
- Industrial accidents refer to injuries and deaths arising from industrial activities in an industrial undertaking as defined under the Factories and Industrial Undertakings Ordinance. Since 1.1.1998, Labour Department has used the date of occurrence of an injury as the basis for computing work injury statistics instead of the date of reporting in order to reflect more accurately the number of work injuries occurring in the year.
- Figures in brackets denote the number of fatalities.
- The above accident figures are recorded as at 29 March 2007.

注释:

- 工业意外是指在《工厂及工业经营条例》所界定的工业经营内发生的受伤或死亡意外，而这些意外是因工业活动而引致的。由1998年1月1日开始，劳工处采用个案发生日期替代个案呈报日期作为编算工作伤亡统计数据的基础，以便更准确地反映所述时段内发生的工伤个案。
- 括号内的数字显示死亡人数。
- 上列意外数字为截至二零零七年三月二十九日所记录的数字。



二零零六年所有工业经营之工业意外个案以行业分析
Industrial Accidents in All Industrial Undertakings in 2006 -analysed by Industry



- Manufacturing Industries 制造业
- Construction Industry 建造业
- Catering Industry 饮食业
- Mining and Quarrying, Utilities, Transport and Servicing Industries 矿务，公共事业，运输及服务行业



**Industrial Accidents in All Industrial Undertakings
in 2006**

- analysed by Type of Accident -

二零零六年所有工业经营之工业意外个案以意外类别分析

Type of Accident 意外类别		2005 二零零五年	2006 二零零六年
Trapped in or between objects	受困于物件之内或物件之间	375	376 (2)
Injured whilst lifting or carrying	提举或搬运物件时受伤	2 752	2 948
Slip, trip or fall on same level	滑倒、绊倒或在同一高度跌倒	2 555	2 678
Fall of person from height	人体从高处堕下	599 (16)	598 (11)
Striking against fixed or stationary object	与固定或不动的物件碰撞	1 586 (1)	1 711
Striking against or struck by moving object	被移动物件或与移动物件碰撞	2 102 (1)	1 922 (3)
Stepping on object	踏在物件上	84	86
Exposure to or contact with harmful substance	暴露于有害物质中或接触有害物质	137 (1)	130
Contact with electricity or electric discharge	触电或接触放出的电流	23 (3)	22
Trapped by collapsing or overturning object	受困于倒塌或翻侧的物件	20 (3)	11 (3)
Struck by falling object	遭堕下的物件撞击	322	287 (2)
Struck by moving vehicle	遭移动中的车辆撞倒	196 (2)	229
Contact with moving machinery or object being machined	触及开动中的机器或触及以机器制造中的物件	803 (2)	753
Drowning	遇溺	0	1 (1)
Exposure to fire	火警烧伤	25	39 (1)
Exposure to explosion	爆炸受伤	4	9
Injured by hand tool	被手工具所伤	2 752	2 929
Injured by fall of ground	泥土倾泻受伤	1	0
Asphyxiation	窒息	0	3 (3)
Contact with hot surface or substance	触及灼热表面或物质	2 389	2 375
Injured by animal	被动物所伤	104	89
Injured in workplace violence	于工作场所暴力事件中受伤	0	0
Others	其它类别	88	90
Total	总计	16 917 (29)	17 286 (26)

Notes:

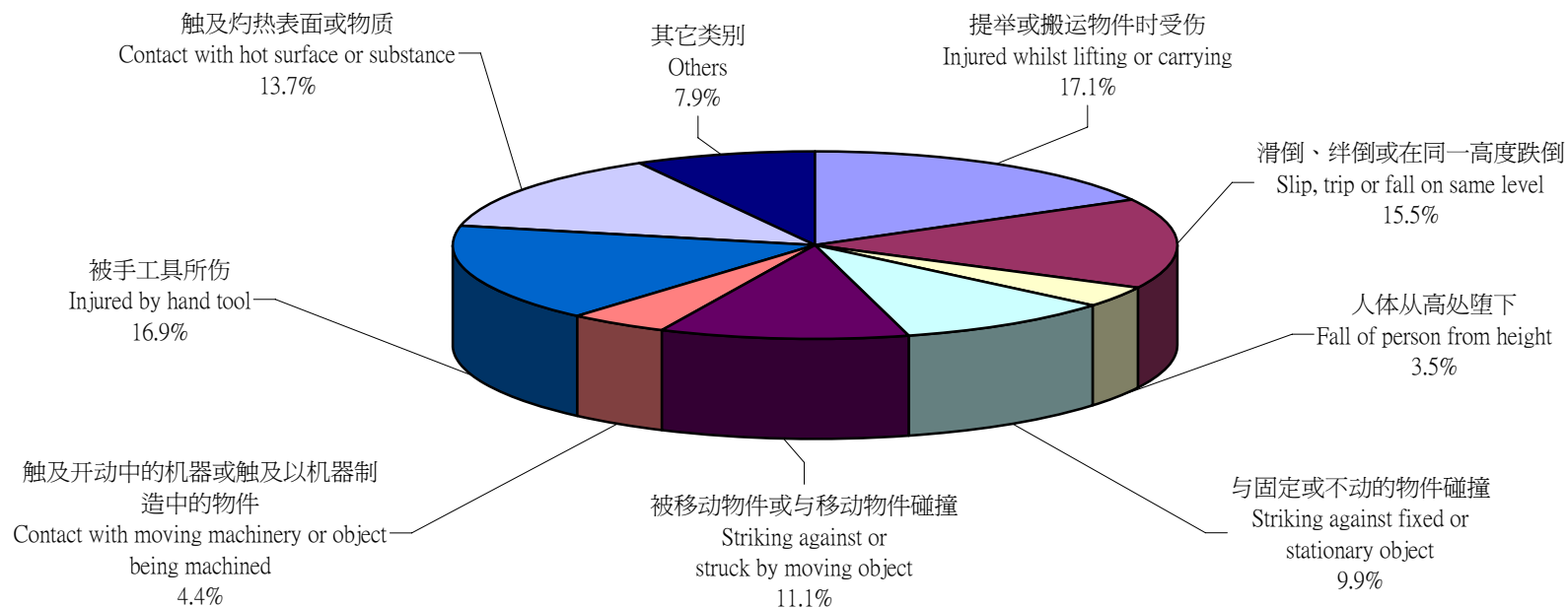
1. Industrial accidents refer to injuries and deaths arising from industrial activities in an industrial undertaking as defined under the Factories and Industrial Undertakings Ordinance. Since 1.1.1998, Labour Department has used the date of occurrence of an injury as the basis for computing work injury statistics instead of the date of reporting in order to reflect more accurately the number of work injuries occurring in the year.
2. Figures in brackets denote the number of fatalities.
3. The above accident figures are recorded as at 29 March 2007.

注释:

1. 工业意外是指在《工厂及工业经营条例》所界定的工业经营内发生的受伤或死亡意外，而这些意外是因工业活动而引致的。由1998年1月1日开始，劳工处采用个案发生日期替代个案呈报日期作为编算工作伤亡统计数据的基础，以便更准确地反映所述时段内发生的工伤个案。
2. 括号内的数字显示死亡人数。
3. 上列意外数字为截至二零零七年三月二十九日所记录的数字。



二零零六年所有工业经营之工业意外个案以意外类别分析 **Industrial Accidents in All Industrial Undertakings in 2006 -analysed by Type of Accident**



- Injured whilst lifting or carrying 提举或搬运物件时受伤
- Slip, trip or fall on same level 滑倒、绊倒或在同一高度跌倒
- Fall of person from height 人体从高处堕下
- Striking against fixed or stationary object 与固定或不动的物件碰撞
- Striking against or struck by moving object 被移动物件或与移动物件碰撞
- Contact with moving machinery or object being machined 触及开动中的机器或触及以机器制造中的物件
- Injured by hand tool 被手工具所伤
- Contact with hot surface or substance 触及灼热表面或物质
- Others 其它类别



**Industrial Accidents in Manufacturing Industry
in 2006
- analysed by Type of Accident -**

二零零六年制造业之工业意外个案以意外类别分析

Type of Accident 意外类别	2005 二零零五年	2006 二零零六年
Trapped in or between objects 受困于物件之内或物件之间	96	91
Injured whilst lifting or carrying 提举或搬运物件时受伤	642	739
Slip, trip or fall on same level 滑倒、绊倒或在同一高度跌倒	430	395
Fall of person from height 人体从高处堕下	58	62 (1)
Striking against fixed or stationary object 与固定或不动的物件碰撞	305	357
Striking against or struck by moving object 被移动物件或与移动物件碰撞	403	393 (1)
Stepping on object 踏在物件上	22	18
Exposure to or contact with harmful substance 暴露于有害物质中或接触有害物质	39	33
Contact with electricity or electric discharge 触电或接触放出的电流	0	4
Trapped by collapsing or overturning object 受困于倒塌或翻侧的物件	3	4 (2)
Struck by falling object 遭堕下的物件撞击	74	56 (1)
Struck by moving vehicle 遭移动中的车辆撞倒	75	75
Contact with moving machinery or object being machined 触及开动中的机器或触及以机器制造中的物件	378	364
Drowning 遇溺	0	0
Exposure to fire 火警烧伤	3	4 (1)
Exposure to explosion 爆炸受伤	1	1
Injured by hand tool 被手工具所伤	219	208
Injured by fall of ground 泥土倾泻受伤	0	0
Asphyxiation 窒息	0	0
Contact with hot surface or substance 触及灼热表面或物质	122	117
Injured by animal 被动物所伤	5	4
Injured in workplace violence 于工作场所暴力事件中受伤	0	0
Others 其它类别	37	24
Total 总计	2 912	2 949 (6)

Notes:

- Industrial accidents refer to injuries and deaths arising from industrial activities in an industrial undertaking as defined under the Factories and Industrial Undertakings Ordinance. Since 1.1.1998, Labour Department has used the date of occurrence of an injury as the basis for computing work injury statistics instead of the date of reporting in order to reflect more accurately the number of work injuries occurring in the year.
- Figures in brackets denote the number of fatalities.
- The above accident figures are recorded as at 29 March 2007.

注释:

- 工业意外是指在《工厂及工业经营条例》所界定的工业经营内发生的受伤或死亡意外，而这些意外是因工业活动而引致的。由1998年1月1日开始，劳工处采用个案发生日期替代个案呈报日期作为编算工作伤亡统计数据的基础，以便更准确地反映所述时段内发生的工伤个案。
- 括号内的数字显示死亡人数。
- 上列意外数字为截至二零零七年三月二十九日所记录的数字。



**Industrial Accidents in Textile Industry
in 2006
- analysed by Type of Accident -**

二零零六年纺织业之工业意外个案以意外类别分析

Type of Accident 意外类别	2005 二零零五年	2006 二零零六年
Trapped in or between objects 受困于物件之内或物件之间	3	8
Injured whilst lifting or carrying 提举或搬运物件时受伤	80	110
Slip, trip or fall on same level 滑倒、绊倒或在同一高度跌倒	57	33
Fall of person from height 人体从高处堕下	5	2
Striking against fixed or stationary object 与固定或不动的物件碰撞	41	29
Striking against or struck by moving object 被移动物件或与移动物件碰撞	49	41
Stepping on object 踏在物件上	5	0
Exposure to or contact with harmful substance 暴露于有害物质中或接触有害物质	4	9
Contact with electricity or electric discharge 触电或接触放出的电流	0	0
Trapped by collapsing or overturning object 受困于倒塌或翻侧的物件	0	0
Struck by falling object 遭堕下的物件撞击	3	1
Struck by moving vehicle 遭移动中的车辆撞倒	9	9
Contact with moving machinery or object being machined 触及开动中的机器或触及以机器制造中的物件	43	49
Drowning 遇溺	0	0
Exposure to fire 火警烧伤	0	1
Exposure to explosion 爆炸受伤	0	0
Injured by hand tool 被手工具所伤	20	18
Injured by fall of ground 泥土倾泻受伤	0	0
Asphyxiation 窒息	0	0
Contact with hot surface or substance 触及灼热表面或物质	18	8
Injured by animal 被动物所伤	0	0
Injured in workplace violence 于工作场所暴力事件中受伤	0	0
Others 其它类别	2	1
Total 总计	339	319

Notes:

1. Industrial accidents refer to injuries and deaths arising from industrial activities in an industrial undertaking as defined under the Factories and Industrial Undertakings Ordinance. Since 1.1.1998, Labour Department has used the date of occurrence of an injury as the basis for computing work injury statistics instead of the date of reporting in order to reflect more accurately the number of work injuries occurring in the year.
2. Figures in brackets denote the number of fatalities.
3. The above accident figures are recorded as at 29 March 2007.

注释:

1. 工业意外是指在《工厂及工业经营条例》所界定的工业经营内发生的受伤或死亡意外，而这些意外是因工业活动而引致的。由1998年1月1日开始，劳工处采用个案发生日期替代个案呈报日期作为编算工作伤亡统计数据的基础，以便更准确地反映所述时段内发生的工伤个案。
2. 括号内的数字显示死亡人数。
3. 上列意外数字为截至二零零七年三月二十九日所记录的数字。



**Industrial Accidents in Wearing Apparel Industry
in 2006
- analysed by Type of Accident -**

二零零六年衣着行业之工业意外个案以意外类别分析

Type of Accident 意外类别		2005 二零零五年	2006 二零零六年
Trapped in or between objects	受困于物件之内或物件之间	0	2
Injured whilst lifting or carrying	提举或搬运物件时受伤	32	28
Slip, trip or fall on same level	滑倒、绊倒或在同一高度跌倒	22	15
Fall of person from height	人体从高处堕下	2	3
Striking against fixed or stationary object	与固定或不动的物件碰撞	6	10
Striking against or struck by moving object	被移动物件或与移动物件碰撞	14	13
Stepping on object	踏在物件上	0	0
Exposure to or contact with harmful substance	暴露于有害物质中或接触有害物质	0	0
Contact with electricity or electric discharge	触电或接触放出的电流	0	0
Trapped by collapsing or overturning object	受困于倒塌或翻侧的物件	0	0
Struck by falling object	遭堕下的物件撞击	2	3
Struck by moving vehicle	遭移动中的车辆撞倒	1	3
Contact with moving machinery or object being machined	触及开动中的机器或触及以机器制造中的物件	24	20
Drowning	遇溺	0	0
Exposure to fire	火警烧伤	0	0
Exposure to explosion	爆炸受伤	0	0
Injured by hand tool	被手工具所伤	7	7
Injured by fall of ground	泥土倾泻受伤	0	0
Asphyxiation	窒息	0	0
Contact with hot surface or substance	触及灼热表面或物质	2	1
Injured by animal	被动物所伤	0	0
Injured in workplace violence	于工作场所暴力事件中受伤	0	0
Others	其它类别	0	2
Total	总计	112	107

Notes:

1. Industrial accidents refer to injuries and deaths arising from industrial activities in an industrial undertaking as defined under the Factories and Industrial Undertakings Ordinance. Since 1.1.1998, Labour Department has used the date of occurrence of an injury as the basis for computing work injury statistics instead of the date of reporting in order to reflect more accurately the number of work injuries occurring in the year.
2. Figures in brackets denote the number of fatalities.
3. The above accident figures are recorded as at 29 March 2007.

注释:

1. 工业意外是指在《工厂及工业经营条例》所界定的工业经营内发生的受伤或死亡意外，而这些意外是因工业活动而引致的。由1998年1月1日开始，劳工处采用个案发生日期替代个案呈报日期作为编算工作伤亡统计数据的基础，以便更准确地反映所述时段内发生的工伤个案。
2. 括号内的数字显示死亡人数。
3. 上列意外数字为截至二零零七年三月二十九日所记录的数字。



**Industrial Accidents in Electronics Industry
in 2006
- analysed by Type of Accident -**

二零零六年电子业之工业意外个案以意外类别分析

Type of Accident 意外类别		2005 二零零五年	2006 二零零六年
Trapped in or between objects	受困于物件之内或物件之间	9	5
Injured whilst lifting or carrying	提举或搬运物件时受伤	43	59
Slip, trip or fall on same level	滑倒、绊倒或在同一高度跌倒	23	13
Fall of person from height	人体从高处堕下	5	1
Striking against fixed or stationary object	与固定或不动的物件碰撞	17	17
Striking against or struck by moving object	被移动物件或与移动物件碰撞	24	33
Stepping on object	踏在物件上	0	1
Exposure to or contact with harmful substance	暴露于有害物质中或接触有害物质	6	8
Contact with electricity or electric discharge	触电或接触放出的电流	0	0
Trapped by collapsing or overturning object	受困于倒塌或翻侧的物件	0	0
Struck by falling object	遭堕下的物件撞击	5	4
Struck by moving vehicle	遭移动中的车辆撞倒	1	4
Contact with moving machinery or object being machined	触及开动中的机器或触及以机器制造中的物件	33	34
Drowning	遇溺	0	0
Exposure to fire	火警烧伤	0	0
Exposure to explosion	爆炸受伤	0	0
Injured by hand tool	被手工具所伤	8	10
Injured by fall of ground	泥土倾泻受伤	0	0
Asphyxiation	窒息	0	0
Contact with hot surface or substance	触及灼热表面或物质	6	4
Injured by animal	被动物所伤	0	0
Injured in workplace violence	于工作场所暴力事件中受伤	0	0
Others	其它类别	1	2
Total	总计	181	195

Notes:

1. Industrial accidents refer to injuries and deaths arising from industrial activities in an industrial undertaking as defined under the Factories and Industrial Undertakings Ordinance. Since 1.1.1998, Labour Department has used the date of occurrence of an injury as the basis for computing work injury statistics instead of the date of reporting in order to reflect more accurately the number of work injuries occurring in the year.
2. Figures in brackets denote the number of fatalities.
3. The above accident figures are recorded as at 29 March 2007.

注释:

1. 工业意外是指在《工厂及工业经营条例》所界定的工业经营内发生的受伤或死亡意外，而这些意外是因工业活动而引致的。由1998年1月1日开始，劳工处采用个案发生日期替代个案呈报日期作为编算工作伤亡统计数据的基础，以便更准确地反映所述时段内发生的工伤个案。
2. 括号内的数字显示死亡人数。
3. 上列意外数字为截至二零零七年三月二十九日所记录的数字。



**Industrial Accidents in Metal Products Industry
in 2006
- analysed by Type of Accident -**

二零零六年五金制品业之工业意外个案以意外类别分析

Type of Accident 意外类别		2005 二零零五年	2006 二零零六年
Trapped in or between objects	受困于物件之内或物件之间	2	2
Injured whilst lifting or carrying	提举或搬运物件时受伤	25	35
Slip, trip or fall on same level	滑倒、绊倒或在同一高度跌倒	10	8
Fall of person from height	人体从高处堕下	2	3
Striking against fixed or stationary object	与固定或不动的物件碰撞	18	19
Striking against or struck by moving object	被移动物件或与移动物件碰撞	26	24
Stepping on object	踏在物件上	1	0
Exposure to or contact with harmful substance	暴露于有害物质中或接触有害物质	1	1
Contact with electricity or electric discharge	触电或接触放出的电流	0	0
Trapped by collapsing or overturning object	受困于倒塌或翻侧的物件	0	0
Struck by falling object	遭堕下的物件撞击	3	3 (1)
Struck by moving vehicle	遭移动中的车辆撞倒	3	0
Contact with moving machinery or object being machined	触及开动中的机器或触及以机器制造中的物件	14	9
Drowning	遇溺	0	0
Exposure to fire	火警烧伤	2	0
Exposure to explosion	爆炸受伤	0	0
Injured by hand tool	被手工具所伤	0	7
Injured by fall of ground	泥土倾泻受伤	0	0
Asphyxiation	窒息	0	0
Contact with hot surface or substance	触及灼热表面或物质	4	1
Injured by animal	被动物所伤	0	0
Injured in workplace violence	于工作场所暴力事件中受伤	0	0
Others	其它类别	0	1
Total	总计	111	113 (1)

Notes:

- Industrial accidents refer to injuries and deaths arising from industrial activities in an industrial undertaking as defined under the Factories and Industrial Undertakings Ordinance. Since 1.1.1998, Labour Department has used the date of occurrence of an injury as the basis for computing work injury statistics instead of the date of reporting in order to reflect more accurately the number of work injuries occurring in the year.
- Figures in brackets denote the number of fatalities.
- The above accident figures are recorded as at 29 March 2007.

注释:

- 工业意外是指在《工厂及工业经营条例》所界定的工业经营内发生的受伤或死亡意外，而这些意外是因工业活动而引致的。由1998年1月1日开始，劳工处采用个案发生日期替代个案呈报日期作为编算工作伤亡统计数据的基础，以便更准确地反映所述时段内发生的工伤个案。
- 括号内的数字显示死亡人数。
- 上列意外数字为截至二零零七年三月二十九日所记录的数字。



**Industrial Accidents in Plastics Industry
in 2006
- analysed by Type of Accident -**

二零零六年塑料业之工业意外个案以意外类别分析

Type of Accident 意外类别	2005 二零零五年	2006 二零零六年
Trapped in or between objects 受困于物件之内或物件之间	1	1
Injured whilst lifting or carrying 提举或搬运物件时受伤	11	14
Slip, trip or fall on same level 滑倒、绊倒或在同一高度跌倒	15	6
Fall of person from height 人体从高处堕下	3	1
Striking against fixed or stationary object 与固定或不动的物件碰撞	5	5
Striking against or struck by moving object 被移动物件或与移动物件碰撞	10	7
Stepping on object 踏在物件上	0	0
Exposure to or contact with harmful substance 暴露于有害物质中或接触有害物质	0	0
Contact with electricity or electric discharge 触电或接触放出的电流	0	0
Trapped by collapsing or overturning object 受困于倒塌或翻侧的物件	0	0
Struck by falling object 遭堕下的物件撞击	3	1
Struck by moving vehicle 遭移动中的车辆撞倒	1	0
Contact with moving machinery or object being machined 触及开动中的机器或触及以机器制造中的物件	12	12
Drowning 遇溺	0	0
Exposure to fire 火警烧伤	0	0
Exposure to explosion 爆炸受伤	1	0
Injured by hand tool 被手工具所伤	5	6
Injured by fall of ground 泥土倾泻受伤	0	0
Asphyxiation 窒息	0	0
Contact with hot surface or substance 触及灼热表面或物质	4	3
Injured by animal 被动物所伤	0	0
Injured in workplace violence 于工作场所暴力事件中受伤	0	0
Others 其它类别	1	1
Total 总计	72	57

Notes:

1. Industrial accidents refer to injuries and deaths arising from industrial activities in an industrial undertaking as defined under the Factories and Industrial Undertakings Ordinance. Since 1.1.1998, Labour Department has used the date of occurrence of an injury as the basis for computing work injury statistics instead of the date of reporting in order to reflect more accurately the number of work injuries occurring in the year.
2. Figures in brackets denote the number of fatalities.
3. The above accident figures are recorded as at 29 March 2007.

注释:

1. 工业意外是指在《工厂及工业经营条例》所界定的工业经营内发生的受伤或死亡意外，而这些意外是因工业活动而引致的。由1998年1月1日开始，劳工处采用个案发生日期替代个案呈报日期作为编算工作伤亡统计数据的基础，以便更准确地反映所述时段内发生的工伤个案。
2. 括号内的数字显示死亡人数。
3. 上列意外数字为截至二零零七年三月二十九日所记录的数字。



**Industrial Accidents in Shipbuilding and Shiprepairing Industry
in 2006**

- analysed by Type of Accident -

二零零六年造船及修船业之工业意外个案以意外类别分析

Type of Accident 意外类别		2005 二零零五年	2006 二零零六年
Trapped in or between objects	受困于物件之内或物件之间	0	1
Injured whilst lifting or carrying	提举或搬运物件时受伤	20	18
Slip, trip or fall on same level	滑倒、绊倒或在同一高度跌倒	12	7
Fall of person from height	人体从高处堕下	5	4 (1)
Striking against fixed or stationary object	与固定或不动的物件碰撞	5	4
Striking against or struck by moving object	被移动物件或与移动物件碰撞	18	19
Stepping on object	踏在物件上	2	1
Exposure to or contact with harmful substance	暴露于有害物质中或接触有害物质	2	0
Contact with electricity or electric discharge	触电或接触放出的电流	0	0
Trapped by collapsing or overturning object	受困于倒塌或翻侧的物件	0	0
Struck by falling object	遭堕下的物件撞击	1	4
Struck by moving vehicle	遭移动中的车辆撞倒	0	0
Contact with moving machinery or object being machined	触及开动中的机器或触及以机器制造中的物件	8	5
Drowning	遇溺	0	0
Exposure to fire	火警烧伤	0	0
Exposure to explosion	爆炸受伤	0	0
Injured by hand tool	被手工具所伤	8	7
Injured by fall of ground	泥土倾泻受伤	0	0
Asphyxiation	窒息	0	0
Contact with hot surface or substance	触及灼热表面或物质	3	1
Injured by animal	被动物所伤	0	0
Injured in workplace violence	于工作场所暴力事件中受伤	0	0
Others	其它类别	0	0
Total	总计	84	71 (1)

Notes:

1. Industrial accidents refer to injuries and deaths arising from industrial activities in an industrial undertaking as defined under the Factories and Industrial Undertakings Ordinance. Since 1.1.1998, Labour Department has used the date of occurrence of an injury as the basis for computing work injury statistics instead of the date of reporting in order to reflect more accurately the number of work injuries occurring in the year.
2. Figures in brackets denote the number of fatalities.
3. The above accident figures are recorded as at 29 March 2007.

注释:

1. 工业意外是指在《工厂及工业经营条例》所界定的工业经营内发生的受伤或死亡意外，而这些意外是因工业活动而引致的。由1998年1月1日开始，劳工处采用个案发生日期替代个案呈报日期作为编算工作伤亡统计数据的基础，以便更准确地反映所述时段内发生的工伤个案。
2. 括号内的数字显示死亡人数。
3. 上列意外数字为截至二零零七年三月二十九日所记录的数字。



**Industrial Accidents in Printing Industry
in 2006
- analysed by Type of Accident -**

二零零六年印刷业之工业意外个案以意外类别分析

Type of Accident 意外类别		2005 二零零五年	2006 二零零六年
Trapped in or between objects	受困于物件之内或物件之间	8	6
Injured whilst lifting or carrying	提举或搬运物件时受伤	70	75
Slip, trip or fall on same level	滑倒、绊倒或在同一高度跌倒	30	38
Fall of person from height	人体从高处堕下	10	2
Striking against fixed or stationary object	与固定或不动的物件碰撞	39	36
Striking against or struck by moving object	被移动物件或与移动物件碰撞	32	41
Stepping on object	踏在物件上	5	2
Exposure to or contact with harmful substance	暴露于有害物质中或接触有害物质	4	3
Contact with electricity or electric discharge	触电或接触放出的电流	0	0
Trapped by collapsing or overturning object	受困于倒塌或翻侧的物件	0	1 (1)
Struck by falling object	遭堕下的物件撞击	2	1
Struck by moving vehicle	遭移动中的车辆撞倒	7	4
Contact with moving machinery or object being machined	触及开动中的机器或触及以机器制造中的物件	62	69
Drowning	遇溺	0	0
Exposure to fire	火警烧伤	0	0
Exposure to explosion	爆炸受伤	0	1
Injured by hand tool	被手工具所伤	30	21
Injured by fall of ground	泥土倾泻受伤	0	0
Asphyxiation	窒息	0	0
Contact with hot surface or substance	触及灼热表面或物质	1	2
Injured by animal	被动物所伤	0	0
Injured in workplace violence	于工作场所暴力事件中受伤	0	0
Others	其它类别	3	1
Total	总计	303	303 (1)

Notes:

1. Industrial accidents refer to injuries and deaths arising from industrial activities in an industrial undertaking as defined under the Factories and Industrial Undertakings Ordinance. Since 1.1.1998, Labour Department has used the date of occurrence of an injury as the basis for computing work injury statistics instead of the date of reporting in order to reflect more accurately the number of work injuries occurring in the year.
2. Figures in brackets denote the number of fatalities.
3. The above accident figures are recorded as at 29 March 2007.

注释:

1. 工业意外是指在《工厂及工业经营条例》所界定的工业经营内发生的受伤或死亡意外，而这些意外是因工业活动而引致的。由1998年1月1日开始，劳工处采用个案发生日期替代个案呈报日期作为编算工作伤亡统计数据的基础，以便更准确地反映所述时段内发生的工伤个案。
2. 括号内的数字显示死亡人数。
3. 上列意外数字为截至二零零七年三月二十九日所记录的数字。



**Industrial Accidents in Construction Industry
in 2006
- analysed by Type of Accident -**

二零零六年建筑业之工业意外个案以意外类别分析

Type of Accident 意外类别		2005 二零零五年	2006 二零零六年
Trapped in or between objects	受困于物件之内或物件之间	113	99 (1)
Injured whilst lifting or carrying	提举或搬运物件时受伤	544	536
Slip, trip or fall on same level	滑倒、绊倒或在同一高度跌倒	648	603
Fall of person from height	人体从高处堕下	423 (14)	405 (9)
Striking against fixed or stationary object	与固定或不动的物件碰撞	362 (1)	382
Striking against or struck by moving object	被移动物件或与移动物件碰撞	674 (1)	605 (1)
Stepping on object	踏在物件上	39	37
Exposure to or contact with harmful substance	暴露于有害物质中或接触有害物质	21 (1)	20
Contact with electricity or electric discharge	触电或接触放出的电流	20 (1)	14
Trapped by collapsing or overturning object	受困于倒塌或翻侧的物件	11 (3)	5 (1)
Struck by falling object	遭堕下的物件撞击	151	131 (1)
Struck by moving vehicle	遭移动中的车辆撞倒	22 (2)	33
Contact with moving machinery or object being machined	触及开动中的机器或触及以机器制造中的物件	290 (2)	234
Drowning	遇溺	0	0
Exposure to fire	火警烧伤	8	16
Exposure to explosion	爆炸受伤	2	3
Injured by hand tool	被手工具所伤	165	225
Injured by fall of ground	泥土倾泻受伤	1	0
Asphyxiation	窒息	0	3 (3)
Contact with hot surface or substance	触及灼热表面或物质	24	20
Injured by animal	被动物所伤	2	3
Injured in workplace violence	于工作场所暴力事件中受伤	0	0
Others	其它类别	28	26
Total	总计	3 548 (25)	3 400 (16)

Notes:

1. Industrial accidents refer to injuries and deaths arising from industrial activities in an industrial undertaking as defined under the Factories and Industrial Undertakings Ordinance. Since 1.1.1998, Labour Department has used the date of occurrence of an injury as the basis for computing work injury statistics instead of the date of reporting in order to reflect more accurately the number of work injuries occurring in the year.
2. Figures in brackets denote the number of fatalities.
3. The above accident figures are recorded as at 29 March 2007.

注释:

1. 工业意外是指在《工厂及工业经营条例》所界定的工业经营内发生的受伤或死亡意外，而这些意外是因工业活动而引致的。由1998年1月1日开始，劳工处采用个案发生日期替代个案呈报日期作为编算工作伤亡统计数据的基础，以便更准确地反映所述时段内发生的工伤个案。
2. 括号内的数字显示死亡人数。
3. 上列意外数字为截至二零零七年三月二十九日所记录的数字。



**Industrial Accidents in Catering Industry
in 2006**

- analysed by Type of Accident -

二零零六年饮食业之工业意外个案以意外类别分析

Type of Accident 意外类别		2005 二零零五年	2006 二零零六年
Trapped in or between objects	受困于物件之内或物件之间	104	122
Injured whilst lifting or carrying	提举或搬运物件时受伤	1 137	1 192
Slip, trip or fall on same level	滑倒、绊倒或在同一高度跌倒	1 255	1 443
Fall of person from height	人体从高处堕下	43	52
Striking against fixed or stationary object	与固定或不动的物件碰撞	757	810
Striking against or struck by moving object	被移动物件或与移动物件碰撞	683	637
Stepping on object	踏在物件上	13	10
Exposure to or contact with harmful substance	暴露于有害物质中或接触有害物质	63	69
Contact with electricity or electric discharge	触电或接触放出的电流	0	4
Trapped by collapsing or overturning object	受困于倒塌或翻侧的物件	2	0
Struck by falling object	遭堕下的物件撞击	58	44
Struck by moving vehicle	遭移动中的车辆撞倒	36	40
Contact with moving machinery or object being machined	触及开动中的机器或触及以机器制造中的物件	98	110
Drowning	遇溺	0	0
Exposure to fire	火警烧伤	14	15
Exposure to explosion	爆炸受伤	1	3
Injured by hand tool	被手工具所伤	2 307	2 420
Injured by fall of ground	泥土倾泻受伤	0	0
Asphyxiation	窒息	0	0
Contact with hot surface or substance	触及灼热表面或物质	2 216	2 213
Injured by animal	被动物所伤	97	81
Injured in workplace violence	于工作场所暴力事件中受伤	0	0
Others	其它类别	18	29
Total	总计	8 902	9 294

Notes:

1. Industrial accidents refer to injuries and deaths arising from industrial activities in an industrial undertaking as defined under the Factories and Industrial Undertakings Ordinance. Since 1.1.1998, Labour Department has used the date of occurrence of an injury as the basis for computing work injury statistics instead of the date of reporting in order to reflect more accurately the number of work injuries occurring in the year.
2. Figures in brackets denote the number of fatalities.
3. The above accident figures are recorded as at 29 March 2007.

注释:

1. 工业意外是指在《工厂及工业经营条例》所界定的工业经营内发生的受伤或死亡意外，而这些意外是因工业活动而引致的。由1998年1月1日开始，劳工处采用个案发生日期替代个案呈报日期作为编算工作伤亡统计数据的基础，以便更准确地反映所述时段内发生的工伤个案。
2. 括号内的数字显示死亡人数。
3. 上列意外数字为截至二零零七年三月二十九日所记录的数字。



Statistics of Confirmed Occupational Diseases (excluding Silicosis, Asbestos-related Diseases, Occupational Deafness and Gas Poisoning) by Industry in 2006

二零零六年各行业中经证实为职业病的个案数字统计(矽肺病、石棉沉着病、职业性失聪及气体中毒除外)

Industries 行业	Occupational Disease Codes (2005) 职业病译码(二零零五年)						Occupational Disease Codes (2006) 职业病译码(二零零六年)						
	3	8	14	16	40	Total 总数	3	8	14	32	40	48	Total 总数
Agriculture and Fishing 农业及捕鱼业	0	1	0	0	0	1	0	0	0	0	0	0	0
Mining and Quarrying 采矿及采石业	0	0	0	0	0	0	0	0	0	0	0	0	0
Manufacturing 制造业	1	11	0	0	0	12	0	6	0	1	1	0	8
Electricity and Gas 电力及燃气业	0	0	0	0	0	0	0	0	0	0	0	0	0
Construction sites 建筑地盘	0	2	0	0	2	4	0	3	0	0	0	0	3
Wholesales, retail and import/export trades, restaurants & hotels 批发、零售、进出口贸易、饮食及酒店	0	16	0	5	6	27	0	18	0	0	4	0	22
Transport, storage and communications 运输、仓库及通讯业	0	4	0	0	0	4	1	8	0	0	0	0	9
Financing, insurance, real estate and Business services 金融、保险、地产及商用服务业	0	7	0	0	0	7	0	2	0	0	0	1	3
Community, Social & Personal Services 社区、社会及个人服务业	0	34	30	1	2	67	0	26	18	0	3	0	47
Total 总数	1	75	30	6	10	122	1	63	18	1	8	1	92

Occupational Disease Codes

3 = Compressed Air Illness
8 = Tenosynovitis of Hand or Forearm
14 = Tuberculosis
16 = Streptococcus Suis Infection
32 = Cadmium Poisoning
40 = Occupational Dermatitis
48 = Carpal Tunnel Syndrome

职业病译码

3 = 气压病
8 = 手部或前臂腱鞘炎
14 = 结核病
16 = 猪型链球菌感染
32 = 镉中毒
40 = 职业性皮肤病
48 = 腕管综合症

Notes:

- 1) For information on silicosis and asbestos-related diseases, please refer to the Pneumoconiosis Compensation Fund Board
- 2) For information on occupational deafness, please refer to the Occupational Deafness Compensation Board

附注：

- 1) 有关矽肺病及石棉沉着病，请参考肺尘埃沉着病补偿基金委员会所发表的资料。
- 2) 有关职业性失聪，请参考职业性失聪补偿管理局所发表的资料。



Number of Confirmed Occupational Diseases in 2006

二零零六年经证实为职业病的个案数字

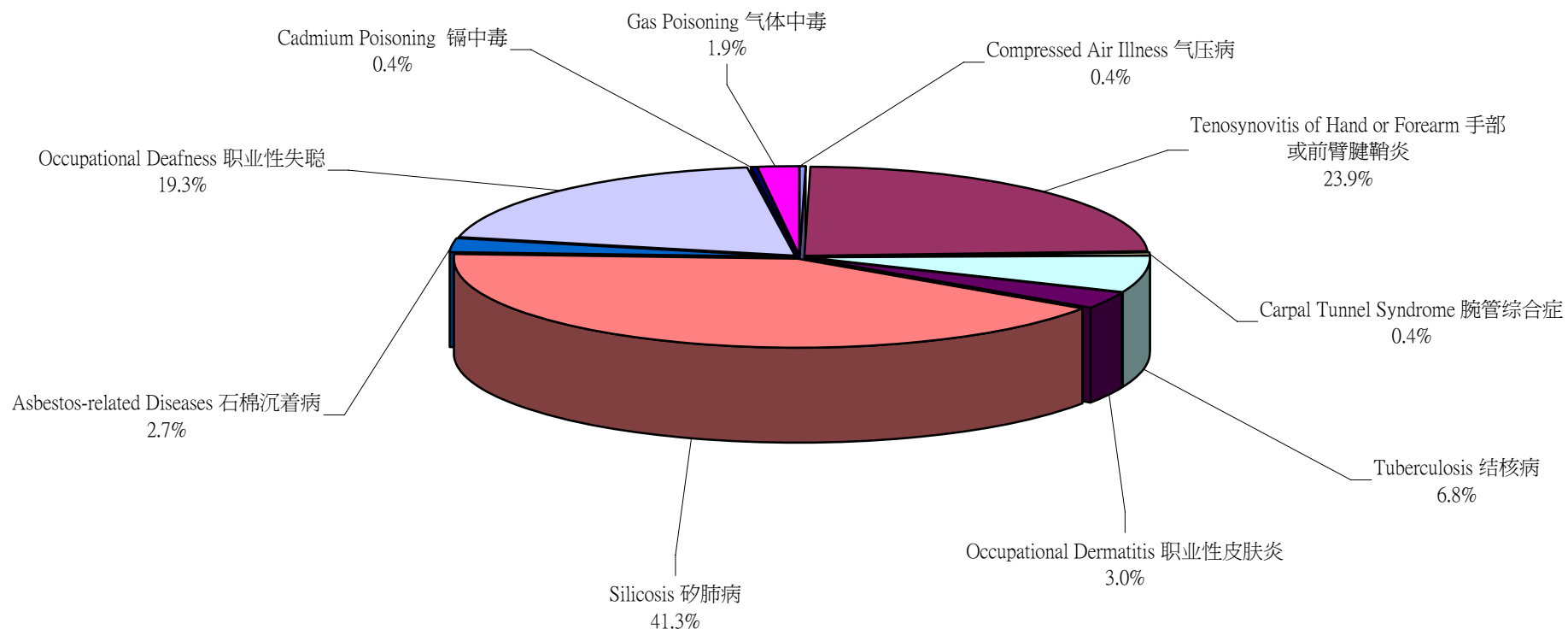
Occupational Disease 职业病	2005 二零零五年	2006 二零零六年
Compressed Air Illness 气压病	1	1
Tenosynovitis of Hand or Forearm 手部或前臂腱鞘炎	75	63
Carpal Tunnel Syndrome 腕管综合症	0	1
Tuberculosis 结核病	30	18
Occupational Dermatitis 职业性皮肤病	10	8
Silicosis 矽肺病	68	109
Asbestos-related Diseases 石棉沉着病	2	7
Occupational Deafness 职业性失聪	60	51
Cadmium Poisoning 镉中毒	0	1
Streptococcus Suis Infection 猪型链球菌感染	6	0
Gas Poisoning 气体中毒 ¹	4 (3)	5 (3)
Total 总数	256	264

Note 1 : The figure in bracket denotes the number of incidents

附注 1 : 括号中的数字为事件次数。



二零零六年经证实为职业病的个案数字 **Number of Confirmed Occupational Diseases in 2006**



Compressed Air Illness 气压病	Tenosynovitis of Hand or Forearm 手部或前臂腱鞘炎	Carpal Tunnel Syndrome 腕管综合症
Tuberculosis 结核病	Occupational Dermatitis 职业性皮肤病	Silicosis 矽肺病
Asbestos-related Diseases 石棉沉着病	Occupational Deafness 职业性失聪	Cadmium Poisoning 镉中毒
Gas Poisoning 气体中毒		



Industrial Accidents in Construction Industry (1997 - 2006) 建造业之工业意外数字(1997 - 2006)

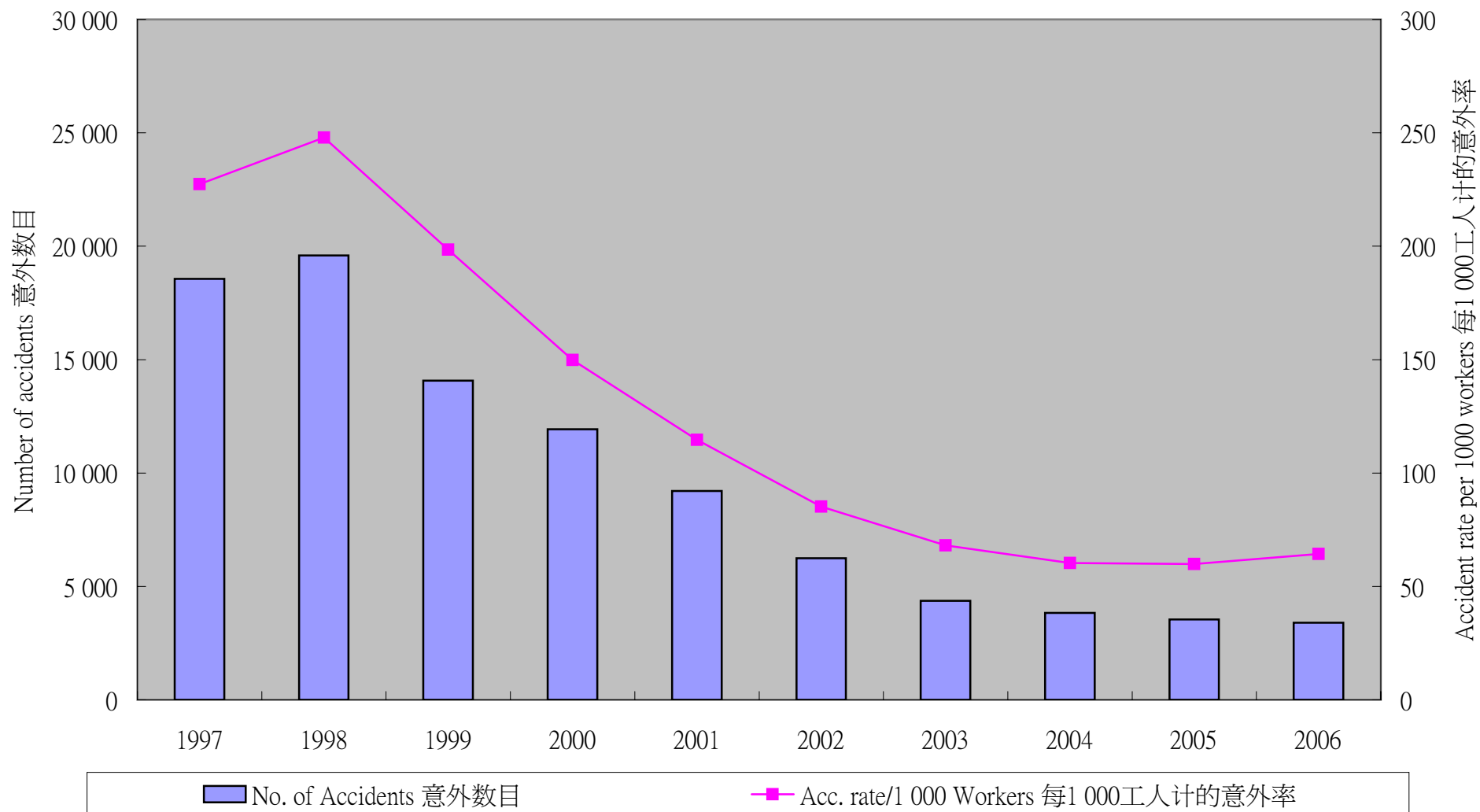
	1997	1998	1999	2000	2001	2002	2003	2004	2005	2006
No. of Accidents 意外数目	18 559	19 588	14 078	11 925	9 206	6 239	4 367	3 833	3 548	3 400
No. of Fatalities 致命意外数目	41	56	47	29	28	24	25	17	25	16
*Total No. of Workers *工人总数	81 629	79 007	70 941	79 599	80 302	73 223	64 112	63 520	59 266	52 865
Acc. rate/1 000 Workers 每1 000工人计的意外率	227.4	247.9	198.4	149.8	114.6	85.2	68.1	60.3	59.9	64.3
Fatality rate/1 000 Workers 每1 000工人计的致命意外率	0.502	0.709	0.663	0.364	0.349	0.328	0.390	0.268	0.422	0.303

*The total no. of workers only covers manual workers on construction sites.

*工人总数只包括在建筑地盘工作的工人



建筑业之工业意外数字(1997 - 2006)
Industrial Accidents in Construction Industry (1997 - 2006)



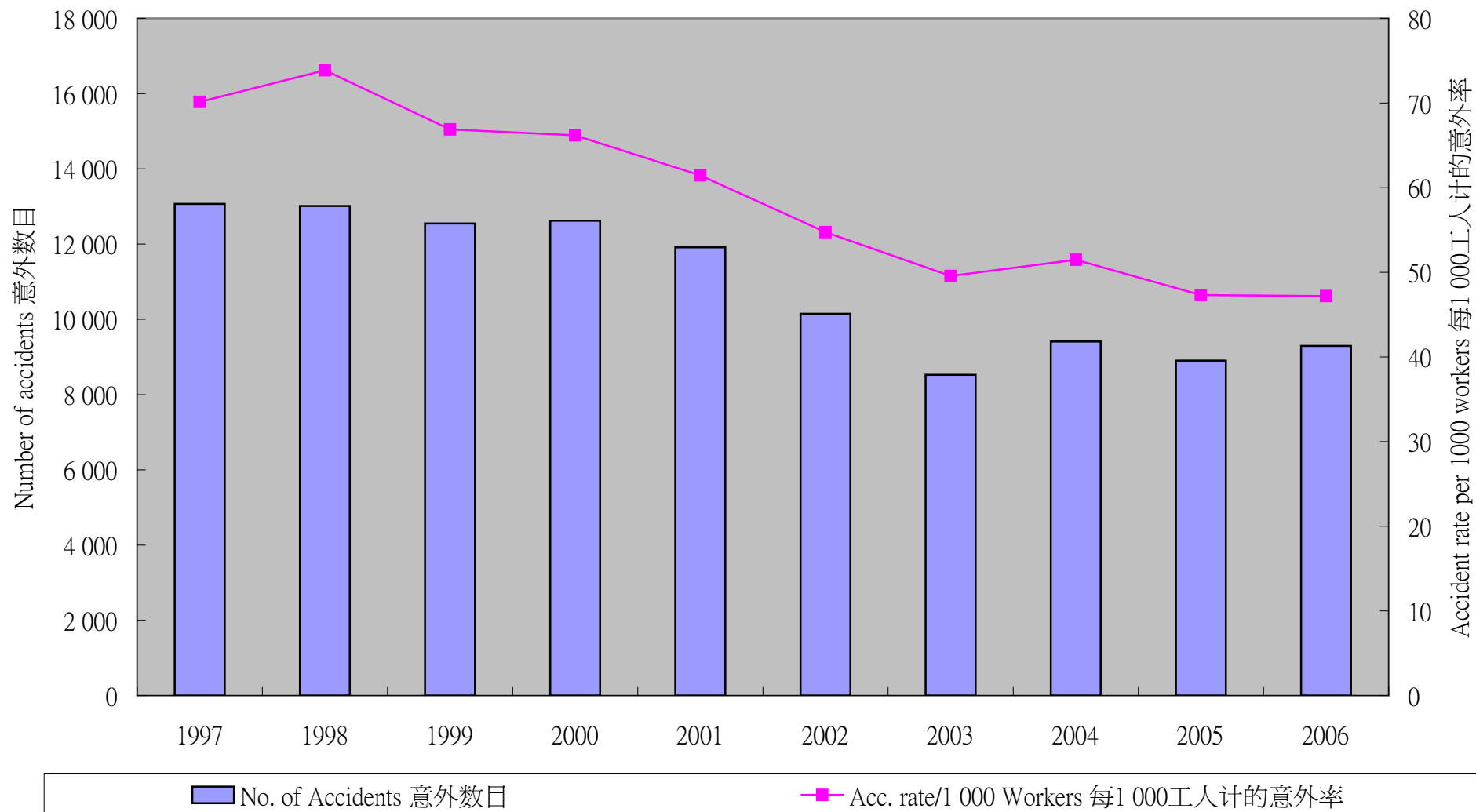


Industrial Accidents in Catering Industry (1997 - 2006) 饮食业之工业意外数字(1997 - 2006)

	1997	1998	1999	2000	2001	2002	2003	2004	2005	2006
No. of Accidents 意外数目	13 069	13 011	12 549	12 621	11 914	10 149	8 527	9 410	8 902	9 294
No. of Fatalities 致命意外数目	0	0	0	2	0	0	0	0	0	0
Total No. of Workers 工人总数	186 350	176 140	187 614	190 685	193 881	185 395	171 999	182 791	188 157	196 935
Acc. rate/1 000 Workers 每1 000工人计的意外率	70.1	73.9	66.9	66.2	61.5	54.7	49.6	51.5	47.3	47.2
Fatality rate/1 000 Workers 每1 000工人计的致命意外率	---	---	---	0.010	---	---	---	---	---	---



饮食业之工业意外数字(1997 - 2006)
Industrial Accidents in Catering Industry (1997 - 2006)



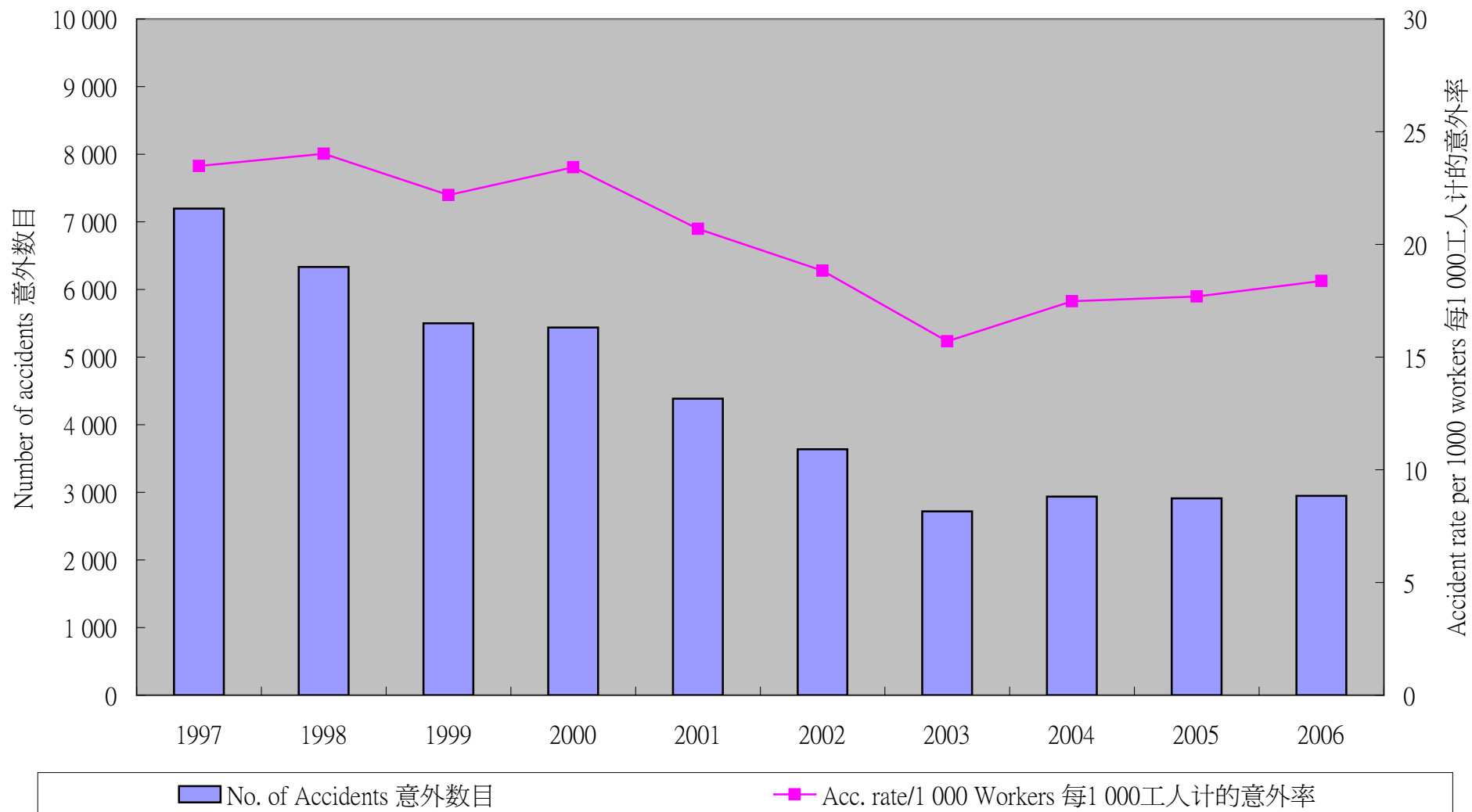


Industrial Accidents in Manufacturing Industry (1997 - 2006) 制造业之工业意外数字(1997 - 2006)

	1997	1998	1999	2000	2001	2002	2003	2004	2005	2006
No. of Accidents 意外数目	7 196	6 334	5 499	5 436	4 385	3 636	2 719	2 936	2 912	2 949
No. of Fatalities 致命意外数目	4	2	2	3	3	0	2	2	0	6
Total No. of Workers 工人总数	306 510	263 714	247 830	232 039	211 995	193 013	173 133	167 952	164 668	160 505
Acc. rate/1 000 Workers 每1 000工人计的意外率	23.5	24.0	22.2	23.4	20.7	18.8	15.7	17.5	17.7	18.4
Fatality rate/1 000 Workers 每1 000工人计的致命意外率	0.013	0.008	0.008	0.013	0.014	---	0.012	0.012	---	0.037



制造业之工业意外数字(1997 - 2006)
Industrial Accidents in Manufacturing Industry (1997 - 2006)





Industrial Accidents in Major Industries (1997 - 2006)

主要行业之工业意外数字(1997 - 2006)

	1997	1998	1999	2000	2001	2002	2003	2004	2005	2006
No. of Accidents 意外数目										
Construction Industry 建造业	18 559	19 588	14 078	11 925	9 206	6 239	4 367	3 833	3 548	3 400
Catering Industry 饮食业	13 069	13 011	12 549	12 621	11 914	10 149	8 527	9 410	8 902	9 294
Manufacturing Industry 制造业	7 196	6 334	5 499	5 436	4 385	3 636	2 719	2 936	2 912	2 949
Acc. Rate/1 000 Workers 每1 000工人计的意外率										
Construction Industry 建造业	227.4	247.9	198.4	149.8	114.6	85.2	68.1	60.3	59.9	64.3
Catering Industry 饮食业	70.1	73.9	66.9	66.2	61.5	54.7	49.6	51.5	47.3	47.2
Manufacturing Industry 制造业	23.5	24.0	22.2	23.4	20.7	18.8	15.7	17.5	17.7	18.4

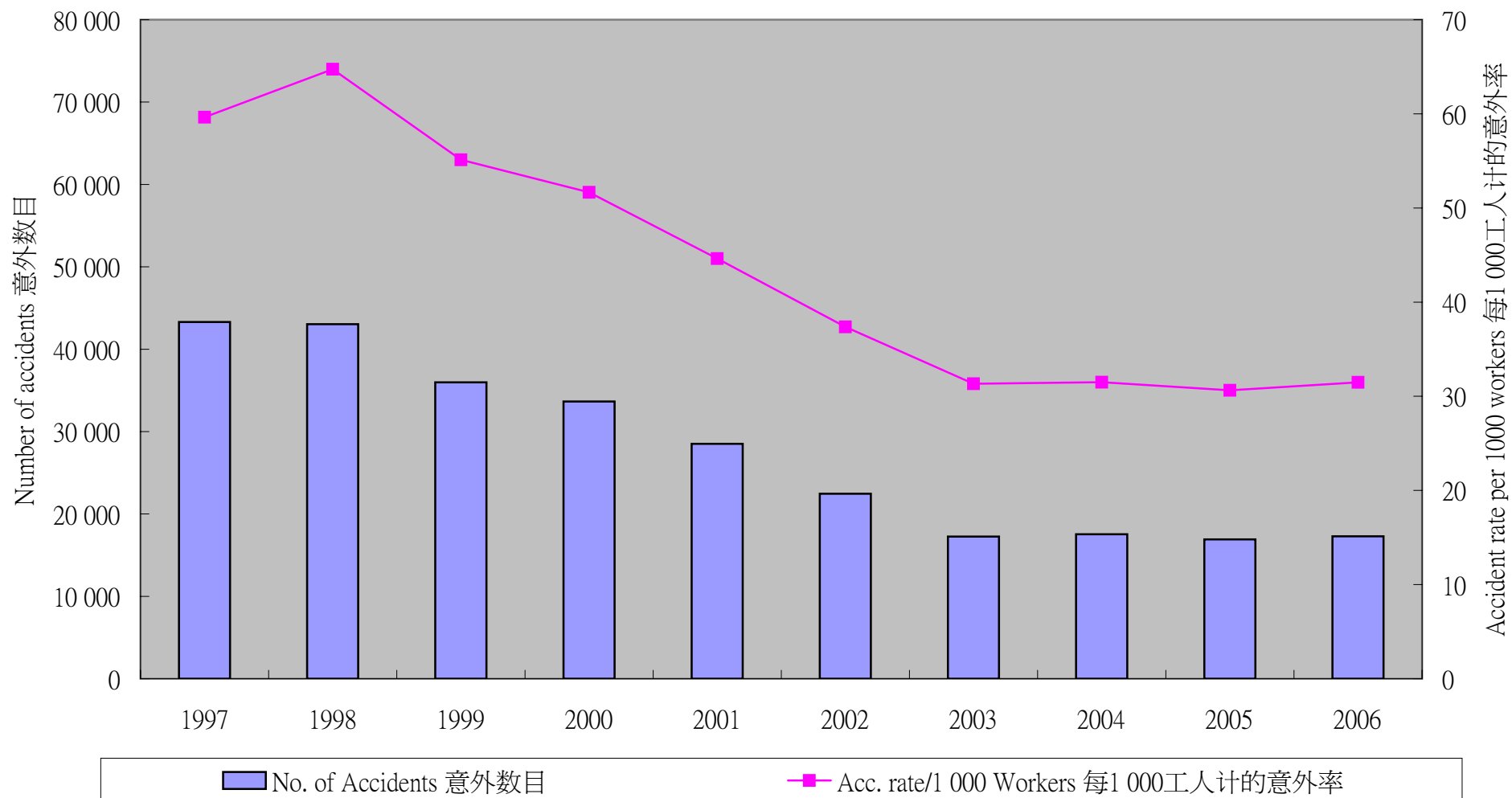


Industrial Accidents in All Industries (1997 - 2006) 所有行业之工业意外数字(1997 - 2006)

	1997	1998	1999	2000	2001	2002	2003	2004	2005	2006
No. of Accidents 意外数目	43 305	43 034	35 986	33 652	28 518	22 453	17 249	17 533	16 917	17 286
No. of Fatalities 致命意外数目	58	68	52	43	34	25	28	24	29	26
Total No. of Workers 工人总数	725 992	664 751	652 931	651 441	638 978	600 781	550 655	556 572	552 160	549 109
Acc. rate/1 000 Workers 每1 000工人计的意外率	59.6	64.7	55.1	51.7	44.6	37.4	31.3	31.5	30.6	31.5
Fatality rate/1 000 Workers 每1 000工人计的致命意外率	0.080	0.102	0.080	0.066	0.053	0.042	0.051	0.043	0.053	0.047



所有行业之工业意外数字(1997 - 2006)
Industrial Accidents in All Industries (1997 - 2006)





Number of Confirmed Occupational Diseases (1997 - 2006)

1997 - 2006 经证实为职业病的个案数字

Occupational Disease	职业病	1997	1998	1999	2000	2001	2002	2003	2004	2005	2006
Radiation Illness	放射病	0	0	0	1	0	0	0	0	0	0
Compressed Air Illness	气压病	1	3	3	6	11	4	2	0	1	1
Cramp of Hand or Forearm	手部或前臂痉挛	1	0	0	0	0	0	0	0	0	0
Tenosynovitis of Hand or Forearm	手部或前臂腱鞘炎	54	71	54	81	90	35	34	43	75	63
Carpal Tunnel Syndrome	腕管综合症	0	0	1	2	0	1	0	1	0	1
Tuberculosis	结核病	10	39	57	39	41	29	30	42	30	18
Streptococcus suis Infection	猪型链球菌感染	0	0	1	0	1	0	0	1	6	0
Occupational Dermatitis	职业性皮肤病	25	34	21	17	24	29	10	7	10	8
Occupational Asthma	职业性哮喘病	0	0	0	0	0	3	1	0	0	0
Silicosis	矽肺病	118	104	137	105	122	110	74	69	68	109
Asbestos-Related Disease	石棉沉着病	7	5	15	11	9	9	6	4	2	7
Occupational Deafness	职业性失聪	314	631	388	206	121	114	74	52	60	51
Infammation or Ulceration of the Mucous Membrane of the Upper Respiratory Passages or Mouth produced by Dust, Liquid or Vapour	因尘埃、液体或蒸气引致上呼吸道或口腔的黏膜发炎或溃疡	2	4	0	0	0	0	1	1	0	0
Cadmium Poisoning	镉中毒	0	0	0	0	0	0	0	3	0	1
Gas Poisoning ¹	气体中毒 ¹	23 (9)	57 (8)	57 (9)	36 (15)	11 (6)	30 (9)	26 (7)	28 (10)	4 (3)	5 (3)
Total	总数	555	948	734	504	430	364	258	251	256	264

Note 1: The figure in bracket denotes the number of incidents.

附注1：括号中的数字为事件次数。



Occupational Injuries and Injury Rates in All Economic Activities in 1997 - 2006

一九九七年至二零零六年 所有经济行业之职业伤亡个案及伤亡率

	1997	1998	1999	2000	2001	2002	2003	2004	2005	2006
Number of occupational injuries 伤亡个案	62 776	63 526	58 841	58 092	53 719	47 023	42 022	44 025	44 267	46 937
Injury rate per 1 000 employees 每1 000雇员计之伤亡率	24.9	26.7	24.3	23.3	21.6	19.2	17.7	18.1	17.8	18.4



一九九七年至二零零六年 所有经济行业之职业伤亡个案及伤亡率
Occupational Injuries and Injury Rates in All Economic Activities in 1997 - 2006

